36" x 48" Arch E -SHEET SIZE

DEPT OF BLDGS 121328205 Job Number
ES093756581 Scan Code

MECHANICAL SYMBOL LIST

HVAC DUCTWORK SYMBOLS

Symbol	Description
	SINGLE LINE DUCTWORK OR EQUIPMENT - NEW
	DUCTWORK WITH ACOUSTIC LINING
	DUCTWORK POSITIVE PRESSURE (SUPPLY AIR OR FAN DISCHARGE)
	DUCTWORK NEGATIVE PRESSURE (RETURN, EXHAUST OR OUTSIDE AIR)
V	VOLUME DAMPER
D F	FIRE DAMPER AND ACCESS DOOR
D BDD	BACKDRAFT DAMPER
M	AUTOMATIC DAMPER (ELECTRIC)
FSD M	COMBINATION SMOKE AND FIRE DAMPER (ELECTRIC) AND ACCESS DOOR
SD M	COMBINATION SMOKE DAMPER (ELECTRIC) AND ACCESS DOOR
R	RISE IN DUCTWORK (IN DIRECTION OF AIR FLOW)
D	DROP IN DUCTWORK (IN DIRECTION OF AIR FLOW)
℄	CENTERLINE
OR CFM	CUBIC FEET PER MINUTE
Ø	DIAMETER
	SQUARE FEET
	OVAL DUCTWORK
L 1.0 F.A.	LOUVER IN DOOR - MIN. 1.0 SF FREE AREA
UC	RISE IN DUCTWORK (IN DIRECTION OF AIR FLOW)
CD-D 400	TYPE A CEILING DIFFUSER 400 CFM SUPPLY AIR
12x12 CD 400	RECTANGULAR CEILING DIFFUSER WITH 12"x12" NECK 400 CFM SUPPLY AIR
10x8 CR(CG) 300	10" BY 8" CEILING REGISTER (CEILING GRILLE) 300 CFM RETURN AIR
CG-A 400	TYPE A CEILING GRILLE 400 CFM EXHAUST AIR
CD-B 300	TYPE B ROUND DIFFUSER 300 CFM SUPPLY AIR
	RECTANGULAR DIFFUSER WITH BLANKING PLATE
	ROUND DIFFUSER WITH BLANKING PLATE
10x8 TR 150	10" BY 6" TOP REGISTER, 150 CFM SUPPLY AIR
10x8 TR(TG) 150	10" BY 6" TOP REGISTER (TOP GRILLE) 150 CFM RETURN AIR
10x8 BR(BG) 150	10" BY 6" BOTTOM REGISTER (BOTTOM GRILLE) 150 CFM RETURN AIR
	VANED ELBOW (SEE DETAIL)
	VANED ELBOW (SEE DETAIL) OR RADIUS ELBOW
	RADIUS ELBOW
	FLEXIBLE DUCT
	SLOTTED LINEAR DIFFUSER WITH PLENUM
	DUCT FLEXIBLE CONNECTION
	VERTICAL DUCT DROP (IN DIRECTION OF AIR FLOW)
	VERTICAL DUCT RISE (IN DIRECTION OF AIR FLOW)
VAV-A	VARIABLE AIR VOLUME BOX TYPE A
VAV-A	VARIABLE AIR VOLUME BOX, TYPE A, WITH REHEAT COIL
	AXIAL FLOW FAN
	CENTRIFUGAL FAN
T	THERMOSTAT
H	HUMIDISTAT
	HEAT DETECTOR
SD	SMOKE DETECTOR
H	HUMIDIFIER
OAS	OUTSIDE AIR SENSOR

HVAC EQUIPMENT DESIGNATIONS

XXX-XX-XX
- EQUIPMENT TAG NUMBER
- FLOOR DESIGNATION
- EQUIPMENT DESIGNATION

ACU-2-3
- UNIT NUMBER 3
- SECOND FLOOR
- AIR CONDITIONING UNIT

HVAC PIPING SYMBOLS

Symbol	Description
AFS	AIR FLOW SWITCH
DPT	DIFFERENTIAL PRESSURE TRANSMITTER
	NEW PIPE WITH DIRECTION OF FLOW
	HEAT TRACING ON PIPE
	FLEXIBLE HOSE
	PIPE DROP
	PIPE RISE
U	PITCH UP IN DIRECTION OF FLOW
D	PITCH DOWN IN DIRECTION OF FLOW
	UNION
	CONCENTRIC REDUCER
	ECCENTRIC REDUCER - FLAT BOTTOM
	ECCENTRIC REDUCER - FLAT TOP
	FLANGED CONNECTION
	FLANGED END - BLIND FLANGE
	DEAD END - SCREWED CAP
	DEAD END - WELDED CAP
	EXPANSION LOOP
	PIPE EXPANSION JOINT
	BALL JOINT
	PIPE ALIGNMENT GUIDE
	PIPE ANCHOR
	GATE VALVE
	GLOBE VALVE
	NEEDLE VALVE COCK
	DRAIN VALVE
	LOCK SHIELD VALVE
	CHECK VALVE, SWING OR LIFT
	SILENT CHECK (NON-SLAM) VALVE
	FLEXIBLE CONNECTOR
	BUTTERFLY VALVE
	BALL VALVE
	SQUARE HEAD COCK
	BALANCING VALVE
	PLUG VALVE (TYPE AS NOTED)
	AUTOMATIC CONTROL VALVE
	THREE-WAY AUTOMATIC CONTROL VALVE
	FLOW CONTROL VALVE
	QUICK CLOSING VALVE WITH FUSIBLE LINK
	QUICK OPENING VALVE
	DIAPHRAGM VALVE
S	SOLENOID VALVE
M	ELECTRIC MOTORIZED VALVE OPERATOR
	"Y" TYPE STRAINER WITH BLOWOFF VALVE AND CAP
	SINGLE BASKET STRAINER
	DUPLEX BASKET STRAINER
	AUTOMATIC AIR VENT
	MANUAL AIR VENT
	VIBRATION ISOLATOR IN HANGER
T	THERMOMETER WELL
	THERMOMETER AND WELL
	PRESSURE GAUGE WITH SYPHON
	PUMP
S	SEPARATOR
F	FILTER, IN-LINE
FM	FLOW METER
A	AQUASTAT
FS	FLOW SWITCH
TS	TEMPERATURE SWITCH
PS	PRESSURE SWITCH
	STOP CHECK VALVE
CWR	CONDENSER WATER RETURN
CWS	CONDENSER WATER SUPPLY
CHWR	CHILLED WATER RETURN
CHWS	CHILLED WATER SUPPLY
CW	CITY WATER
D	DRAIN
DW	DOMESTIC WATER
GCHWR	GLYCOL CHILLED WATER RETURN
GCHWS	GLYCOL CHILLED WATER SUPPLY
HCR	HOT/CHILLED WATER RETURN
HCS	HOT/CHILLED WATER SUPPLY
HWR	HOT WATER RETURN
HWS	HOT WATER SUPPLY
MU	MAKEUP WATER
PCWR	PRIMARY CONDENSER WATER RETURN
PCWS	PRIMARY CONDENSER WATER SUPPLY
PHWR	PRIMARY HOT WATER RETURN
PHWS	PRIMARY HOT WATER SUPPLY
RL	REFRIGERANT LIQUID LINE
RRV	REFRIGERANT RELIEF VENT
RS	REFRIGERANT SUCTION LINE
SCWR	SECONDARY CONDENSER WATER RETURN
SCWS	SECONDARY CONDENSER WATER SUPPLY
SHWR	SECONDARY HOT WATER RETURN
SHWS	SECONDARY HOT WATER SUPPLY
TCWR	TERTIARY CONDENSER WATER RETURN
TCWS	TERTIARY CONDENSER WATER SUPPLY
THWR	TERTIARY HOT WATER RETURN
THWS	TERTIARY HOT WATER SUPPLY
V	VENT OR ATMOSPHERIC RELIEF

HVAC GENERAL SYMBOLS

Symbol	Description
	POINT OF CONNECTION
	POINT OF DISCONNECTION
DDCP	DIRECT DIGITAL CONTROL PANEL
TT 01	TEMPERATURE TRANSMITTER (ELECTRONIC) TRANSMITTER NUMBER
PT 01	PRESSURE TRANSMITTER (ELECTRONIC) TRANSMITTER NUMBER
HT 01	HUMIDITY TRANSMITTER (ELECTRONIC) TRANSMITTER NUMBER
	NEW STEEL CUT
	EXISTING STEEL CUT
	SECTION DESIGNATION; SHEET No. WHERE SECTION IS SHOWN
	SECTION DESIGNATION; SHEET No. WHERE SECTION IS SHOWN
	DETAIL NUMBER; SHEET No. WHERE DETAIL IS SHOWN
	SECTION DESIGNATION; SHEET No. WHERE SECTION IS SHOWN; SHEET No. WHERE SECTION IS CUT
	DETAIL NUMBER; SHEET No. WHERE DETAIL IS SHOWN; SHEET No. WHERE DETAIL IS APPLIED
	RISER DESIGNATION; RISER NUMBER

HVAC CENTRAL PLANT SERVICES SYMBOLS

Symbol	Description
	FLAME DETECTOR
	GAS DETECTOR
BG	BREAK CLASS SWITCH
CF	CHEMICAL FEED
COND	CONDENSATE
FLG	FUEL LEVEL GAUGE
FOF	FUEL OIL FILL
FOG	FUEL OIL GAUGE
FOR	FUEL OIL RETURN
FOS	FUEL OIL SUPPLY
FOV	FUEL OIL VENT
G	GAS SUPPLY

MECHANICAL ABBREVIATIONS

A	AMPERES
AAV	AUTOMATIC AIR VENT
AC	AIR CONDITIONING
ACCU	AIR COOLED CONDENSING UNIT
ACS	AUTOMATIC CONTROL SYSTEM
ACU	AIR CONDITIONING UNIT
AD	ACCESS DOOR
AF	AFTER FILTER
AFDW	AIR FOIL DOUBLE WIDTH
AFF	ABOVE FINISHED FLOOR
AFMS	AIR FLOW MONITORING STATION
AFSW	AIR FOIL SINGLE WIDTH
AHU	AIR HANDLING UNIT
AL	ALUMINUM
AMCS	AUTOMATED MONITORING AND CONTROL SYSTEM
AP	ACCESS PANEL
BAD	BOTTOM ANGULAR DISCHARGE
BD	BLOW DOWN
BF	BOOSTER FAN
BFP	BOTTOM GRILLE
BG	BOILER FEED PUMP
BHD	BOTTOM HORIZONTAL DISCHARGE
BHP	BRAKE HORSEPOWER
BIDW	BACKWARD INCLINE DOUBLE WIDTH
BISW	BACKWARD INCLUDE SINGLE WIDTH
BMS	BUILDING MANAGEMENT SYSTEM
BR	BOTTOM REGISTER
BT	BOTTOM THROAT
BTU	BRITISH THERMAL UNIT
BTUH	BTU PER HOUR
C	CONVERTOR
CAC	CONTROL AIR COMPRESSOR
CC	COOLING COIL
CCP	CENTRAL CONTROL PANEL
CCW	COUNTER CLOCKWISE
CD	CEILING DIFFUSER
CFFC	CAP FOR FUTURE CONNECTION
CFM	CUBIC FEET PER MINUTE
CFP	CHEMICAL FEED PUMP
CG	CEILING GRILLE
CH	CHILLER
CHWP	CHILLED WATER PUMP
CLG	CEILING
COD	CLEAN-OUT DOOR
COMPR	COMPRESSOR
COND	CONDENSATE
COV	CHAIR OPERATED VALVE
CP	CONDENSATE PUMP
CPA	CONTROL POINT ADJUSTMENT
CPU	CONDENSATE PUMP UNIT
CR	CEILING REGISTER
CT	COOLING TOWER
CU FT	CUBIC FEET
CU IN	CUBIC INCHES
CUH	CABINET UNIT HEATER
CV	CONSTANT VOLUME
CW	CLOCKWISE
CWP	CONDENSER WATER PUMP
°C	DEGREES CENTIGRADE (CELSIUS)
D	DROP
DB	DRY BULB
DBD	DOWN BLAST DISCHARGE
DF	DUCT FURNACE UNIT
DFWP	DEARATOR FEED WATER PUMP
DG	DIESEL GENERATOR
DHW	DOMESTIC HOTER WATER
DMPR	DAMPER
DN	DOWN
DOP	DIESEL OIL PUMP
DWG	DRAWING
DX	DIRECT EXPANSION
ø,DIAM	DIAMETER
(E)	EXISTING TO REMAIN
(ER)	EXISTING TO BE REMOVED
(ERR)	EXISTING TO BE REMOVED & RELOCATED
EA	EACH
EAT	ENTERING AIR TEMPERATURE
EDB	ENTERING DRY BULB TEMPERATURE
EDH	ELECTRIC DUCT HEATER
EDR	EQUIVALENT DIRECT RADIATION
EF	EXHAUST FAN
EL	ELEVATION
ELEC	ELECTRIC
ELEV	ELEVATOR
EQ	EQUAL
ET	EXPANSION TANK
EUH	ELECTRIC UNIT HEATER
EWB	ENTERING WET BULB
EWT	ENTERING WET TEMPERATURE
EXH	EXHUAST
EXIST	EXISTING
EXP	EXPANSION
F	FILTER
F&T	FLOAT AND THERMOSTATIC
FA	FREE AREA (SQ.FT.)
FC	FLEXIBLE CONNECTION
FCDW	FORWARD CURVED DOUBLE WIDTH
FCSW	FORWARD CURVED SINGLE WIDTH
FCU	FAN COIL UNIT
FD	FIRE DAMPER
FF	FINAL FILTER
FG	FINISHED GRADE
FIN FL	FINISHED FLOOR
FLA	FULL LOAD AMPERES
FOP	FUEL OIL PUMP
FOT	FUEL COIL TANK
FPI	FINS PER INCH
FPM	FEET PER MINUTE
FPS	FEET PER SECOND
FR	FLOOR REGISTER
FT	FEET
FTR	FINNED TUBE RADIATION
FV	FACE VELOCITY
FX	FUME HOOD EXHAUST
°F	DEGREES FAHRENHEIT
G	GAUGE
GAL	GALLON
GPH	GALLONS PER HOUR
GPM	GALLONS PER MINUTE
GX	GENERAL EXHUAST
H	HUMIDIFIER
HALX	HALON EXHAUST
HC	HEATING COIL
HD	HEAD

HR	HOUR
HRC	HEAT RECOVERY COIL
HT	HEIGHT
HTWP	HIGH TEMPERATURE WATER PUMP
HV	HEATING AND VENTILATING
HWP	HOT WATER PUMP
HX	HEAT EXCHANGER
HZ	FREQUENCE
IN	INCH OR INCHES
IPS	IRON PIPE SIZE
KW	KILOWATT
KX	KITCHEN RANGE HOOD EXHAUST
L	LENGTH
LAT	LEAVING AIRE TEMPERATURE
LBS	POUNDS
LCP	LOCAL CONTROL PANEL
LD	LINEAR DIFFUSER
LDB	LEAVING DRY BULB TEMPERATURE
LF, LIN.FT.	LINEAR FEET
LR	LINEAR RETURN
LRA	LOCKED ROTOR AMPS
LV	LOW VELOCITY
LWB	LEAVING WET BULB TEMPERATURE
LWT	LEAVING WATER TEMPERATURE
MAV	MANUAL AIR VENT
MAX	MAXIMUM
MB	MIXING BOX
MBH	THOUSAND BTU PER HOUR
MCC	MOTOR CONTROL CENTER
MER	MECHANICAL EQUIPMENT ROOM
MHP	MOTOR HORSEPOWER
MIN	MINIMUM
MM	MILLIMETER
MOT	MOTOR
MOV	MOTOR OPERATED VALVE
MX	MECHANICAL ROOM EXHAUST
N.O.	NORMALLY OPEN
NC	NORMALLY CLOSED
NIC	NOT IN CONTRACT
NO.	NUMBER
NPSH	NET POSITIVE SUCTION HEAD
NTS	NOT TO SCALE
OA	OUTSIDE AIR
OAI	OUTSIDE AIR INTAKE
OD	OUTSIDE DIAMETER
OED	OPEN END DUCT
OV	OUTLET VELOCITY
P	PUMP
PCC	PRE-COOLING COIL
PD	PRESSURE DROP
PF	PRE-FILTER
PHC	PREHEAT COIL
PRV	PRESSURE REDUCING VALVE
PSI	POUNDS PER SQUARE INCH
PSIA	PSI ABSOLUTE
PSIG	PSI GAUGE
(RE)	RELOCATED EXISTING
(RRO)	EXISTING TO REMOVED AND RETURN TO OWNER
R	RISE
RA	RETURN AIR
RAD	RADIATION
RCC	RECOOLING COIL
REFR	REFRIGERANT
RF	RETURN FAN
RH	RELATIVE HUMIDITY
RHC	REHEAT COIL
RHWP	REHEAT WATER PUMP
RLA	RUNNING LOAD AMPS
RM	ROOM
ROT	ROTATION
RPM	REVOLUTIONS PER MINUTE
SA	SUPPLY AIR
SAU	SOUND ATTENUATION UNIT
SCHWP	SECONDARY CHILLED WATER PUMP
SD	SMOKE DETECTOR
SF	SUPPLY FAN
SHWP	SECONDARY HOT WATER PUMP
SLD	STRIPLINE DIFFUSER
SMK.CTL.	SMOKE CONTROL OPERATION
SP	STATIC PRESSURE
SPEC	SPECIFICATION
SQ.FT.	SQUARE FEET
SS	STAINLESS STEEL
SX	SMOKE EXHAUST
T	THROAT
TAD	TOP ANGULAR DISCHARGE
TDH	TOTAL DYNAMIC HEAD
TEMP	TEMPERATURE
TF	TERMINAL FILTER
TG	TOP GRILLE
THD	TOP HORIZONTAL DISCHARGE
TR	TOP REGISTER
TRD	TRANSFER DUCT
TRF	TRANSFER FAN
TRG	TRANSFER GRILLE
TS	TIP SPEED
TT	TOP THROAT
TV	TURNING VANES
TX	TOILET EXHAUST
TYP	TYPICAL
UBD	UPBLAST DISCHARGE
UH	UNIT HEATER
UON	UNLESS OTHERWISE NOTED
V	VOLTS
VA	VENTILATION AIR
VAC	VACUUM
VAV	VARIABLE AIR VOLUME UNIT
VF	VENTILATION FAN
VFD	VARIABLE FREQUENCY DRIVE
VIV	VARIABLE INLET VANES
VP	VACUUM PUMP
W	WIDTH
W/	WITH
W/O	WITHOUT
WB	WET BULB
WC	WATER COLUMN
WG	WATER GAUGE
WMS	WIRE MESH SCREEN
WP	WORKING PRESSURE
WSP	WORKING STEAM PRESSURE

MECHANICAL GENERAL NOTES

1. GENERAL NOTES, SYMBOL LIST AND DETAILS ARE APPLICABLE TO ALL HVAC/MECHANICAL DRAWINGS.
2. DRAWINGS ARE DIAGRAMMATIC. DETERMINE LOCATIONS OF SYSTEMS AND COMPONENTS IN FIELD. RELOCATE EXISTING WORK THAT INTERFERES WITH WORK OF THIS CONTRACT.
3. COORDINATE THIS WORK WITH THAT OF OTHER TRADES.
4. DIMENSIONS SHOWN ON PLAN ARE HORIZONTAL. DIMENSIONS SHOWN IN ELEVATION ARE VERTICAL EXCEPT IN WAY OF STRUCTURAL STEEL, DIMENSIONS ARE MEASURED PERPENDICULAR TO FLANGE.
5. NEITHER ACCURACY NOR COMPLETION OF SERVICES AND UTILITY LOCATIONS SHOWN ON DRAWINGS IS GUARANTEED. DETERMINE EXACT LOCATIONS OF EXISTING SERVICES AND UTILITIES IN FIELD, WHETHER OR NOT SHOWN ON DRAWINGS. EXERCISE CAUTION AND IDENTIFY LOCATIONS OF UNMARKED UTILITY LINES AS NECESSARY TO PERFORM WORK OF THIS SECTION.
6. MANUFACTURERS MODEL NUMBERS ARE SPECIFIED SOLELY TO ESTABLISH STANDARDS OF QUALITY FOR PERFORMANCE AND MATERIALS.
7. PRODUCT INSTALLATION SHALL ADHERE TO MANUFACTURERS RECOMMENDATIONS.
8. PROVIDE ACCESS PANELS FOR EQUIPMENT THAT REQUIRES PERIODIC SERVICE.
9. PROVIDE HANGERS, INSERTS, ANCHORS, SUPPLEMENTAL STEEL & SUPPORTS AS REQUIRED TO SUPPORT DUCTWORK, PIPING AND EQUIPMENT FROM STRUCTURE.
10. SCHEDULE WORK OF THIS SECTION TO AVOID INTERFERING WITH EXISTING OPERATIONS IN THE FACILITY.
11. COORDINATE ROOF PENETRATIONS WITH WORK OF OTHER SECTIONS AND WITH FLASHING REQUIREMENTS. MECHANICAL CONTRACTOR TO NOTIFY OWNER PRIOR TO STARTING WORK TO VERIFY COMPLIANCE WITH BOND AND WARRANTY OF EXISTING ROOF.
12. RUN DUCTS AND PIPING CONCEALED, UNLESS OTHERWISE SPECIFIED AND CLEAR OF CEILING INSERTS.
13. INSTALL THERMOSTATS 4'-6" ABOVE FINISHED FLOOR OR AS DIRECTED OTHERWISE BY ARCHITECT.
14. STRUCTURAL WELDING SHALL BE CONTINUOUS 1/4" FILLET UNLESS REQUIRED OTHERWISE.

AIR SYSTEMS

15. AIR SYSTEMS REFER TO ARCHITECTURAL REFLECTED CEILING PLANS FOR EXACT LOCATIONS OF AIR DEVICES.
16. INTERNAL AIRFLOW DIMENSIONS ARE SHOWN FOR DUCTS. INCREASE DUCT SIZE AS NECESSARY TO MAINTAIN FREE FLOW AREA INDICATED.
17. USE FLAT TRANSVERSE SEAM FOR DUCTWORK WHERE SPACE AVAILABLE DICTATES.
18. DIFFUSER SIZES SHOWN ARE NECK SIZES. REGISTERS AND GRILLE SIZES ARE NOMINAL.
19. PROVIDE VOLUME DAMPERS OR OTHER APPROVED BALANCING DEVICES AT DUCT BRANCHES AND RUN OUTS, AND AT REGISTER GRILLE AND DIFFUSER NECKS IN SUPPLY, RETURN AND EXHAUST DUCTWORK WHETHER SHOWN OR NOT.
20. DUCTWORK DOWNSTREAM OF ALL VAV AND FAN POWERED VAV BOXES SHALL BE ACOUSTICALLY LINED WITH 1" ACOUSTICAL LINING FOR A MINIMUM OF 15 FEET.
21. PROVIDE 36" CLEARANCE IN FRONT OF ALL ELECTRIC CONTROL PANELS PER N.E.C. AND MFG. REQUIREMENTS.
22. PROVIDE DUCT TRANSITIONS FROM VAV BOX INLET/OUTLET DUCT WORK AT SIZES INDICATED TO VAV BOX INLET/OUTLET UNIT CONNECTIONS.
23. VAV DUCT INLET SIZE SHALL BE AS SCHEDULED OR AS INDICATED ON THE FLOOR PLANS. PROVIDE TRANSITION FROM DUCT SIZE INDICATED ON THE FLOOR PLANS TO SCHEDULED SIZE MINIMUM 2'-0" FROM VAV BOX INLETS.

PIPING SYSTEMS

24. PITCH PIPING 1" IN 20' IN DIRECTION OF FLOW.
25. PROVIDE TRAPS IN CONDENSATE LINES THAT EXTEND OVER 2".

MECHANICAL DRAWING LIST

DRAWING No.	DRAWING TITLE
M-000.01	MECHANICAL COVER SHEET
M-100.01	MECHANICAL SUB CELLAR 3 PLAN - DUCTWORK
M-101.01	MECHANICAL SUB CELLAR 2 PLAN - DUCTWORK
M-102.01	MECHANICAL SUB CELLAR 1 PLAN - DUCTWORK
M-103.01	MECHANICAL CELLAR PLAN - DUCTWORK
M-104.01	MECHANICAL GROUND FLOOR PLAN - DUCTWORK
M-105.01	MECHANICAL GROUND FLOOR INTERMEDIATE PLAN - DUCTWORK
M-106.01	MECHANICAL 2nd FLOOR PLAN - DUCTWORK
M-107.01	MECHANICAL 3rd FLOOR PLAN - DUCTWORK
M-108.01	MECHANICAL 4th FLOOR PLAN - DUCTWORK
M-109.01	MECHANICAL 5th FLOOR PLAN - DUCTWORK
M-110.01	MECHANICAL 6th FLOOR PLAN - DUCTWORK
M-111.01	MECHANICAL 7th FLOOR PLAN - DUCTWORK
M-113.01	MECHANICAL 8th FLOOR PLAN - DUCTWORK
M-114.01	MECHANICAL 9th FLOOR PLAN - DUCTWORK
M-115.01	MECHANICAL 10th FLOOR PLAN - DUCTWORK
M-116.01	MECHANICAL 10th FLOOR INTERMEDIATE 1 PLAN - DUCTWORK
M-118.01	MECHANICAL 11th FLOOR BMU PLAN - DUCTWORK
M-119.01	MECHANICAL 12th FLOOR PLAN - DUCTWORK
M-120.01	MECHANICAL 13th FLOOR PLAN - DUCTWORK
M-121.01	MECHANICAL 14th FLOOR PLAN - DUCTWORK (TYPICAL 14th-18th FLOORS)
M-125.00	MECHANICAL 18th FLOOR PLAN - DUCTWORK
M-126.01	MECHANICAL 19th FLOOR PLAN - DUCTWORK
M-127.01	MECHANICAL 20th FLOOR PLAN - DUCTWORK
M-128.01	MECHANICAL 21st FLOOR PLAN - DUCTWORK (TYPICAL 21st-25th FLOORS)
M-132.01	MECHANICAL 26th FLOOR PLAN - DUCTWORK
M-133.01	MECHANICAL 27th FLOOR PLAN - DUCTWORK
M-134.01	MECHANICAL 28th and 29th FLOOR PLANS - DUCTWORK
M-142.01	MECHANICAL 44th and 45th FLOOR PLANS - DUCTWORK (TYPICAL 30th-44th FLOORS)
M-143.01	MECHANICAL 46th FLOOR PLAN - DUCTWORK
M-144.01	MECHANICAL 47th and 48th FLOOR PLANS - DUCTWORK (TYPICAL 48th-65th FLOORS)
M-154.01	MECHANICAL 67th and 67th FLOOR INTERMEDIATE PLANS - DUCTWORK
M-155.01	MECHANICAL 68th FLOOR PLAN - DUCTWORK
M-156.01	MECHANICAL 69th and 70th FLOOR PLANS - DUCTWORK
M-157.01	MECHANICAL 71st and 72nd FLOOR PLANS - DUCTWORK (TYPICAL 72nd-88th FLOORS)
M-166.01	MECHANICAL 89th and 90th FLOOR PLANS - DUCTWORK
M-167.01	MECHANICAL 91st and 92nd FLOOR PLANS - DUCTWORK
M-168.01	MECHANICAL 93rd and 94th FLOOR PLANS - DUCTWORK
M-169.01	MECHANICAL 95th and 96th FLOOR PLANS - DUCTWORK
M-170.01	MECHANICAL 97th and 98th FLOOR PLANS - DUCTWORK
M-171.01	MECHANICAL 99th and BMU FLOOR PLANS - DUCTWORK
M-200.01	MECHANICAL SUB CELLAR 3 PLAN - PIPING
M-201.01	MECHANICAL SUB CELLAR 2 PLAN - PIPING
M-202.01	MECHANICAL SUB CELLAR 1 PLAN - PIPING
M-203.01	MECHANICAL CELLAR PLAN - PIPING
M-204.01	MECHANICAL GROUND FLOOR PLAN - PIPING
M-205.01	MECHANICAL GROUND FLOOR INTERMEDIATE PLAN - PIPING
M-206.00	MECHANICAL 2nd FLOOR PLAN - PIPING
M-207.00	MECHANICAL 3rd FLOOR PLAN - PIPING
M-208.01	MECHANICAL 4th FLOOR PLAN - PIPING
M-209.01	MECHANICAL 5th FLOOR PLAN - PIPING
M-210.01	MECHANICAL 6th FLOOR PLAN - PIPING
M-211.01	MECHANICAL 7th FLOOR PLAN - PIPING
M-213.01	MECHANICAL 8th FLOOR PLAN - PIPING
M-214.01	MECHANICAL 8th FLOOR INTERMEDIATE and 9th FLOOR PLANS - PIPING
M-215.01	MECHANICAL 10th FLOOR PLAN - PIPING
M-216.01	MECHANICAL 10th FLOOR INTERMEDIATE 1 PLAN - PIPING
M-218.01	MECHANICAL 11th FLOOR BMU PLAN - PIPING
M-219.01	MECHANICAL 12th FLOOR PLAN - PIPING
M-220.01	MECHANICAL 13th FLOOR PLAN - PIPING
M-221.01	MECHANICAL 14th FLOOR PLAN - PIPING (TYPICAL 14th-18th FLOORS)
M-225.01	MECHANICAL 18th FLOOR PLAN - PIPING
M-226.01	MECHANICAL 19th FLOOR PLAN - PIPING
M-227.01	MECHANICAL 20th FLOOR PLAN - PIPING
M-228.01	MECHANICAL 21st FLOOR PLAN - PIPING (TYPICAL 21st-25th FLOORS)
M-232.01	MECHANICAL 26th FLOOR PLAN - PIPING
M-233.01	MECHANICAL 27th FLOOR PLAN - PIPING
M-234.01	MECHANICAL 28th and 29th FLOOR PLANS - PIPING
M-242.01	MECHANICAL 44th and 45th FLOOR PLANS - PIPING (TYPICAL 30th-44th FLOORS)
M-243.01	MECHANICAL 46th FLOOR PLAN - PIPING
M-244.01	MECHANICAL 47th and 48th FLOOR PLANS - PIPING (TYPICAL 48th-65th FLOORS)
M-254.01	MECHANICAL 67th and 67th FLOOR INTERMEDIATE PLANS - PIPING
M-255.01	MECHANICAL 68th FLOOR PLAN - PIPING
M-256.01	MECHANICAL 69th and 70th FLOOR PLANS - PIPING
M-257.01	MECHANICAL 71st and 72nd FLOOR PLANS - PIPING (TYPICAL 72nd-88th FLOORS)
M-265.01	MECHANICAL 87th and 88th FLOOR PLANS - PIPING
M-266.01	MECHANICAL 89th and 90th FLOOR PLANS - PIPING
M-267.01	MECHANICAL 91st and 92nd FLOOR PLANS - PIPING
M-268.01	MECHANICAL 93rd and 94th FLOOR PLANS - PIPING
M-269.01	MECHANICAL 95th and 96th FLOOR PLANS - PIPING
M-270.01	MECHANICAL 97th and 98th FLOOR PLANS - PIPING
M-271.01	MECHANICAL 99th and BMU FLOOR PLANS - PIPING
M-301.01	MECHANICAL SECTIONS - LOWER LEVELS
M-302.01	MECHANICAL SECTIONS - LOWER LEVELS
M-307.01	MECHANICAL SECTIONS - 9th FLOOR
M-319.01	MECHANICAL ISOMETRIC VIEWS
M-320.01	MECHANICAL ISOMETRIC VIEWS
M-400.01	MECHANICAL CONDENSER WATER RISER DIAGRAM
M-401.01	MECHANICAL CONDENSER WATER RISER DIAGRAM
M-402.01	MECHANICAL CONDENSER WATER RISER DIAGRAM
M-403.01	MECHANICAL CONDENSER WATER RISER DIAGRAM
M-404.01	MECHANICAL CONDENSER WATER RISER DIAGRAM
M-406.01	MECHANICAL HOT WATER RISER DIAGRAM
M-407.01	MECHANICAL HOT WATER RISER DIAGRAM
M-408.01	MECHANICAL HOT WATER RISER DIAGRAM
M-409.01	MECHANICAL HOT WATER RISER DIAGRAM
M-410.01	MECHANICAL HOT WATER RISER DIAGRAM
M-411.01	MECHANICAL HOT WATER RISER DIAGRAM
M-412.01	MECHANICAL FUEL OIL FLOW DIAGRAM
M-413.01	MECHANICAL BMS COMMUNICATION RISER DIAGRAM
M-416.01	MECHANICAL LOWER LEVEL AIR RISER DIAGRAM
M-417.01	MECHANICAL LOWER LEVEL AIR RISER DIAGRAM
M-420.01	MECHANICAL UPPER LEVELS MAKE-UP & CORRIDOR AIR RISER DIAGRAM
M-421.01	MECHANICAL UPPER LEVELS MAKE-UP & CORRIDOR AIR RISER DIAGRAM
M-422.01	MECHANICAL UPPER LEVELS MAKE-UP & CORRIDOR AIR RISER DIAGRAM
M-423.01	MECHANICAL UPPER LEVELS TOILET EXHAUST RISER DIAGRAM
M-424.01	MECHANICAL UPPER LEVELS TOILET EXHAUST RISER DIAGRAM
M-425.01	MECHANICAL UPPER LEVELS TOILET EXHAUST RISER DIAGRAM
M-426.01	MECHANICAL UPPER LEVELS DRYER EXHAUST RISER DIAGRAM
M-427.01	MECHANICAL UPPER LEVELS DRYER EXHAUST RISER DIAGRAM
M-428.01	MECHANICAL UPPER LEVELS DRYER EXHAUST RISER DIAGRAM
M-429.01	MECHANICAL UPPER LEVELS KITCHEN EXHAUST RISER DIAGRAM
M-430.01	MECHANICAL UPPER LEVELS KITCHEN EXHAUST RISER DIAGRAM
M-431.01	MECHANICAL UPPER LEVELS KITCHEN EXHAUST RISER DIAGRAM
M-500.01	MECHANICAL SCHEDULES
M-501.01	MECHANICAL SCHEDULES
M-502.01	MECHANICAL SCHEDULES
M-503.01	MECHANICAL SCHEDULES
M-504.01	MECHANICAL SCHEDULES
M-600.01	MECHANICAL DETAILS
M-601.01	MECHANICAL DETAILS
M-602.00	MECHANICAL DETAILS
M-603.01	MECHANICAL DETAILS
M-604.01	MECHANICAL DETAILS
M-605.01	MECHANICAL DETAILS
M-606.01	MECHANICAL DETAILS

NYC BUILDING DEPARTMENT NOTES

2008 - NYC BUILDING CODE

ALL WORK SHALL COMPLY WITH THE APPLICABLE SECTIONS OF THE BUILDING CODE, CITY OF NEW YORK, EFFECTIVE JULY 1, 2008 AND ALL AMENDMENTS AND RULES AND REGULATIONS OF THE DEPARTMENT OF BUILDINGS TO DATE. INSPECTIONS AND SIGN-OFF OF COMPLETED WORK SHALL BE MADE AS PER ARTICLE 28-116 OF THE GENERAL ADMINISTRATIVE PROVISIONS.

1. THE FOLLOWING SPECIAL INSPECTIONS ARE REQUIRED BY THE NYC BUILDING CODE FOR HVAC SYSTEMS:
   A. SPECIAL CASES- BC 1704.13
   B. SMOKE CONTROL SYSTEMS- BC 1704.14
   C. MECHANICAL SYSTEMS-BC 1704.15
   D. FUEL OIL STORAGE AND PIPING SYSTEMS-BC 1704.16
   E. HEATING SYSTEMS- BC 1704.23
   F. CHIMNEYS- BC 1704.24
   G. MECHANICAL AND ELECTRICAL COMPONENTS-1707.7
   H. ENERGY CODE COMPLIANCE- BC 109.3.5
2. THE FOLLOWING PERIODIC SPECIAL INSPECTIONS ARE REQUIRED BY THE NYC BUILDING CODE FOR HVAC SYSTEMS:
   A. FIRE DAMPERS - BC 109.3.4
   B. ENERGY CODE COMPLIANCE- BC 109.3.5
   C. THROUGH-PENETRATION FIRESTOP SYSTEMS- BC 1704.25
3.. TESTS OF MECHANICAL SYSTEMS SHALL BE PERFORMED IN ACCORDANCE WITH SECTION MC 107 AND THE FOLLOWING SECTIONS OF THE NEW YORK CITY MECHANICAL CODE:
   A. SMOKE CONTROL SYSTEMS-MC 513.3
   B. VENTILATION SYSTEM BALANCING 403.3.4
   C. CHIMNEYS- MC 810
   D. BOILERS AND PRESSURE VESSELS-MC 1011
   E. REFRIGERATION SYSTEMSMC 1108
   F. HYDRONIC PIPING SYSTEMS-MC 1208
   G. FUEL STORAGE TANKS AND PIPING-MC 1308
4. THE CONTRACTOR SHALL ENGAGE THE SERVICES OF A PROFESSIONAL ENGINEER TO PROVIDE THE REQUIRED SPECIAL INSPECTIONS AND TESTS
   A. UPON COMPLETION OF THE VENTILATION SYSTEM:
      1) A TEST SHALL BE CONDUCTED IN THE PRESENCE OF AND UNDER THE DIRECTION OF A LICENSED PROFESSIONAL ENGINEER QUALIFIED TO CONDUCT SUCH TESTS. THE TESTS SHALL SHOW COMPLIANCE WITH THE CODE REQUIREMENTS FOR VENTILATION AND THE PROPER FUNCTIONING OF ALL SMOKE DETECTION, FIRE PROTECTION AND OPERATING DEVICES BEFORE THE SYSTEM IS APPROVED.
      2) THE LICENSED PROFESSIONAL ENGINEER WHO CONDUCTS THE TESTS SHALL FILE A CERTIFICATE AS TO WHETHER THE SYSTEM COMPLIES WITH THE APPLICABLE LAWS. THEY SHALL ALSO FILE WITH THIS CERTIFICATION A REPORT OF THE TEST. THE TEST AND REPORT SHALL BE MADE IN A MANNER SATISFACTORY TO THE OWNER.
5. THE FOLLOWING WORK ITEMS, COMPONENTS, MATERIALS, CAPACITIES, ETC. SHALL COMPLY WITH THE REFERENCED CODE OR STANDARD:
   A. STANDARDS OF HEATING - MC 309.1
   B. NOISE CONTROL -MC 926
   C. DUCT CONSTRUCTION, SUPPORT- MC 603
   D. AIR INTAKES, EXHAUSTS AND RELIEFS - MC 401.5
   E. AIR FILTERS-MC 605
   F. FIRE DAMPERS AND SMOKE DAMPERS AND SMOKE DETECTORS -MC 607
   G. MANUAL AND AUTOMATIC, FIRE AND SMOKE CONTROLS FOR AIR DISTRIBUTION SYSTEMS -MC 513
   H. BOILERS -MC 1004
   I. PIPING AND INSULATION -MC 1201
   J. GAS FIRED EQUIPMENT - FUEL GAS CODE
   K. FUEL OIL STORAGE EQUIPMENT-MC 1301
6. MINIMUM TEMPERATURE TO BE MAINTAINED IN OCCUPIED SPACES DURING HEATING SEASON: 68 DEG F
7. VENTILATION FOR ALL AREAS SHALL COMPLY WITH MC 401.
8. A STATEMENT SHALL BE FILED BY THE OWNER OR TENANT IN POSSESSION THAT THE VENTILATING SYSTEM WILL BE KEPT IN CONTINUOUS OPERATION AT ALL TIMES DURING THE NORMAL OCCUPANCY OF THE STRUCTURE AS REQUIRED BY CODE MC 403.3
9. ALL FIRE DAMPERS SHALL BE ACCEPTED FOR USE BY THE NEW YORK CITY DEPARTMENT OF BUILDINGS SHALL BE MANUFACTURED AND INSTALLED IN ACCORDANCE WITH UL 555, STANDARD FOR FIRE DAMPERS AND CEILING DAMPERS.
10. COMBINATION FIRE/SMOKE DAMPERS AND SMOKE DAMPERS SHALL BE ACCEPTED FOR USE BY THE NEW YORK CITY DEPARTMENT OF BUILDINGS SHALL BE MANUFACTURED AND INSTALLED IN ACCORDANCE WITH UL 555S.
11. SMOKE DETECTORS, COMBINATION FIRE/SMOKE DAMPERS AND SMOKE DAMPERS SHALL BE INSTALLED AS REQUIRED TO CLOSE DAMPERS AND AUTOMATICALLY STOP THE FAN-MC 606
12. REFER TO ARCHITECTURAL DRAWINGS FOR REQUIRED FIRE RATED WALL AND SMOKE WALL CONSTRUCTION AND LOCATION.
13. THESE PLANS ARE APPROVED ONLY FOR THE WORK INDICATED ON THE APPLICATION SPECIFICATION SHEET. ALL OTHER MATTERS SHOWN ARE NOT TO BE RELIED UPON OR TO BE CONSIDERED AS EITHER BEING APPROVED OR IN ACCORDANCE WITH APPLICABLE CODES.
14. TO THE BEST OF THE APPLICANT'S KNOWLEDGE, BELIEF AND PROFESSIONAL JUDGEMENT, THESE PLANS ARE IN COMPLIANCE WITH THE NEW YORK CITY ENERGY CONSERVATION CODE.
15. TESTS OF SOUND POWER LEVEL OF MECHANICAL EQUIPMENT SHALL BE CONDUCTED AND RESULTS SUBMITTED WHERE WINDOWS OF A DWELLING UNIT ARE WITHIN 100 FEET OF EQUIPMENT. THE SOUND PRESSURE LEVEL SHALL NOT EXCEED THE LEVELS GIVEN IN MC 926.

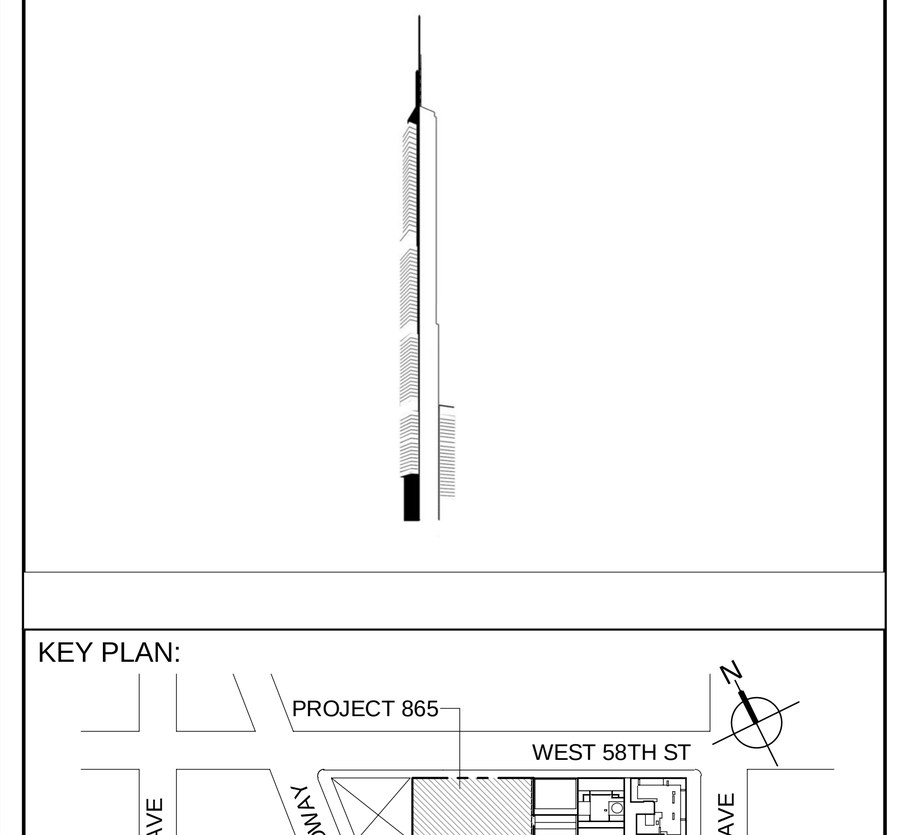

KEY PLAN:

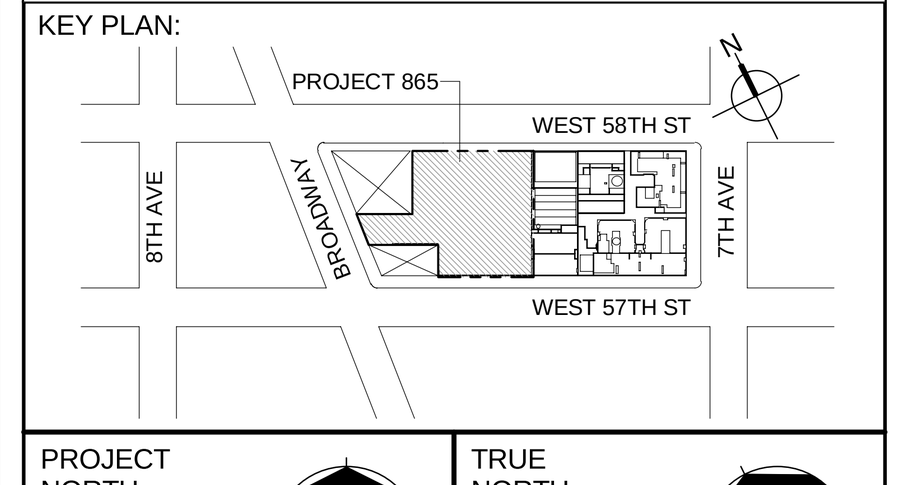

PROJECT NORTH | TRUE NORTH

DEVELOPER:
EXTELL DEVELOPMENT COMPANY
805 THIRD AVENUE, 7TH FLOOR
New York, NY 10022 USA
TEL: 212 712 6000 FAX: 212 712 6100

DESIGN ARCHITECT: Base Building Shell & Core
ADRIAN SMITH + GORDON GILL ARCHITECTURE
111 WEST MONROE STREET SUITE 2300
CHICAGO IL 60603
TEL: 312 920 1888 FAX: 312 920 1775

INTERIOR DESIGNER: Residential
Rottet Architecture and Design Studio, PLLC
298 Fifth Ave, 7th Floor
New York, NY 10001
TEL: 646 998 7000 FAX:

ARCHITECT OF RECORD: Base Building Shell, Core, & Residential
AAI ARCHITECTS, P.C.
401 Wellington St. W., 3rd Floor
Toronto, ON M5V 1E7 Canada
TEL: 416 967 1500 FAX: 416 967 7150

STRUCTURAL ENGINEERS:
WSP CANTOR SEINUK
228 EAST 45th Street
New York, NY 10017 USA
TEL: 212 687 9888 FAX: 646 487 5501

MEP ENGINEERS:
AKF GROUP
One Liberty Plaza, 165 Broadway, 22nd Floor
New York, NY 10006 USA
TEL: 212 354 5656 FAX: 212 354 5668

GEOTECHNICAL ENGINEERS:
Langan Engineering & Environmental Services
21 Penn Plaza - 360 West 31st Street, 8th Floor
New York, NY 10001-2727
TEL: 212 479 5400 FAX: 212 479 5444

CODE CONSULTANTS:
Construction Consulting Associates
100 Church Street
New York, NY 10007
TEL: 212 385 1818 FAX: 212 385 1911

CURTAINWALL CONSULTANT:
AJLP Consulting
40 Worth Street. Suite 826
New York, NY 10013
TEL: 212 757 5659 FAX: 646 219 8508

LANDMARK/PRESERVATION CONSULTANT:
Jan Hird Pokorny Associates, Inc.
39 West 37th Street, 12A
New York, NY 10018
TEL: 212 759 6462 FAX: 212 759 6540

No.	DESCRIPTION	DATE
1	ISSUED FOR SCHEMATIC DESIGN	04 APR 2014
2	ISSUED FOR DESIGN DEVLEOPMENT	01 JUL 2014
3	ISSUED FOR DESIGN DEVLEOPMENT	31 JUL 2014
4	CD PROGRESS ISSUE 1	15 OCT 2014
5	ISSUED FOR BID - MECHANICAL	15 OCT 2014
6	DOB SUBMISSION	19 DEC 2014
7	CD PROGRESS ISSUE 3	09 MAR 2015
8	CD PROGRESS ISSUE 4	01 JUN 2015
9	CD PROGRESS ISSUE 5	10 AUG 2015
10	DOB AMENDMENT 2	18 SEP 2015

0 4' - 0" 8' - 0" 16' - 0"

Discrepancies must be reported immediately to the Architect before proceeding. Only figured dimensions are to be used. Contractors must check all dimensions on site. This drawing is protected by copyright.

ALL DIMENSIONS ARE SHOWN IN IMPERIAL.

CONSULTANT: AKF
ONE LIBERTY PLAZA, 165 BROADWAY, 22nd FLOOR
NEW YORK, NY 10006
T: 212.354.5656 F: 212.354.5668
Arlington / Boston / Mexico City / Minneapolis / New York
Philadelphia / Princeton / Puebla / Rochester / Stamford

PROJECT:
217 WEST 57TH STREET
NEW YORK, NY

DRAWING TITLE:
MECHANICAL
COVER SHEET

SEAL & SIGNATURE:



DATE:	04/04/14
PROJECT No:	Y130747-000
DRAWN: RC/AZ	REV: 10
CHK: PS	
SCALE: AS NOTED	
DWG No:	M-000.01
DOB PAGE No:	1 of 116

DOB EMPLOYEE STAMP: | DOB B-SCAN:

FILE NAME: C:\Revit Local Files\Y130747-000-AKF-865_MEP15-CENTRAL_jlangner.rvt
PLOT DATE: 9/19/2015 5:26:25 AM

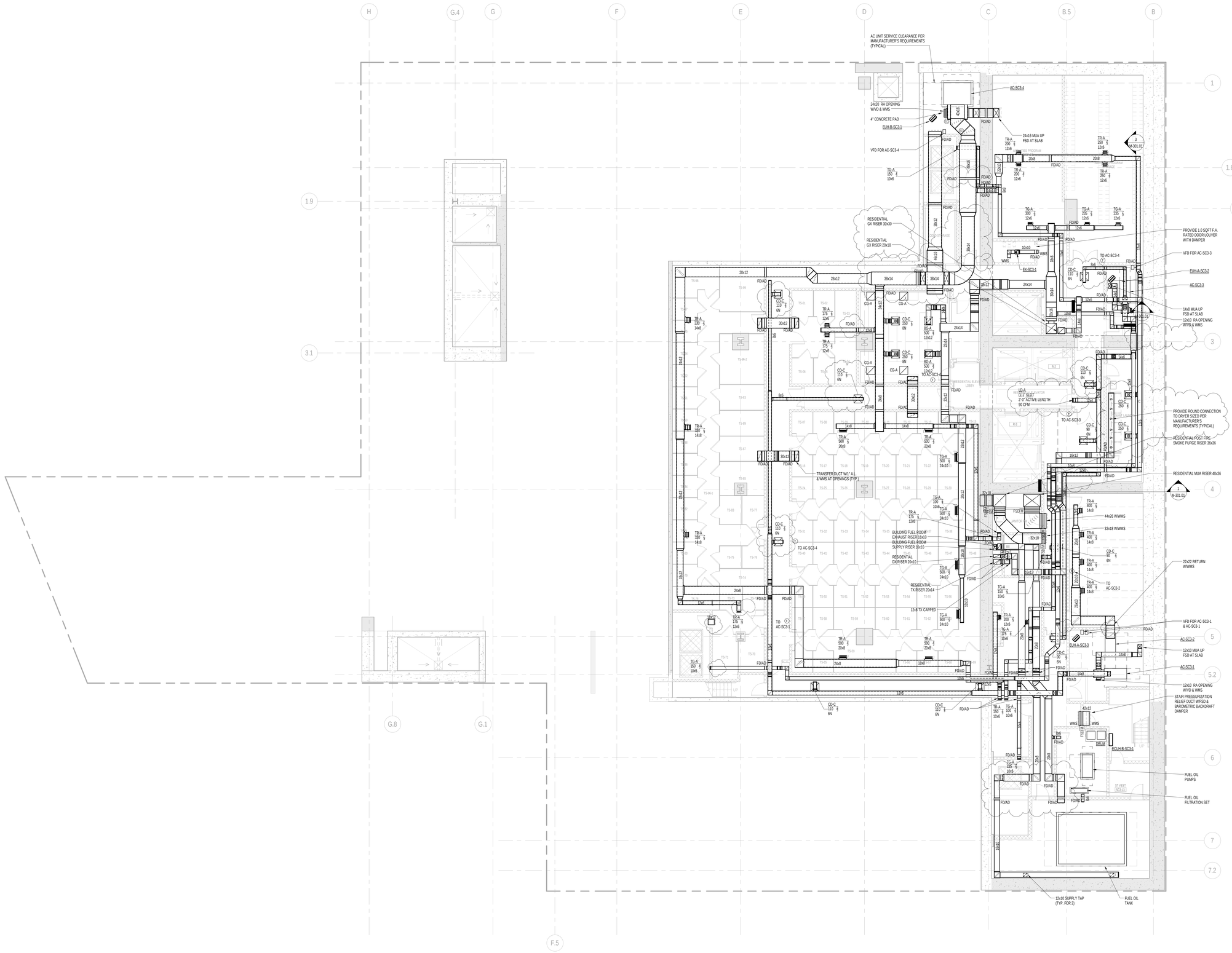

1 SUB CELLAR 3 FLOOR PLAN
SCALE: 1/8" = 1'-0"

NOTES:

1. ALL EXPOSED SUPPLY AND RETURN DUCTWORK TO BE ACOUSTICALLY LINED. REFER TO SPECIFICATIONS FOR LINING TYPE AND THICKNESS.
2. ALL CONCEALED DUCTWORK TO BE ACOUSTICALLY LINED/INSULATED PER MECHANICAL SPECIFCATIONS.
3. ALL MAKE-UP AIR AND OUTSIDE AIR DUCTWORK TO BE INSULATED PER MECHANICAL SPECIFICATIONS.

KEY PLAN:

PROJECT NORTH | TRUE NORTH

DEVELOPER:
EXTELL DEVELOPMENT COMPANY
805 THIRD AVENUE, 7TH FLOOR
New York, NY 10022 USA
TEL: 212 712 6000 FAX: 212 712 6100

DESIGN ARCHITECT: Base Building Shell & Core
ADRIAN SMITH + GORDON GILL ARCHITECTURE
111 WEST MONROE STREET SUITE 2300
CHICAGO IL 60603
TEL: 312 920 1888 FAX: 312 920 1775

INTERIOR DESIGNER: Residential
Rottet Architecture and Design Studio, PLLC
298 Fifth Ave, 7th Floor
New York, NY 10001
TEL: 646 998 7000 FAX:

ARCHITECT OF RECORD:Base Building Shell, Core, & Residential
AAI ARCHITECTS, P.C.
401 Wellington St. W., 3rd Floor
Toronto, ON M5V 1E7 Canada
TEL: 416 967 1500 FAX: 416 967 7150

STRUCTURAL ENGINEERS:
WSP CANTOR SEINUK
228 EAST 45th Street
New York, NY 10017 USA
TEL: 212 687 9888 FAX: 646 487 5501

MEP ENGINEERS:
AKF GROUP
One Liberty Plaza, 165 Broadway, 22nd Floor
New York, NY 10006 USA
TEL: 212 354 5656 FAX: 212 354 5668

GEOTECHNICAL ENGINEERS:
Langan Engineering & Environmental Services
21 Penn Plaza - 360 West 31st Street, 8th Floor
New York, NY 10001-2727
TEL: 212 479 5400 FAX: 212 479 5444

CODE CONSULTANTS:
Construction Consulting Associates
100 Church Street
New York, NY 10007
TEL: 212 385 1818 FAX: 212 385 1911

CURTAINWALL CONSULTANT:
AJLP Consulting
40 Worth Street. Suite 826
New York, NY 10013
TEL: 212 757 5659 FAX: 646 219 8508

LANDMARK/PRESERVATION CONSULTANT:
Jan Hird Pokorny Associates, Inc.
39 West 37th Street, 12A
New York, NY 10018
TEL: 212 759 6462 FAX: 212 759 6540

No.	DESCRIPTION	DATE
1	ISSUED FOR SCHEMATIC DESIGN	04 APR 2014
2	ISSUED FOR DESIGN DEVLEOPMENT	01 JUL 2014
3	ISSUED FOR DESIGN DEVLEOPMENT	31 JUL 2014
4	CD PROGRESS ISSUE 1	15 OCT 2014
5	ISSUED FOR BID - MECHANICAL	15 OCT 2014
6	DOB SUBMISSION	19 DEC 2014
7	CD PROGRESS ISSUE 3	09 MAR 2015
8	CD PROGRESS ISSUE 4	01 JUN 2015
9	CD PROGRESS ISSUE 5	10 AUG 2015
10	DOB AMENDMENT 2	18 SEP 2015

0 4'-0" 8'-0" 16'-0"

Discrepancies must be reported immediately to the Architect before proceeding. Only figured dimensions are to be used. Contractors must check all dimensions on site. This drawing is protected by copyright.

ALL DIMENSIONS ARE SHOWN IN IMPERIAL.

CONSULTANT:
AKF
ONE LIBERTY PLAZA, 165 BROADWAY, 22nd FLOOR
NEW YORK, NY 10006
T: 212.354.5656 F: 212.354.5668
Arlington / Boston / Mexico City / Minneapolis / New York
Philadelphia / Houston / Tucson / Montreal / Istanbul

PROJECT:
217 WEST 57TH STREET
NEW YORK, NY

DRAWING TITLE:
MECHANICAL
SUB CELLAR 3 PLAN - DUCTWORK

SEAL & SIGNATURE:

STATE OF NEW YORK · DEPARTMENT OF HEALTH & MENTAL HYGIENE · LICENSED PROFESSIONAL ENGINEER

DATE:	04/04/14
PROJECT No:	Y130747-000
DRAWN: RC/AZ	REV: 10
CHK: PHS	
SCALE: AS NOTED	
DWG No:	M-100.01
DOB PAGE No:	2 of 116

DOB EMPLOYEE STAMP: DOB B-SCAN:

DEPT OF BLDGS 421263426 Job Number
E562765436 Scan Code
36" x 48" Arch E - SHEET SIZE
FILE NAME: C:\Revit Local Files\Y130747-000-AKF-865_MEP15-CENTRAL_jlangner.rvt
PLOT DATE: 9/18/2015 5:30:58 AM

DEPT OF BLDGS 421263626 Job Number

E3760977257 Scan Code

36" x 48" Arch E - SHEET SIZE

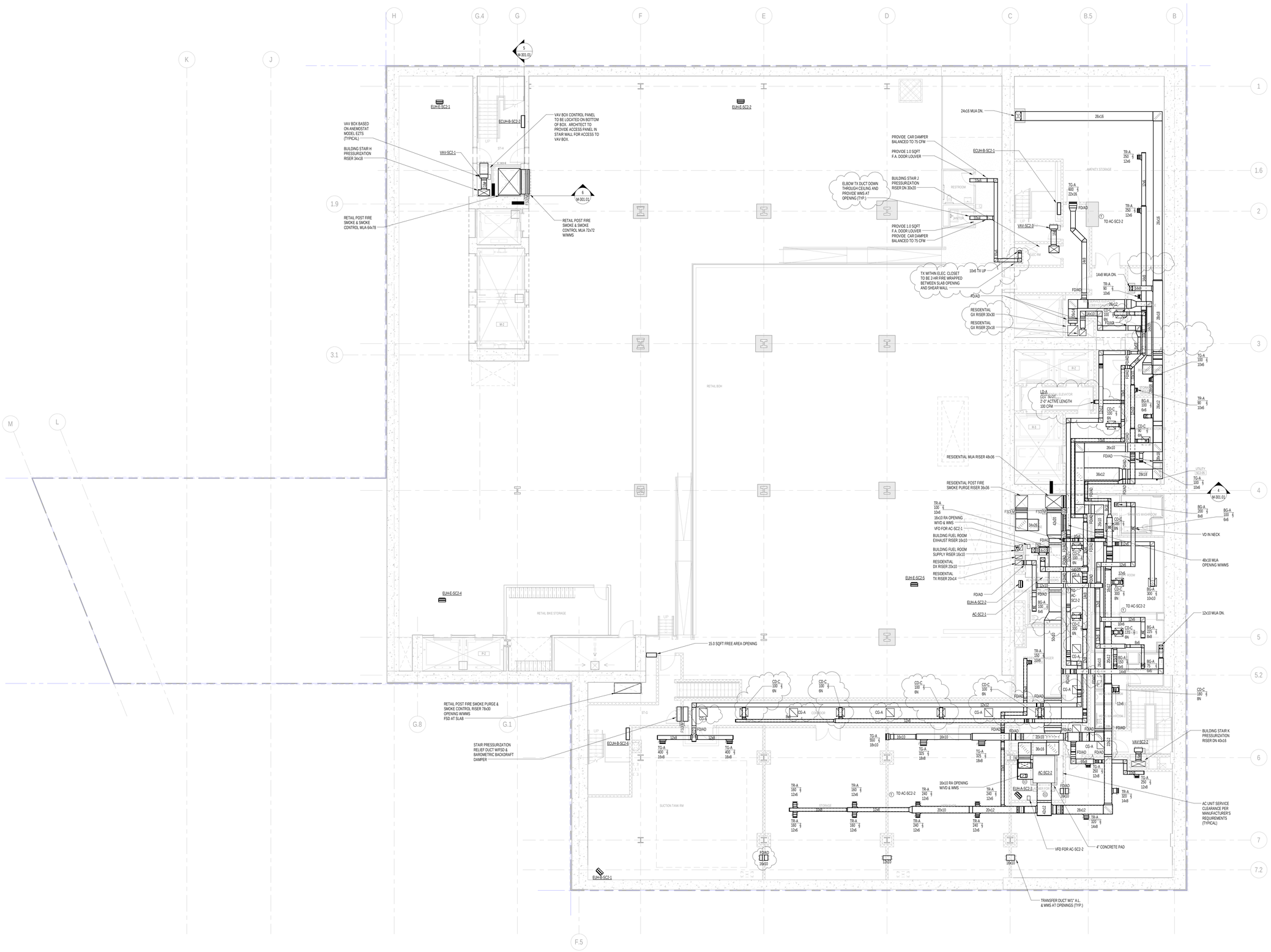

1 SUB CELLAR 2 FLOOR PLAN
SCALE: 1/8" = 1'-0"

NOTES:

1. ALL EXPOSED SUPPLY AND RETURN DUCTWORK TO BE ACOUSTICALLY LINED. REFER TO SPECIFICATIONS FOR LINING TYPE AND THICKNESS.
2. ALL CONCEALED DUCTWORK TO BE ACOUSTICALLY LINED/INSULATED PER MECHANICAL SPECIFCATIONS.
3. ALL MAKE-UP AIR AND OUTSIDE AIR DUCTWORK TO BE INSULATED PER MECHANICAL SPECIFICATIONS.

KEY PLAN:

PROJECT 865

WEST 58TH ST

8TH AVE

BROADWAY

7TH AVE

WEST 57TH ST

PROJECT NORTH

TRUE NORTH

DEVELOPER:
EXTELL DEVELOPMENT COMPANY
805 THIRD AVENUE, 7TH FLOOR
New York, NY 10022 USA
TEL: 212 712 6000 FAX: 212 712 6100

DESIGN ARCHITECT: Base Building Shell & Core
ADRIAN SMITH + GORDON GILL ARCHITECTURE
111 WEST MONROE STREET SUITE 2300
CHICAGO IL 60603
TEL: 312 920 1888 FAX: 312 920 1775

INTERIOR DESIGNER: Residential
Rottet Architecture and Design Studio, PLLC
298 Fifth Ave, 7th Floor
New York, NY 10001
TEL: 646 998 7000 FAX:

ARCHITECT OF RECORD:Base Building Shell, Core, & Residential
AAI ARCHITECTS, P.C.
401 Wellington St. W., 3rd Floor
Toronto, ON M5V 1E7 Canada
TEL: 416 967 1500 FAX: 416 967 7150

STRUCTURAL ENGINEERS:
WSP CANTOR SEINUK
228 EAST 45th Street
New York, NY 10017 USA
TEL: 212 687 9888 FAX: 646 487 5501

MEP ENGINEERS:
AKF GROUP
One Liberty Plaza, 165 Broadway, 22nd Floor
New York, NY 10006 USA
TEL: 212 354 5656 FAX: 212 354 5668

GEOTECHNICAL ENGINEERS:
Langan Engineering & Environmental Services
21 Penn Plaza - 360 West 31st Street, 8th Floor
New York, NY 10001-2727
TEL: 212 479 5400 FAX: 212 479 5444

CODE CONSULTANTS:
Construction Consulting Associates
100 Church Street
New York, NY 10007
TEL: 212 385 1818 FAX: 212 385 1911

CURTAINWALL CONSULTANT:
AJLP Consulting
40 Worth Street. Suite 826
New York, NY 10013
TEL: 212 757 5659 FAX: 646 219 8508

LANDMARK/PRESERVATION CONSULTANT:
Jan Hird Pokorny Associates, Inc.
39 West 37th Street, 12A
New York, NY 10018
TEL: 212 759 6462 FAX: 212 759 6540

No.	DESCRIPTION	DATE
1	ISSUED FOR SCHEMATIC DESIGN	04 APR 2014
2	ISSUED FOR DESIGN DEVLEOPMENT	01 JUL 2014
3	ISSUED FOR DESIGN DEVLEOPMENT	31 JUL 2014
4	CD PROGRESS ISSUE 1	15 OCT 2014
5	ISSUED FOR BID - MECHANICAL	15 OCT 2014
6	DOB SUBMISSION	19 DEC 2014
7	CD PROGRESS ISSUE 5	10 AUG 2015
8	DOB AMENDMENT 2	18 SEP 2015

0 4'-0" 8'-0" 16'-0"

Discrepancies must be reported immediately to the Architect before proceeding. Only figured dimensions are to be used. Contractors must check all dimensions on site. This drawing is protected by copyright.

ALL DIMENSIONS ARE SHOWN IN IMPERIAL.

CONSULTANT:
AKF
ONE LIBERTY PLAZA, 165 BROADWAY, 22nd FLOOR
NEW YORK, NY 10006
T: 212.354.5656 F: 212.354.5668
Arlington / Boston / Mexico City / Minneapolis / New York
Philadelphia / Houston / Tonka / Technical / Japanese

PROJECT:
217 WEST 57TH STREET
NEW YORK, NY

DRAWING TITLE:
MECHANICAL
SUB CELLAR 2 PLAN - DUCTWORK

SEAL & SIGNATURE:

STATE OF NEW YORK · STEPHEN B. MYERS · 065 · 04/04/14 · LICENSED PROFESSIONAL ENGINEER

DATE:	04/04/14
PROJECT No:	Y130747-000
DRAWN: RC/AZ	REV:
CHK: PHS	8
SCALE: As indicated	
DWG No:	
M-101.01	
DOB PAGE No:	3 of 116

DOB EMPLOYEE STAMP:

DOB B-SCAN:

FILE NAME: C:\Revit Local Files\Y130747-000-AKF-865_MEP-15-CENTRAL_jlangner.rvt
PLOT DATE: 9/18/2015 3:58:48 AM

DEPT OF BLDGS 121263635 Job Number
B52620024 Scan Code

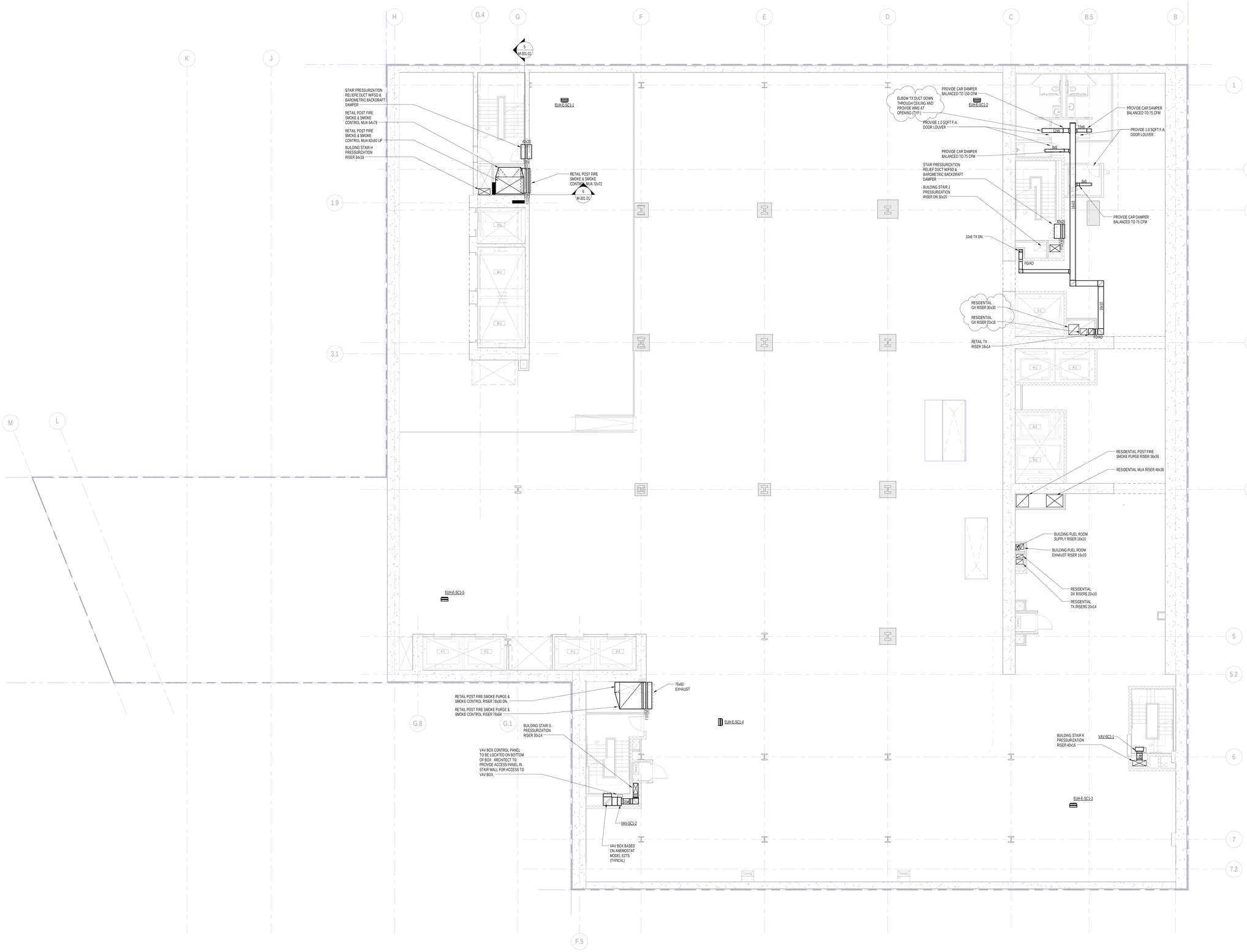

1 SUB CELLAR 1 FLOOR PLAN
SCALE: 1/8" = 1'-0"

NOTES:

1. ALL EXPOSED SUPPLY AND RETURN DUCTWORK TO BE ACOUSTICALLY LINED. REFER TO SPECIFICATIONS FOR LINING TYPE AND THICKNESS.
2. ALL CONCEALED DUCTWORK TO BE ACOUSTICALLY LINED/INSULATED PER MECHANICAL SPECIFCATIONS.
3. ALL MAKE-UP AIR AND OUTSIDE AIR DUCTWORK TO BE INSULATED PER MECHANICAL SPECIFICATIONS.

KEY PLAN:

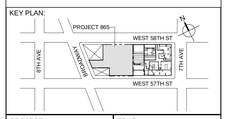

PROJECT NORTH | TRUE NORTH

DEVELOPER:
EXTELL DEVELOPMENT COMPANY
805 THIRD AVENUE, 7TH FLOOR
New York, NY 10022 USA
TEL: 212 712 6000 FAX: 212 712 6100

DESIGN ARCHITECT: Base Building Shell & Core
ADRIAN SMITH + GORDON GILL ARCHITECTURE
111 WEST MONROE STREET SUITE 2300
CHICAGO IL 60603
TEL: 312 920 1888 FAX: 312 920 1775

INTERIOR DESIGNER: Residential
Rottet Architecture and Design Studio, PLLC
298 Fifth Ave, 7th Floor
New York, NY 10001
TEL: 646 998 7000 FAX:

ARCHITECT OF RECORD:Base Building Shell, Core, & Residential
AAI ARCHITECTS, P.C.
401 Wellington St. W., 3rd Floor
Toronto, ON M5V 1E7 Canada
TEL: 416 967 1500 FAX: 416 967 7150

STRUCTURAL ENGINEERS:
WSP CANTOR SEINUK
228 EAST 45th Street
New York, NY 10017 USA
TEL: 212 687 9888 FAX: 646 487 5501

MEP ENGINEERS:
AKF GROUP
One Liberty Plaza, 165 Broadway, 22nd Floor
New York, NY 10006 USA
TEL: 212 354 5656 FAX: 212 354 5668

GEOTECHNICAL ENGINEERS:
Langan Engineering & Environmental Services
21 Penn Plaza - 360 West 31st Street, 8th Floor
New York, NY 10001-2727
TEL: 212 479 5400 FAX: 212 479 5444

CODE CONSULTANTS:
Construction Consulting Associates
100 Church Street
New York, NY 10007
TEL: 212 385 1818 FAX: 212 385 1911

CURTAINWALL CONSULTANT:
AJLP Consulting
40 Worth Street. Suite 826
New York, NY 10013
TEL: 212 757 5659 FAX: 646 219 8508

LANDMARK/PRESERVATION CONSULTANT:
Jan Hird Pokorny Associates, Inc.
39 West 37th Street, 12A
New York, NY 10018
TEL: 212 759 6462 FAX: 212 759 6540

No.	DESCRIPTION	DATE
1	ISSUED FOR SCHEMATIC DESIGN	04 APR 2014
2	ISSUED FOR DESIGN DEVELOPMENT	01 JUL 2014
3	ISSUED FOR DESIGN DEVELOPMENT	31 JUL 2014
4	CD PROGRESS ISSUE 1	15 OCT 2014
5	ISSUED FOR BID - MECHANICAL	15 OCT 2014
6	DOB SUBMISSION	19 DEC 2014
7	CD PROGRESS ISSUE 5	10 AUG 2015
8	DOB AMENDMENT 2	18 SEP 2015

0 4'-0" 8'-0" 16'-0"

Discrepancies must be reported immediately to the Architect before proceeding. Only figured dimensions are to be used. Contractors must check all dimensions on site. This drawing is protected by copyright.

ALL DIMENSIONS ARE SHOWN IN IMPERIAL.

CONSULTANT:
AKF
ONE LIBERTY PLAZA, 165 BROADWAY, 22nd FLOOR
NEW YORK, NY 10006
T: 212.354.5656 F: 212.354.5668
Philadelphia • Washington • Los Angeles • Chicago • Toronto • Dublin • Dubai

PROJECT:
217 WEST 57TH STREET
NEW YORK, NY

DRAWING TITLE:
MECHANICAL
SUB CELLAR 1 PLAN - DUCTWORK

SEAL & SIGNATURE:

STATE OF NEW YORK · PHILIP H. SCHOR · LICENSED PROFESSIONAL ENGINEER

DATE:	04/04/14
PROJECT No:	Y130747-000
DRAWN: RC/AZ	REV: 8
CHK: PHS	
SCALE: As indicated	
DWG No:	M-102.01
DOB PAGE No:	4 of 116

DOB EMPLOYEE STAMP: DOB B-SCAN:

36" x 48" Arch E - SHEET SIZE
FILE NAME: C:\Revit Local Files\Y130747-000-AKF-865_MEP15-CENTRAL_jlangner.rvt
PLOT DATE: 9/18/2015 5:58 AM

DEPT OF BLDGS 121283426 Job Number

E52 7455 F288 Scan Code

36" x 48" Arch E - SHEET SIZE

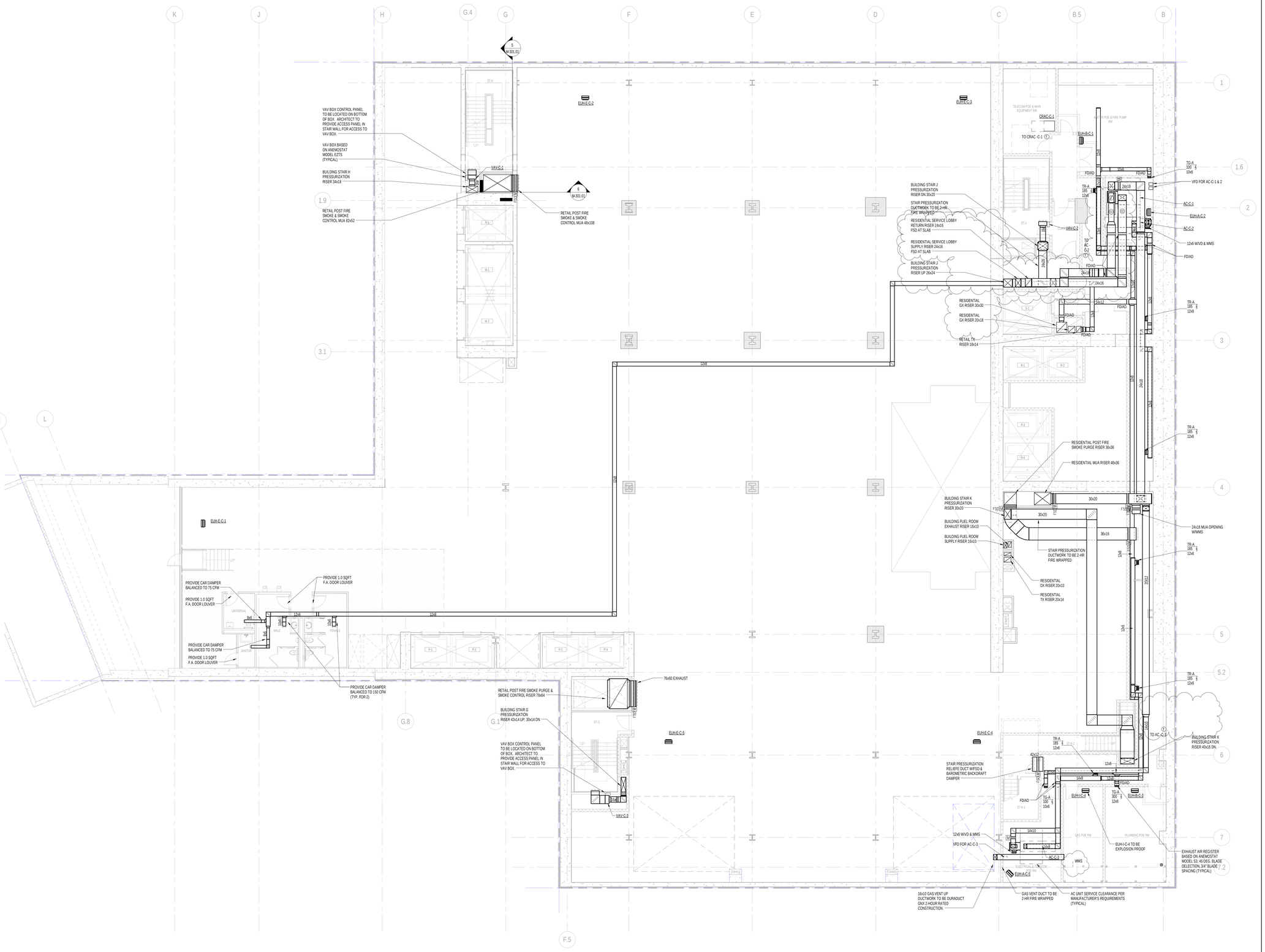

1 CELLAR FLOOR PLAN
SCALE: 1/8" = 1'-0"

NOTES:

1. ALL EXPOSED SUPPLY AND RETURN DUCTWORK TO BE ACOUSTICALLY LINED. REFER TO SPECIFICATIONS FOR LINING TYPE AND THICKNESS.
2. ALL CONCEALED DUCTWORK TO BE ACOUSTICALLY LINED/INSULATED PER MECHANICAL SPECIFICATIONS.
3. ALL MAKE-UP AIR AND OUTSIDE AIR DUCTWORK TO BE INSULATED PER MECHANICAL SPECIFICATIONS.

KEY PLAN:

PROJECT NORTH | TRUE NORTH

DEVELOPER:
EXTELL DEVELOPMENT COMPANY
805 THIRD AVENUE, 7TH FLOOR
New York, NY 10022 USA
TEL: 212 712 6000 FAX: 212 712 6100

DESIGN ARCHITECT: Base Building Shell & Core
ADRIAN SMITH + GORDON GILL ARCHITECTURE
111 WEST MONROE STREET SUITE 2300
CHICAGO IL 60603
TEL: 312 920 1888 FAX: 312 920 1775

INTERIOR DESIGNER: Residential
Rottet Architecture and Design Studio, PLLC
298 Fifth Ave, 7th Floor
New York, NY 10001
TEL: 646 998 7000 FAX:

ARCHITECT OF RECORD:Base Building Shell, Core, & Residential
AAI ARCHITECTS, P.C.
401 Wellington St. W., 3rd Floor
Toronto, ON M5V 1E7 Canada
TEL: 416 967 1500 FAX: 416 967 7150

STRUCTURAL ENGINEERS:
WSP CANTOR SEINUK
228 EAST 45th Street
New York, NY 10017 USA
TEL: 212 687 9888 FAX: 646 487 5501

MEP ENGINEERS:
AKF GROUP
One Liberty Plaza, 165 Broadway, 22nd Floor
New York, NY 10006 USA
TEL: 212 354 5656 FAX: 212 354 5668

GEOTECHNICAL ENGINEERS:
Langan Engineering & Environmental Services
21 Penn Plaza - 360 West 31st Street, 8th Floor
New York, NY 10001-2727
TEL: 212 479 5400 FAX: 212 479 5444

CODE CONSULTANTS:
Construction Consulting Associates
100 Church Street
New York, NY 10007
TEL: 212 385 1818 FAX: 212 385 1911

CURTAINWALL CONSULTANT:
AJLP Consulting
40 Worth Street. Suite 826
New York, NY 10013
TEL: 212 757 5659 FAX: 646 219 8508

LANDMARK/PRESERVATION CONSULTANT:
Jan Hird Pokorny Associates, Inc.
39 West 37th Street, 12A
New York, NY 10018
TEL: 212 759 6462 FAX: 212 759 6540

No.	DESCRIPTION	DATE
1	ISSUED FOR SCHEMATIC DESIGN	04 APR 2014
2	ISSUED FOR DESIGN DEVLEOPMENT	01 JUL 2014
3	ISSUED FOR DESIGN DEVLEOPMENT	31 JUL 2014
4	CD PROGRESS ISSUE 1	15 OCT 2014
5	ISSUED FOR BID - MECHANICAL	15 OCT 2014
6	DOB SUBMISSION	19 DEC 2014
7	CD PROGRESS ISSUE 4	01 JUN 2015
8	CD PROGRESS ISSUE 5	10 AUG 2015
9	DOB AMENDMENT 2	18 SEP 2015

0 4'-0" 8'-0" 16'-0"

Discrepancies must be reported immediately to the Architect before proceeding. Only figured dimensions are to be used. Contractors must check all dimensions on site. This drawing is protected by copyright.

ALL DIMENSIONS ARE SHOWN IN IMPERIAL.

CONSULTANT:
AKF
ONE LIBERTY PLAZA, 165 BROADWAY, 22nd FLOOR
NEW YORK, NY 10006
T: 212.354.5656 F: 212.354.5668
Arlington / Boston / Mexico City / Minneapolis / New York
Philadelphia / Princeton / Tucson / Tucson / Zapopan

PROJECT:
217 WEST 57TH STREET
NEW YORK, NY

DRAWING TITLE:
MECHANICAL
CELLAR PLAN - DUCTWORK

SEAL & SIGNATURE:

STATE OF NEW YORK · DEPARTMENT OF HOUSING & MODERNIZATION · LICENSED PROFESSIONAL ENGINEER

DATE:	04/04/14
PROJECT No:	Y130747-000
DRAWN: RC/AZ	REV:
CHK: PHS	9
SCALE: As indicated	
DWG No:	
M-103.01	
DOB PAGE No:	5 of 116

DOB EMPLOYEE STAMP: DOB B-SCAN:

FILE NAME: C:\Revit Local Files\Y130747-000-AKF-865_MEP-15-CENTRAL_jlangner.rvt
PLOT DATE: 9/18/2015 5:27:09 AM

DEPT OF BLDGS 121282426 Job Number
E5257953511 Scan Code

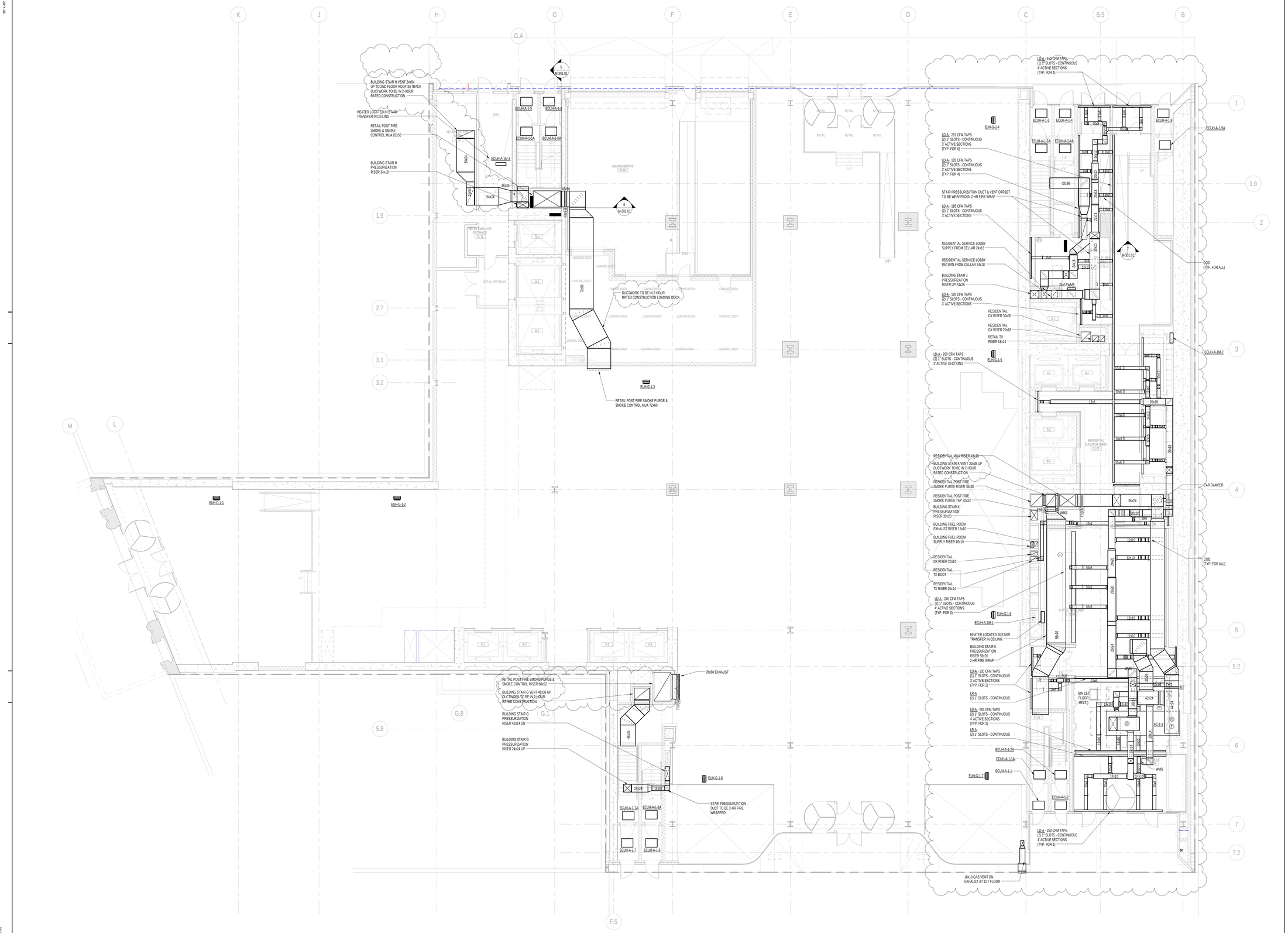

1 GROUND FLOOR PLAN
SCALE: 1/8" = 1'-0"

NOTES:

1. ALL EXPOSED SUPPLY AND RETURN DUCTWORK TO BE ACOUSTICALLY LINED. REFER TO SPECIFICATIONS FOR LINING TYPE AND THICKNESS.
2. ALL CONCEALED DUCTWORK TO BE ACOUSTICALLY LINED/INSULATED PER MECHANICAL SPECIFCATIONS.
3. ALL MAKE-UP AIR AND OUTSIDE AIR DUCTWORK TO BE INSULATED PER MECHANICAL SPECIFICATIONS.

KEY PLAN:

PROJECT NORTH | TRUE NORTH

DEVELOPER:
EXTELL DEVELOPMENT COMPANY
805 THIRD AVENUE, 7TH FLOOR
New York, NY 10022 USA
TEL: 212 712 6000 FAX: 212 712 6100

DESIGN ARCHITECT: Base Building Shell & Core
ADRIAN SMITH + GORDON GILL ARCHITECTURE
111 WEST MONROE STREET SUITE 2300
CHICAGO IL 60603
TEL: 312 920 1888 FAX: 312 920 1775

INTERIOR DESIGNER: Residential
Rottet Architecture and Design Studio, PLLC
298 Fifth Ave, 7th Floor
New York, NY 10001
TEL: 646 998 7000 FAX:

ARCHITECT OF RECORD:Base Building Shell, Core, & Residential
AAI ARCHITECTS, P.C.
401 Wellington St. W., 3rd Floor
Toronto, ON M5V 1E7 Canada
TEL: 416 967 1500 FAX: 416 967 7150

STRUCTURAL ENGINEERS:
WSP CANTOR SEINUK
228 EAST 45th Street
New York, NY 10017 USA
TEL: 212 687 9888 FAX: 646 487 5501

MEP ENGINEERS:
AKF GROUP
One Liberty Plaza, 165 Broadway, 22nd Floor
New York, NY 10006 USA
TEL: 212 354 5656 FAX: 212 354 5668

GEOTECHNICAL ENGINEERS:
Langan Engineering & Environmental Services
21 Penn Plaza - 360 West 31st Street, 8th Floor
New York, NY 10001-2727
TEL: 212 479 5400 FAX: 212 479 5444

CODE CONSULTANTS:
Construction Consulting Associates
100 Church Street
New York, NY 10007
TEL: 212 385 1818 FAX: 212 385 1911

CURTAINWALL CONSULTANT:
AJLP Consulting
40 Worth Street, Suite 826
New York, NY 10013
TEL: 212 757 5659 FAX: 646 219 8508

LANDMARK/PRESERVATION CONSULTANT:
Jan Hird Pokorny Associates, Inc.
39 West 37th Street, 12A
New York, NY 10018
TEL: 212 759 6462 FAX: 212 759 6540

No.	DESCRIPTION	DATE
1	ISSUED FOR SCHEMATIC DESIGN	04 APR 2014
2	ISSUED FOR DESIGN DEVELOPMENT	01 JUL 2014
3	ISSUED FOR DESIGN DEVELOPMENT	31 JUL 2014
4	CD PROGRESS ISSUE 1	15 OCT 2014
5	ISSUED FOR BID - MECHANICAL	15 OCT 2014
6	DOB SUBMISSION	19 DEC 2014
7	CD PROGRESS ISSUE 3	09 MAR 2015
8	CD PROGRESS ISSUE 4	01 JUN 2015
9	CD PROGRESS ISSUE 5	10 AUG 2015
10	DOB AMENDMENT 2	18 SEP 2015

0 4'-0" 8'-0" 16'-0"

Discrepancies must be reported immediately to the Architect before proceeding. Only figured dimensions are to be used. Contractors must check all dimensions on site. This drawing is protected by copyright.

ALL DIMENSIONS ARE SHOWN IN IMPERIAL.

CONSULTANT:
AKF
ONE LIBERTY PLAZA, 165 BROADWAY, 22nd FLOOR
NEW YORK, NY 10006
T: 212.354.5656 F: 212.354.5668
Arlington | Boston | Mount Kisco | Washington | New York
Philadelphia | Houston | Irvine | Honolulu | Santiago

PROJECT:
217 WEST 57TH STREET
NEW YORK, NY

DRAWING TITLE:
MECHANICAL
GROUND FLOOR PLAN - DUCTWORK

SEAL & SIGNATURE:

DATE:	04/04/14
PROJECT No:	Y130747-000
DRAWN: RC/AZ	REV: 10
CHK: PHS	
SCALE: As indicated	
DWG No:	M-104.01
DOB PAGE No:	6 of 116

DOB EMPLOYEE STAMP:

DOB B-SCAN:

36" x 48" Arch E - SHEET SIZE
FILE NAME: C:\Revit Local Files\Y130747-000-AKF-865_MEP-S-CENTRAL_jlangner.rvt
PLOT DATE: 9/18/2015 5:27:21 AM

DEPT OF BLDGS 121263426 Job Number
E320262297 04 Scan Code

NOTES:

1. ALL EXPOSED SUPPLY AND RETURN DUCTWORK TO BE ACOUSTICALLY LINED. REFER TO SPECIFICATIONS FOR LINING TYPE AND THICKNESS.
2. ALL CONCEALED DUCTWORK TO BE ACOUSTICALLY LINED/INSULATED PER MECHANICAL SPECIFCATIONS.
3. ALL MAKE-UP AIR AND OUTSIDE AIR DUCTWORK TO BE INSULATED PER MECHANICAL SPECIFICATIONS.

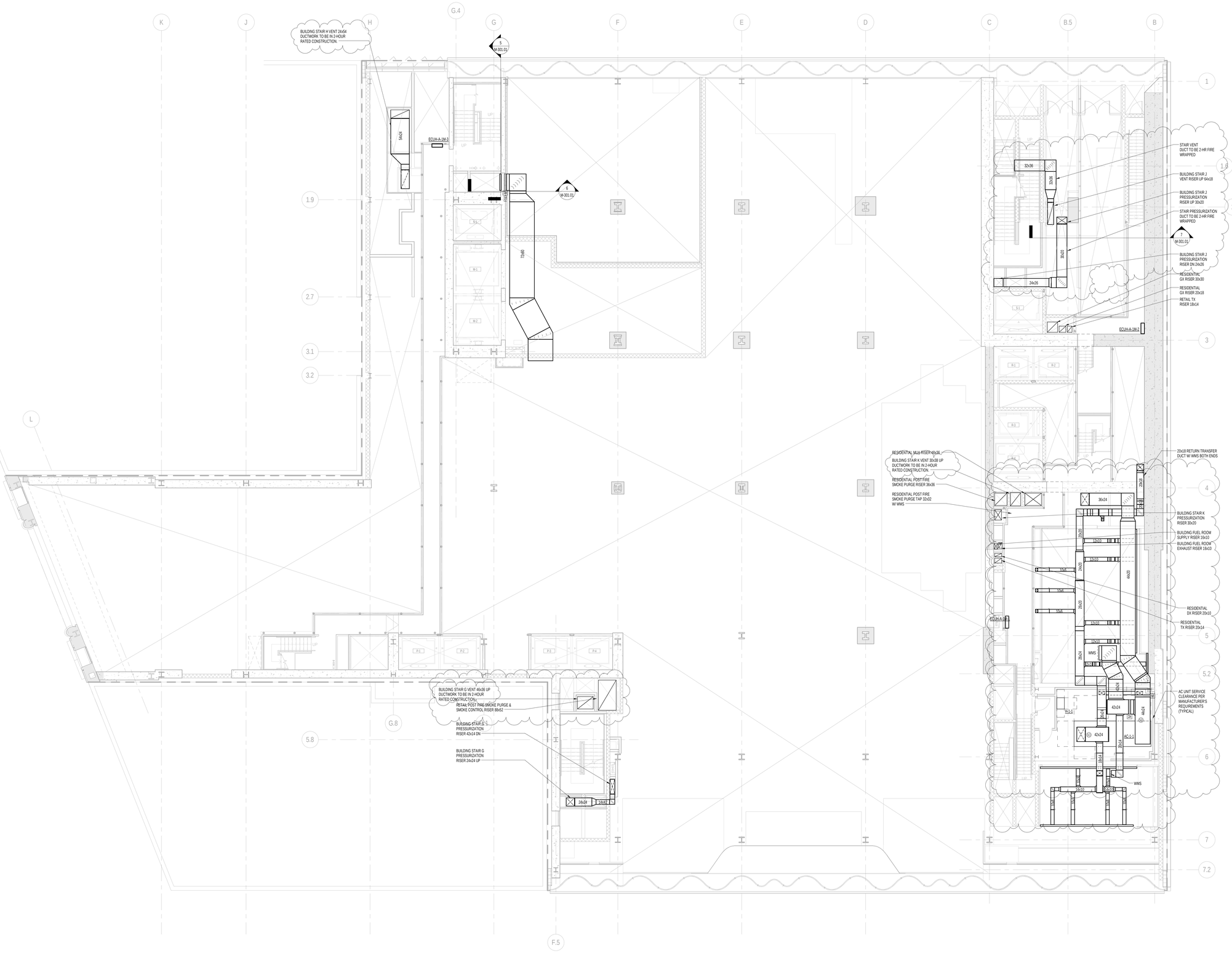

1 GROUND FLOOR PLAN INTERMEDIATE
SCALE: 1/8" = 1'-0"

KEY PLAN:

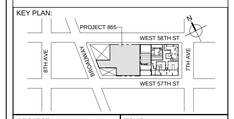

PROJECT NORTH

TRUE NORTH

DEVELOPER:
EXTELL DEVELOPMENT COMPANY
805 THIRD AVENUE, 7TH FLOOR
New York, NY 10022 USA
TEL: 212 712 6000 FAX: 212 712 6100

DESIGN ARCHITECT: Base Building Shell & Core
ADRIAN SMITH + GORDON GILL ARCHITECTURE
111 WEST MONROE STREET SUITE 2300
CHICAGO IL 60603
TEL: 312 920 1888 FAX: 312 920 1775

INTERIOR DESIGNER: Residential
Rottet Architecture and Design Studio, PLLC
298 Fifth Ave, 7th Floor
New York, NY 10001
TEL: 646 998 7000 FAX:

ARCHITECT OF RECORD:Base Building Shell, Core, & Residential
AAI ARCHITECTS, P.C.
401 Wellington St. W., 3rd Floor
Toronto, ON M5V 1E7 Canada
TEL: 416 967 1500 FAX: 416 967 7150

STRUCTURAL ENGINEERS:
WSP CANTOR SEINUK
228 EAST 45th Street
New York, NY 10017 USA
TEL: 212 687 9888 FAX: 646 487 5501

MEP ENGINEERS:
AKF GROUP
One Liberty Plaza, 165 Broadway, 22nd Floor
New York, NY 10006 USA
TEL: 212 354 5656 FAX: 212 354 5668

GEOTECHNICAL ENGINEERS:
Langan Engineering & Environmental Services
21 Penn Plaza - 360 West 31st Street, 8th Floor
New York, NY 10001-2727
TEL: 212 479 5400 FAX: 212 479 5444

CODE CONSULTANTS:
Construction Consulting Associates
100 Church Street
New York, NY 10007
TEL: 212 385 1818 FAX: 212 385 1911

CURTAINWALL CONSULTANT:
AJLP Consulting
40 Worth Street, Suite 826
New York, NY 10013
TEL: 212 757 5659 FAX: 646 219 8508

LANDMARK/PRESERVATION CONSULTANT:
Jan Hird Pokorny Associates, Inc.
39 West 37th Street, 12A
New York, NY 10018
TEL: 212 759 6462 FAX: 212 759 6540

No.	DESCRIPTION	DATE
1	ISSUED FOR SCHEMATIC DESIGN	04 APR 2014
2	ISSUED FOR DESIGN DEVLEOPMENT	01 JUL 2014
3	ISSUED FOR DESIGN DEVLEOPMENT	31 JUL 2014
4	CD PROGRESS ISSUE 1	15 OCT 2014
5	ISSUED FOR BID - MECHANICAL	15 OCT 2014
6	DOB SUBMISSION	19 DEC 2014
7	CD PROGRESS ISSUE 3	09 MAR 2015
8	CD PROGRESS ISSUE 4	01 JUN 2015
9	CD PROGRESS ISSUE 5	10 AUG 2015
10	DOB AMENDMENT 2	18 SEP 2015

0 4'-0" 8'-0" 16'-0"

Discrepancies must be reported immediately to the Architect before proceeding. Only figured dimensions are to be used. Contractors must check all dimensions on site. This drawing is protected by copyright.

ALL DIMENSIONS ARE SHOWN IN IMPERIAL.

CONSULTANT:
AKF
ONE LIBERTY PLAZA, 165 BROADWAY, 22nd FLOOR
NEW YORK, NY 10006
T: 212.354.5656 F: 212.354.5668
Atlanta • Dallas • Miami City • Philadelphia • New York
Pittsburgh • Phoenix • Tucson • Northern CA • Seattle

PROJECT:

217 WEST 57TH STREET
NEW YORK, NY

DRAWING TITLE:

MECHANICAL
GROUND FLOOR INTERMEDIATE PLAN - DUCTWORK

SEAL & SIGNATURE:

STATE OF NEW YORK · CHRISTOPHER D. MOORE · 081 079136 · LICENSED PROFESSIONAL ENGINEER

DATE:	04/04/14
PROJECT No:	Y130747-000
DRAWN: RC/AZ	REV: 10
CHK: PHS	
SCALE: As indicated	
DWG No:	**M-105.01**
DOB PAGE No:	7 of 116

DOB EMPLOYEE STAMP:

DOB B-SCAN:

FILE NAME: C:\Revit Local Files\Y130747-000-AAF-865_MEP15-CENTRAL_jlangner.rvt
PLOT DATE: 4/3/2015 5:27:39 AM
36" x 48" Arch E - SHEET SIZE

DEPT OF BLDGS 121267425 Job Number
E350 / 123499 Scan Code

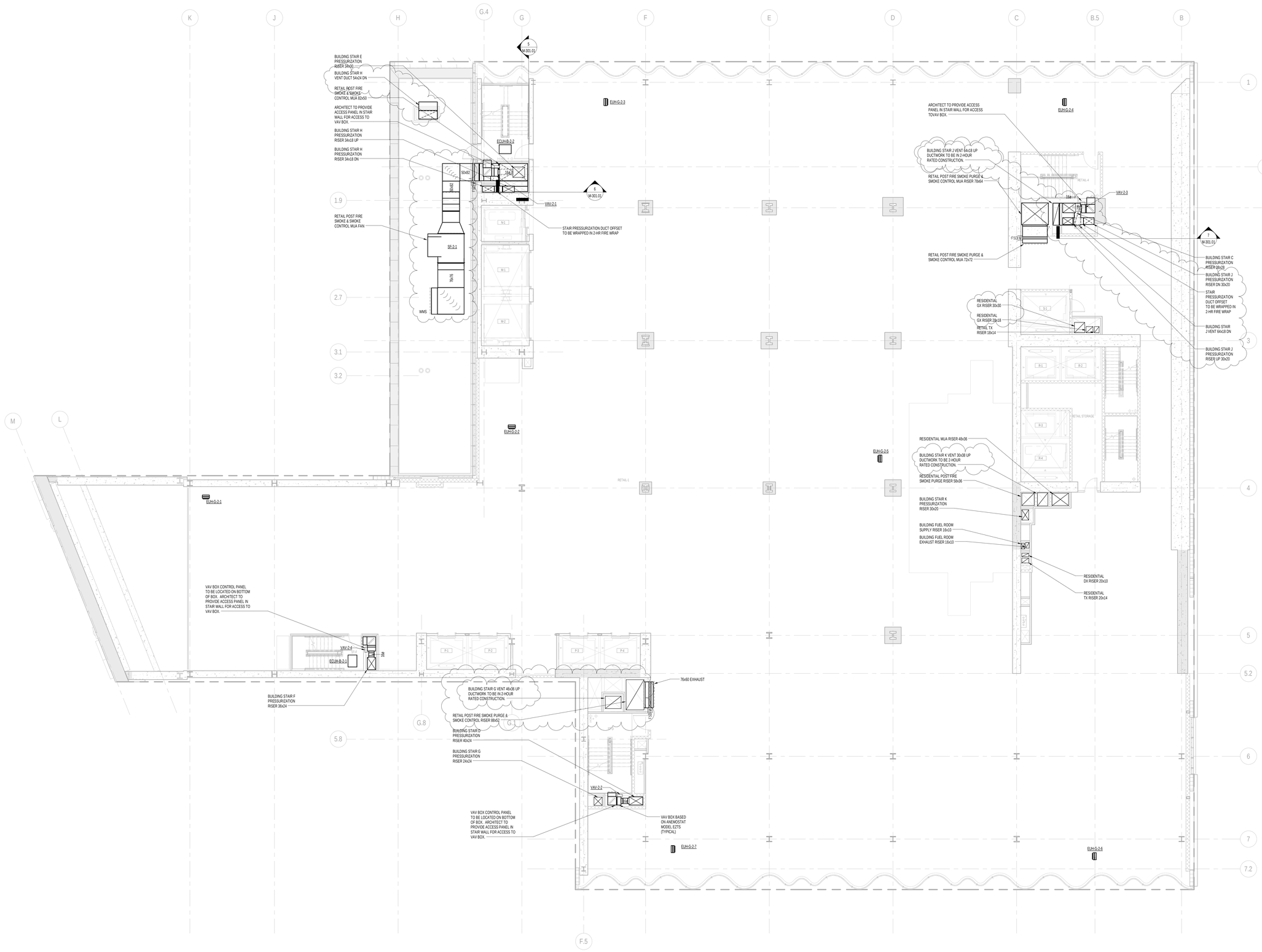

1 2nd FLOOR PLAN
SCALE: 1/8" = 1'-0"

NOTES:

1. ALL EXPOSED SUPPLY AND RETURN DUCTWORK TO BE ACOUSTICALLY LINED. REFER TO SPECIFICATIONS FOR LINING TYPE AND THICKNESS.
2. ALL CONCEALED DUCTWORK TO BE ACOUSTICALLY LINED/INSULATED PER MECHANICAL SPECIFCATIONS.
3. ALL MAKE-UP AIR AND OUTSIDE AIR DUCTWORK TO BE INSULATED PER MECHANICAL SPECIFICATIONS.

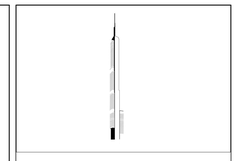

KEY PLAN:

PROJECT NORTH

TRUE NORTH

DEVELOPER:
EXTELL DEVELOPMENT COMPANY
805 THIRD AVENUE, 7TH FLOOR
New York, NY 10022 USA
TEL: 212 712 6000 FAX: 212 712 6100

DESIGN ARCHITECT: Base Building Shell & Core
ADRIAN SMITH + GORDON GILL ARCHITECTURE
111 WEST MONROE STREET SUITE 2300
CHICAGO IL 60603
TEL: 312 920 1888 FAX: 312 920 1775

INTERIOR DESIGNER: Residential
Rottet Architecture and Design Studio, PLLC
298 Fifth Ave, 7th Floor
New York, NY 10001
TEL: 646 998 7000 FAX:

ARCHITECT OF RECORD:Base Building Shell, Core, & Residential
AAI ARCHITECTS, P.C.
401 Wellington St. W., 3rd Floor
Toronto, ON M5V 1E7 Canada
TEL: 416 967 1500 FAX: 416 967 7150

STRUCTURAL ENGINEERS:
WSP CANTOR SEINUK
228 EAST 45th Street
New York, NY 10017 USA
TEL: 212 687 9888 FAX: 646 487 5501

MEP ENGINEERS:
AKF GROUP
One Liberty Plaza, 165 Broadway, 22nd Floor
New York, NY 10006 USA
TEL: 212 354 5656 FAX: 212 354 5668

GEOTECHNICAL ENGINEERS:
Langan Engineering & Environmental Services
21 Penn Plaza - 360 West 31st Street, 8th Floor
New York, NY 10001-2727
TEL: 212 479 5400 FAX: 212 479 5444

CODE CONSULTANTS:
Construction Consulting Associates
100 Church Street
New York, NY 10007
TEL: 212 385 1818 FAX: 212 385 1911

CURTAINWALL CONSULTANT:
AJLP Consulting
40 Worth Street. Suite 826
New York, NY 10013
TEL: 212 757 5659 FAX: 646 219 8508

LANDMARK/PRESERVATION CONSULTANT:
Jan Hird Pokorny Associates, Inc.
39 West 37th Street, 12A
New York, NY 10018
TEL: 212 759 6462 FAX: 212 759 6540

No.	DESCRIPTION	DATE
1	ISSUED FOR SCHEMATIC DESIGN	04 APR 2014
2	ISSUED FOR DESIGN DEVELOPMENT	01 JUL 2014
3	ISSUED FOR DESIGN DEVELOPMENT	31 JUL 2014
4	CD PROGRESS ISSUE 1	15 OCT 2014
5	ISSUED FOR BID - MECHANICAL	15 OCT 2014
6	DOB SUBMISSION	19 DEC 2014
7	CD PROGRESS ISSUE 3	09 MAR 2015
8	CD PROGRESS ISSUE 5	10 AUG 2015
9	DOB AMENDMENT 2	18 SEP 2015

0 4' - 0" 8' - 0" 16' - 0"

Discrepancies must be reported immediately to the Architect before proceeding. Only figured dimensions are to be used. Contractors must check all dimensions on site. This drawing is protected by copyright.

ALL DIMENSIONS ARE SHOWN IN IMPERIAL.

CONSULTANT:
AKF
ONE LIBERTY PLAZA, 165 BROADWAY, 22nd FLOOR
NEW YORK, NY 10006
T: 212.354.5656 F: 212.354.5668
Atlanta / Boise / Mexico City / Minneapolis / New York
Philadelphia / Houston / Pueblo / Rochester / Stamford

PROJECT:
217 WEST 57TH STREET
NEW YORK, NY

DRAWING TITLE:
MECHANICAL
2nd FLOOR PLAN - DUCTWORK

SEAL & SIGNATURE:

STATE OF NEW YORK · REGISTERED PROFESSIONAL ENGINEER · PHILIP H. SCHMIDT

DATE:	04/04/14
PROJECT No:	Y130747-000
DRAWN: RC/AZ	REV: 9
CHK: PHS	
SCALE: As indicated	
DWG No:	M-106.01
DOB PAGE No:	8 of 116

DOB EMPLOYEE STAMP:

DOB B-SCAN:

36" x 48" Arch E - SHEET SIZE
FILE NAME: C:\Revit Local Files\Y130747-000-AKF-MEP15-CENTRAL_Jangerar.rvt
PLOT DATE: 9/18/2015 5:57:34 AM

DEPT OF BLDGS 421206305 Job Number

E3179624B1R6 Scan Code

36" x 48" Arch E - SHEET SIZE

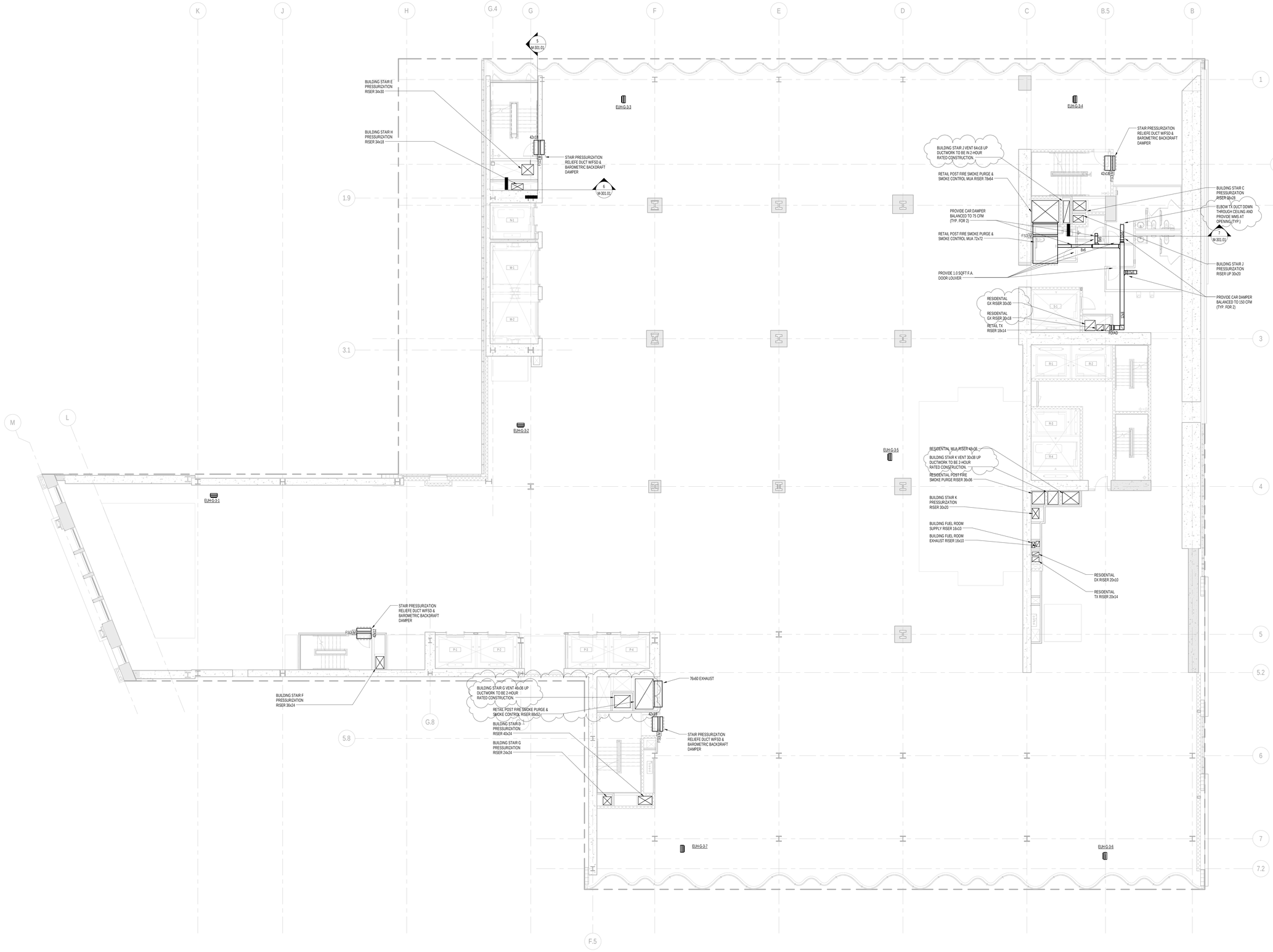

1 3rd FLOOR PLAN
SCALE: 1/8" = 1'-0"

NOTES:

1. ALL EXPOSED SUPPLY AND RETURN DUCTWORK TO BE ACOUSTICALLY LINED. REFER TO SPECIFICATIONS FOR LINING TYPE AND THICKNESS.
2. ALL CONCEALED DUCTWORK TO BE ACOUSTICALLY LINED/INSULATED PER MECHANICAL SPECIFICATIONS.
3. ALL MAKE-UP AIR AND OUTSIDE AIR DUCTWORK TO BE INSULATED PER MECHANICAL SPECIFICATIONS.

KEY PLAN:

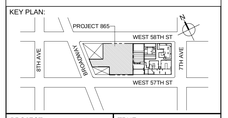

PROJECT NORTH

TRUE NORTH

DEVELOPER:
EXTELL DEVELOPMENT COMPANY
805 THIRD AVENUE, 7TH FLOOR
New York, NY 10022 USA
TEL: 212 712 6000 FAX: 212 712 6100

DESIGN ARCHITECT: Base Building Shell & Core
ADRIAN SMITH + GORDON GILL ARCHITECTURE
111 WEST MONROE STREET SUITE 2300
CHICAGO IL 60603
TEL: 312 920 1888 FAX: 312 920 1775

INTERIOR DESIGNER: Residential
Rottet Architecture and Design Studio, PLLC
298 Fifth Ave, 7th Floor
New York, NY 10001
TEL: 646 998 7000 FAX:

ARCHITECT OF RECORD:Base Building Shell, Core, & Residential
AAI ARCHITECTS, P.C.
401 Wellington St. W., 3rd Floor
Toronto, ON M5V 1E7 Canada
TEL: 416 967 1500 FAX: 416 967 7150

STRUCTURAL ENGINEERS:
WSP CANTOR SEINUK
228 EAST 45th Street
New York, NY 10017 USA
TEL: 212 687 9888 FAX: 646 487 5501

MEP ENGINEERS:
AKF GROUP
One Liberty Plaza, 165 Broadway, 22nd Floor
New York, NY 10006 USA
TEL: 212 354 5656 FAX: 212 354 5668

GEOTECHNICAL ENGINEERS:
Langan Engineering & Environmental Services
21 Penn Plaza - 360 West 31st Street, 8th Floor
New York, NY 10001-2727
TEL: 212 479 5400 FAX: 212 479 5444

CODE CONSULTANTS:
Construction Consulting Associates
100 Church Street
New York, NY 10007
TEL: 212 385 1818 FAX: 212 385 1911

CURTAINWALL CONSULTANT:
AJLP Consulting
40 Worth Street. Suite 826
New York, NY 10013
TEL: 212 757 5659 FAX: 646 219 8508

LANDMARK/PRESERVATION CONSULTANT:
Jan Hird Pokorny Associates, Inc.
39 West 37th Street, 12A
New York, NY 10018
TEL: 212 759 6462 FAX: 212 759 6540

No.	DESCRIPTION	DATE
1	ISSUED FOR SCHEMATIC DESIGN	04 APR 2014
2	ISSUED FOR DESIGN DEVELOPMENT	01 JUL 2014
3	ISSUED FOR DESIGN DEVELOPMENT	31 JUL 2014
4	CD PROGRESS ISSUE 1	15 OCT 2014
5	ISSUED FOR BID - MECHANICAL	15 OCT 2014
6	DOB SUBMISSION	19 DEC 2014
7	CD PROGRESS ISSUE 3	09 MAR 2015
8	CD PROGRESS ISSUE 5	10 AUG 2015
9	DOB AMENDMENT 2	18 SEP 2015

0 4'-0" 8'-0" 16'-0"

Discrepancies must be reported immediately to the Architect before proceeding. Only figured dimensions are to be used. Contractors must check all dimensions on site. This drawing is protected by copyright.

ALL DIMENSIONS ARE SHOWN IN IMPERIAL.

CONSULTANT:
AKF
ONE LIBERTY PLAZA, 165 BROADWAY, 22nd FLOOR
NEW YORK, NY 10006
T: 212.354.5656 F: 212.354.5668
Arlington / Boston / Denver / DC / Minneapolis / New York
Philadelphia / Princeton / Tundra / Rochester / Sarasota

PROJECT:
217 WEST 57TH STREET
NEW YORK, NY

DRAWING TITLE:
MECHANICAL
3rd FLOOR PLAN - DUCTWORK

SEAL & SIGNATURE:

STATE OF NEW YORK · CHRISTOPHER D. MOORE · 81-09139 · LICENSED PROFESSIONAL ENGINEER

DATE:	04/04/14
PROJECT No:	Y130747-000
DRAWN: RC/AZ	REV: 9
CHK: PHS	
SCALE: As indicated	
DWG No:	M-107.01
DOB PAGE No:	9 of 116

DOB EMPLOYEE STAMP:

DOB B-SCAN:

FILE NAME: C:\Revit Local Files\Y130747-000-AKF-865_MEPS-CENTRAL_jlangner.rvt
PLOT DATE: 9/18/2015 1:12:59 AM

DEPT OF BLDGS 121206305 Job Number
E311154187 Scan Code

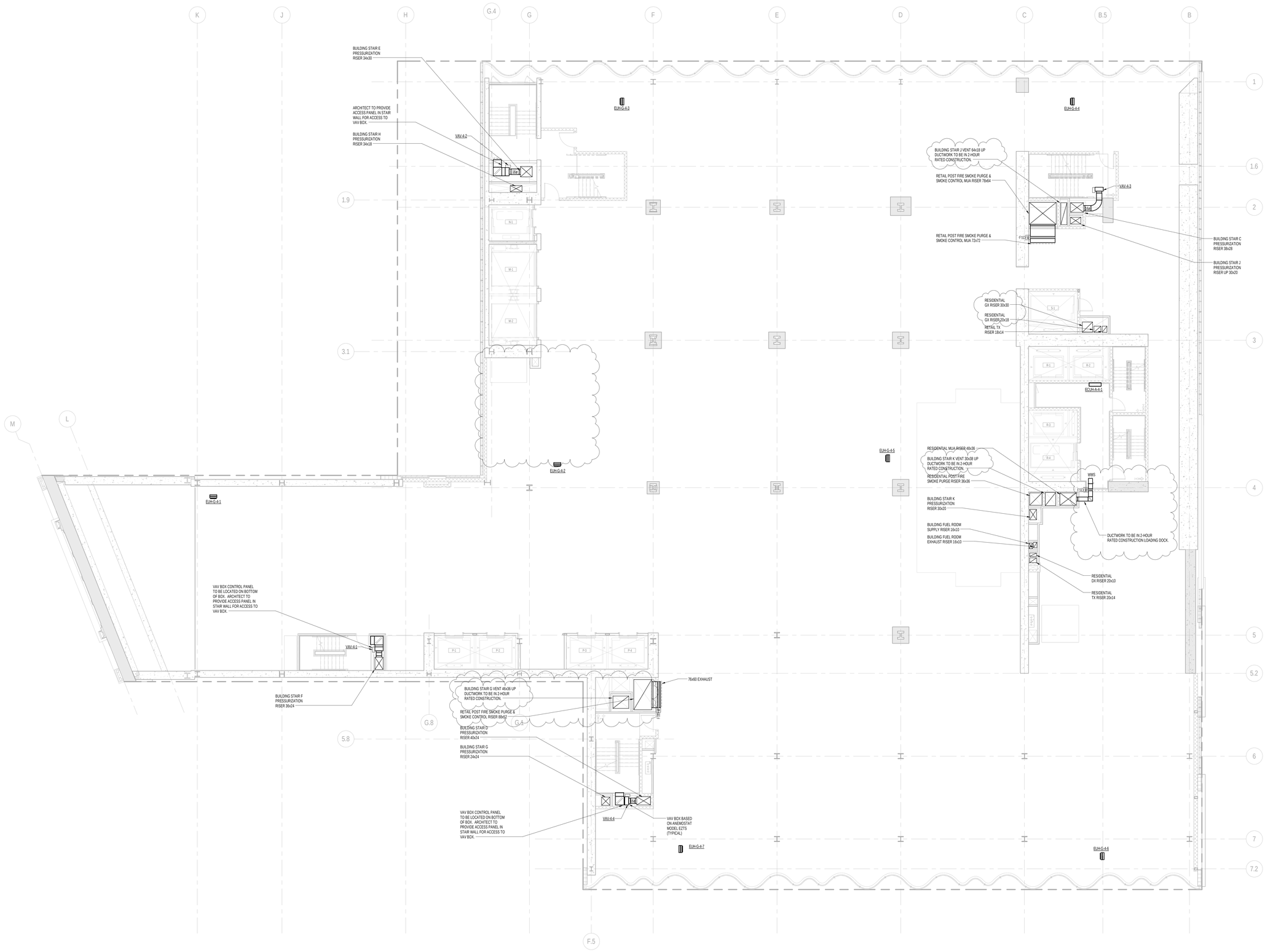

1 4th FLOOR PLAN
SCALE: 1/8" = 1'-0"

NOTES:

1. ALL EXPOSED SUPPLY AND RETURN DUCTWORK TO BE ACOUSTICALLY LINED. REFER TO SPECIFICATIONS FOR LINING TYPE AND THICKNESS.
2. ALL CONCEALED DUCTWORK TO BE ACOUSTICALLY LINED/INSULATED PER MECHANICAL SPECIFICATIONS.
3. ALL MAKE-UP AIR AND OUTSIDE AIR DUCTWORK TO BE INSULATED PER MECHANICAL SPECIFICATIONS.

KEY PLAN:

PROJECT NORTH

TRUE NORTH

DEVELOPER:
EXTELL DEVELOPMENT COMPANY
805 THIRD AVENUE, 7TH FLOOR
New York, NY 10022 USA
TEL: 212 712 6000 FAX: 212 712 6100

DESIGN ARCHITECT: Base Building Shell & Core
ADRIAN SMITH + GORDON GILL ARCHITECTURE
111 WEST MONROE STREET SUITE 2300
CHICAGO IL 60603
TEL: 312 920 1888 FAX: 312 920 1775

INTERIOR DESIGNER: Residential
Rottet Architecture and Design Studio, PLLC
298 Fifth Ave, 7th Floor
New York, NY 10001
TEL: 646 998 7000 FAX:

ARCHITECT OF RECORD:Base Building Shell, Core, & Residential
AAI ARCHITECTS, P.C.
401 Wellington St. W., 3rd Floor
Toronto, ON M5V 1E7 Canada
TEL: 416 967 1500 FAX: 416 967 7150

STRUCTURAL ENGINEERS:
WSP CANTOR SEINUK
228 EAST 45th Street
New York, NY 10017 USA
TEL: 212 687 9888 FAX: 646 487 5501

MEP ENGINEERS:
AKF GROUP
One Liberty Plaza, 165 Broadway, 22nd Floor
New York, NY 10006 USA
TEL: 212 354 5656 FAX: 212 354 5668

GEOTECHNICAL ENGINEERS:
Langan Engineering & Environmental Services
21 Penn Plaza - 360 West 31st Street, 8th Floor
New York, NY 10001-2727
TEL: 212 479 5400 FAX: 212 479 5444

CODE CONSULTANTS:
Construction Consulting Associates
100 Church Street
New York, NY 10007
TEL: 212 385 1818 FAX: 212 385 1911

CURTAINWALL CONSULTANT:
AJLP Consulting
40 Worth Street. Suite 826
New York, NY 10013
TEL: 212 757 5659 FAX: 646 219 8508

LANDMARK/PRESERVATION CONSULTANT:
Jan Hird Pokorny Associates, Inc.
39 West 37th Street, 12A
New York, NY 10018
TEL: 212 759 6462 FAX: 212 759 6540

No.	DESCRIPTION	DATE
1	ISSUED FOR SCHEMATIC DESIGN	04 APR 2014
2	ISSUED FOR DESIGN DEVELOPMENT	01 JUL 2014
3	ISSUED FOR DESIGN DEVELOPMENT	31 JUL 2014
4	CD PROGRESS ISSUE 1	15 OCT 2014
5	ISSUED FOR BID - MECHANICAL	15 OCT 2014
6	DOB SUBMISSION	19 DEC 2014
7	CD PROGRESS ISSUE 3	09 MAR 2015
8	CD PROGRESS ISSUE 5	10 AUG 2015
9	DOB AMENDMENT 2	18 SEP 2015

0 4'-0" 8'-0" 16'-0"

Discrepancies must be reported immediately to the Architect before proceeding. Only figured dimensions are to be used. Contractors must check all dimensions on site. This drawing is protected by copyright.

ALL DIMENSIONS ARE SHOWN IN IMPERIAL.

CONSULTANT:
AKF
ONE LIBERTY PLAZA, 165 BROADWAY, 22nd FLOOR
NEW YORK, NY 10006
T: 212.354.5656 F: 212.354.5668
Arlington / Denver / Mexico City / Minneapolis / New York
Philadelphia / Houston / Tyrolia / Toronto / Zambia

PROJECT:

217 WEST 57TH STREET
NEW YORK, NY

DRAWING TITLE:

MECHANICAL
4th FLOOR PLAN - DUCTWORK

SEAL & SIGNATURE:

STATE OF NEW YORK · DEPARTMENT OF BUILDINGS · PROFESSIONAL ENGINEER · PHILIP H. SCHUTZ

DATE:	04/04/14
PROJECT No:	Y130747-000
DRAWN: RC/AZ	REV: 9
CHK: PHS	
SCALE: As indicated	
DWG No:	M-108.01
DOB PAGE No:	10 of 116

DOB EMPLOYEE STAMP:

DOB B-SCAN:

36" x 48" Form B - SHEET SIZE
FILE NAME: C:\Revit Local Files\Y130747-000-AKF-865_MEP15-CENTRAL_jlangner.rvt
PLOT DATE: 9/18/2015 5:28:07 AM

DEPT OF BLDGS 421263426 Job Number E53-42021858 Scan Code

36" x 48" Arch E - SHEET SIZE

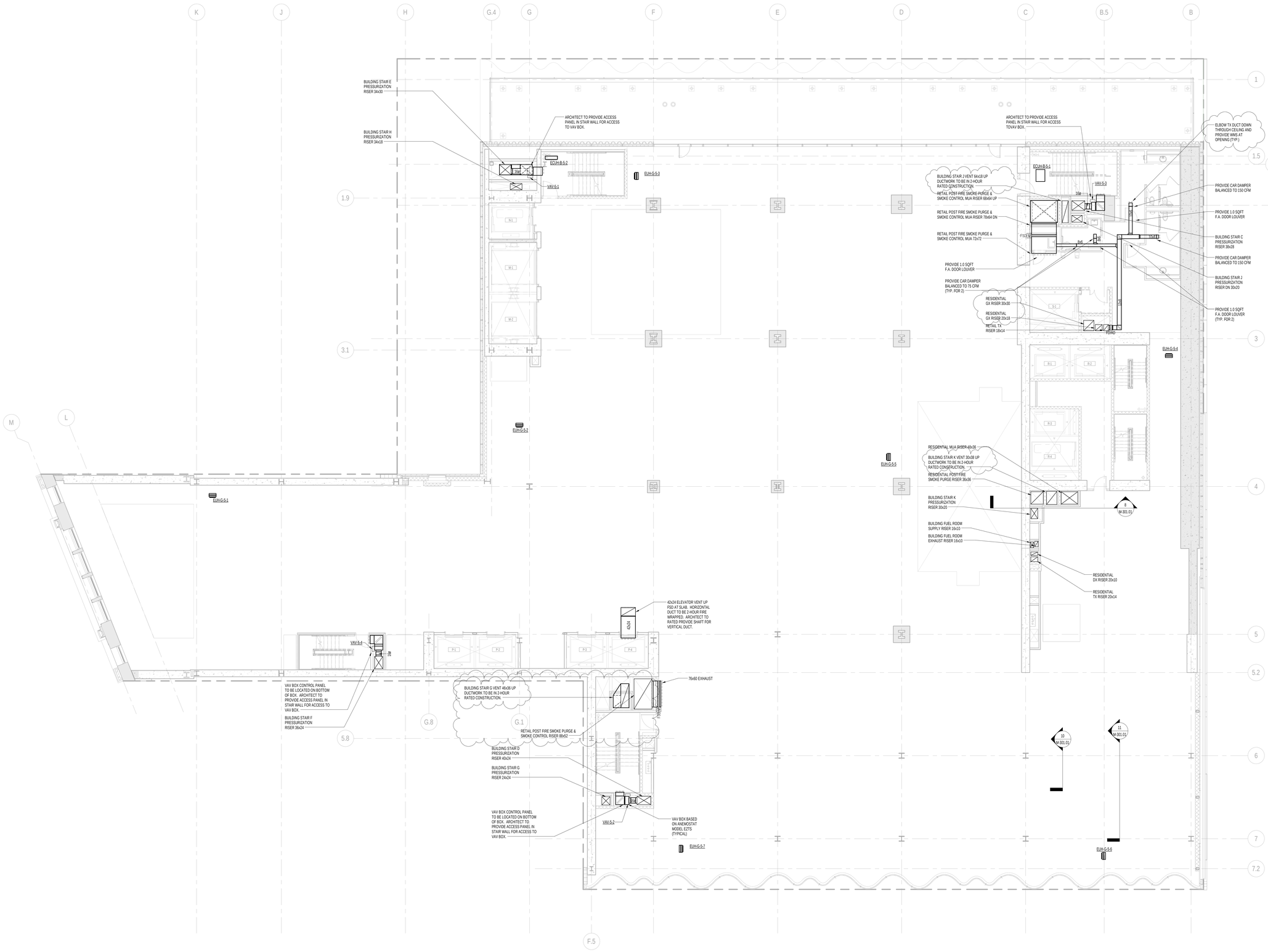

1 5th FLOOR PLAN
SCALE: 1/8" = 1'-0"

NOTES:

1. ALL EXPOSED SUPPLY AND RETURN DUCTWORK TO BE ACOUSTICALLY LINED. REFER TO SPECIFICATIONS FOR LINING TYPE AND THICKNESS.
2. ALL CONCEALED DUCTWORK TO BE ACOUSTICALLY LINED/INSULATED PER MECHANICAL SPECIFICATIONS.
3. ALL MAKE-UP AIR AND OUTSIDE AIR DUCTWORK TO BE INSULATED PER MECHANICAL SPECIFICATIONS.

KEY PLAN:

PROJECT NORTH TRUE NORTH

DEVELOPER:
EXTELL DEVELOPMENT COMPANY
805 THIRD AVENUE, 7TH FLOOR
New York, NY 10022 USA
TEL: 212 712 6000 FAX: 212 712 6100

DESIGN ARCHITECT: Base Building Shell & Core
ADRIAN SMITH + GORDON GILL ARCHITECTURE
111 WEST MONROE STREET SUITE 2300
CHICAGO IL 60603
TEL: 312 920 1888 FAX: 312 920 1775

INTERIOR DESIGNER: Residential
Rottet Architecture and Design Studio, PLLC
298 Fifth Ave, 7th Floor
New York, NY 10001
TEL: 646 998 7000 FAX:

ARCHITECT OF RECORD:Base Building Shell, Core, & Residential
AAI ARCHITECTS, P.C.
401 Wellington St. W., 3rd Floor
Toronto, ON M5V 1E7 Canada
TEL: 416 967 1500 FAX: 416 967 7150

STRUCTURAL ENGINEERS:
WSP CANTOR SEINUK
228 EAST 45th Street
New York, NY 10017 USA
TEL: 212 687 9888 FAX: 646 487 5501

MEP ENGINEERS:
AKF GROUP
One Liberty Plaza, 165 Broadway, 22nd Floor
New York, NY 10006 USA
TEL: 212 354 5656 FAX: 212 354 5668

GEOTECHNICAL ENGINEERS:
Langan Engineering & Environmental Services
21 Penn Plaza - 360 West 31st Street, 8th Floor
New York, NY 10001-2727
TEL: 212 479 5400 FAX: 212 479 5444

CODE CONSULTANTS:
Construction Consulting Associates
100 Church Street
New York, NY 10007
TEL: 212 385 1818 FAX: 212 385 1911

CURTAINWALL CONSULTANT:
AJLP Consulting
40 Worth Street. Suite 826
New York, NY 10013
TEL: 212 757 5659 FAX: 646 219 8508

LANDMARK/PRESERVATION CONSULTANT:
Jan Hird Pokorny Associates, Inc.
39 West 37th Street, 12A
New York, NY 10018
TEL: 212 759 6462 FAX: 212 759 6540

No.	DESCRIPTION	DATE
1	ISSUED FOR SCHEMATIC DESIGN	04 APR 2014
2	ISSUED FOR DESIGN DEVELOPMENT	01 JUL 2014
3	ISSUED FOR DESIGN DEVELOPMENT	31 JUL 2014
4	CD PROGRESS ISSUE 1	15 OCT 2014
5	ISSUED FOR BID - MECHANICAL	15 OCT 2014
6	DOB SUBMISSION	19 DEC 2014
7	CD PROGRESS ISSUE 3	09 MAR 2015
8	CD PROGRESS ISSUE 5	10 AUG 2015
9	DOB AMENDMENT 2	18 SEP 2015

0 4'-0" 8'-0" 16'-0"

Discrepancies must be reported immediately to the Architect before proceeding. Only figured dimensions are to be used. Contractors must check all dimensions on site. This drawing is protected by copyright.

ALL DIMENSIONS ARE SHOWN IN IMPERIAL.

CONSULTANT:
AKF
ONE LIBERTY PLAZA, 165 BROADWAY, 22nd FLOOR
NEW YORK, NY 10006
T: 212.354.5656 F: 212.354.5668
Arlington / Detroit / Denver / Dc / Minneapolis / New York
Philadelphia / Princeton / Tundra / Rochester / Sarthland

PROJECT:
217 WEST 57TH STREET
NEW YORK, NY

DRAWING TITLE:
MECHANICAL
5th FLOOR PLAN - DUCTWORK

SEAL & SIGNATURE:

STATE OF NEW YORK · CHRISTOPHER D. MOORE · 91-09139 · LICENSED PROFESSIONAL ENGINEER

DATE:	04/04/14
PROJECT No:	Y130747-000
DRAWN: RC/AZ	REV:
CHK: PHS	9
SCALE: As indicated	
DWG No:	M-109.01
DOB PAGE No:	11 of 116

DOB EMPLOYEE STAMP: DOB B-SCAN:

FILE NAME: C:\Revit Local Files\Y130747-000-AKF-865_MEP15-CENTRAL_jlangner.rvt
PLOT DATE: 9/18/2015 5:26:38 AM

DEPT OF BUILDINGS 421263635 Job Number
E3429954569 Scan Code

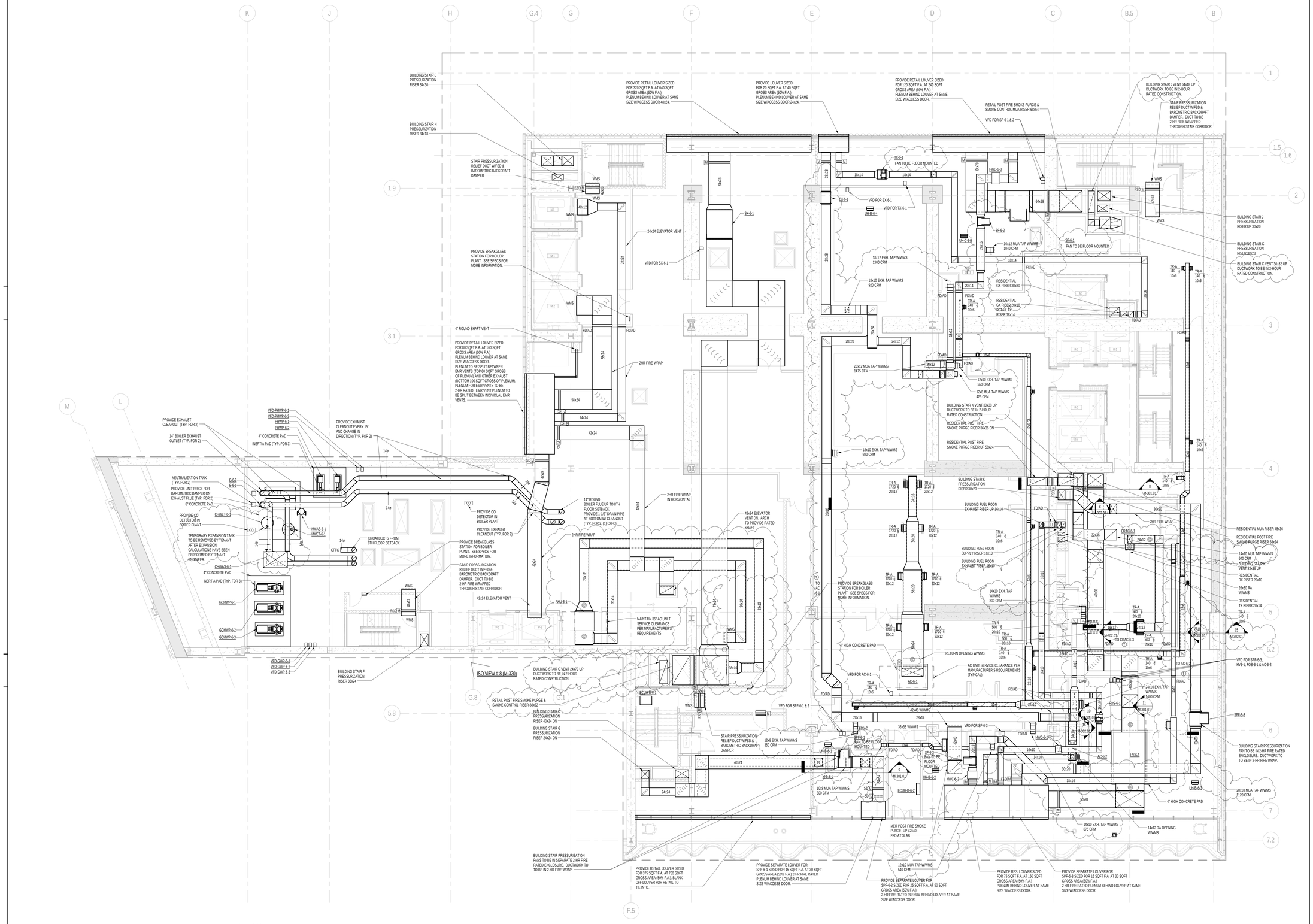

1 6th FLOOR PLAN
SCALE: 1/8" = 1'-0"

NOTES:

1. ALL EXPOSED SUPPLY AND RETURN DUCTWORK TO BE ACOUSTICALLY LINED. REFER TO SPECIFICATIONS FOR LINING TYPE AND THICKNESS.
2. ALL CONCEALED DUCTWORK TO BE ACOUSTICALLY LINED/INSULATED PER MECHANICAL SPECIFICATIONS.
3. ALL MAKE-UP AIR AND OUTSIDE AIR DUCTWORK TO BE INSULATED PER MECHANICAL SPECIFICATIONS.

KEY PLAN:

PROJECT NORTH | TRUE NORTH

DEVELOPER:
EXTELL DEVELOPMENT COMPANY
805 THIRD AVENUE, 7TH FLOOR
New York, NY 10022 USA
TEL: 212 712 6000 FAX: 212 712 6100

DESIGN ARCHITECT: Base Building Shell & Core
ADRIAN SMITH + GORDON GILL ARCHITECTURE
111 WEST MONROE STREET SUITE 2300
CHICAGO IL 60603
TEL: 312 920 1888 FAX: 312 920 1775

INTERIOR DESIGNER: Residential
Rottet Architecture and Design Studio, PLLC
298 Fifth Ave, 7th Floor
New York, NY 10001
TEL: 646 998 7000 FAX:

ARCHITECT OF RECORD:Base Building Shell, Core, & Residential
AAI ARCHITECTS, P.C.
401 Wellington St. W., 3rd Floor
Toronto, ON M5V 1E7 Canada
TEL: 416 967 1500 FAX: 416 967 7150

STRUCTURAL ENGINEERS:
WSP CANTOR SEINUK
228 EAST 45th Street
New York, NY 10017 USA
TEL: 212 687 9888 FAX: 646 487 5501

MEP ENGINEERS:
AKF GROUP
One Liberty Plaza, 165 Broadway, 22nd Floor
New York, NY 10006 USA
TEL: 212 354 5656 FAX: 212 354 5668

GEOTECHNICAL ENGINEERS:
Langan Engineering & Environmental Services
21 Penn Plaza - 360 West 31st Street, 8th Floor
New York, NY 10001-2727
TEL: 212 479 5400 FAX: 212 479 5444

CODE CONSULTANTS:
Construction Consulting Associates
100 Church Street
New York, NY 10007
TEL: 212 385 1818 FAX: 212 385 1911

CURTAINWALL CONSULTANT:
AJLP Consulting
40 Worth Street, Suite 826
New York, NY 10013
TEL: 212 757 5659 FAX: 646 219 8508

LANDMARK/PRESERVATION CONSULTANT:
Jan Hird Pokorny Associates, Inc.
39 West 37th Street, 12th
New York, NY 10018
TEL: 212 759 6462 FAX: 212 759 6540

No.	DESCRIPTION	DATE
1	ISSUED FOR SCHEMATIC DESIGN	04 APR 2014
2	ISSUED FOR DESIGN DEVELOPMENT	01 JUL 2014
3	ISSUED FOR DESIGN DEVELOPMENT	31 JUL 2014
4	CD PROGRESS ISSUE 1	15 OCT 2014
5	ISSUED FOR BID - MECHANICAL	15 OCT 2014
6	DOB SUBMISSION	19 DEC 2014
7	CD PROGRESS ISSUE 3	09 MAR 2015
8	CD PROGRESS ISSUE 4	01 JUN 2015
9	CD PROGRESS ISSUE 5	10 AUG 2015
10	DOB AMENDMENT 2	18 SEP 2015

0 4' - 0" 8' - 0" 16' - 0"

Discrepancies must be reported immediately to the Architect before proceeding. Only figured dimensions are to be used. Contractors must check all dimensions on site. This drawing is protected by copyright.

ALL DIMENSIONS ARE SHOWN IN IMPERIAL.

CONSULTANT:
AKF
ONE LIBERTY PLAZA, 165 BROADWAY, 22nd FLOOR
NEW YORK, NY 10006
T: 212.354.5656 F: 212.354.5668
Arlington / Boston / Mexico City / Minneapolis / New York
Philadelphia / Princeton / Puebla / Rochester / Rockville

PROJECT:
217 WEST 57TH STREET
NEW YORK, NY

DRAWING TITLE:
MECHANICAL
6th FLOOR PLAN - DUCTWORK

SEAL & SIGNATURE:

DATE:	04/04/14
PROJECT No:	Y130747-000
DRAWN:	RC/AZ
REV:	10
CHK:	PHS
SCALE:	As indicated
DWG No:	M-110.01
DOB PAGE No:	12 of 116

DOB EMPLOYEE STAMP: DOB B-SCAN:

36" x 48" Arch E - SHEET SIZE
FILE NAME: C:\Temp\ Local Files\Y130747-000-AKF-865_MEP15-CENTRAL_Jingner.rvt
PLOT DATE: 9/18/2015 5:35:35 AM

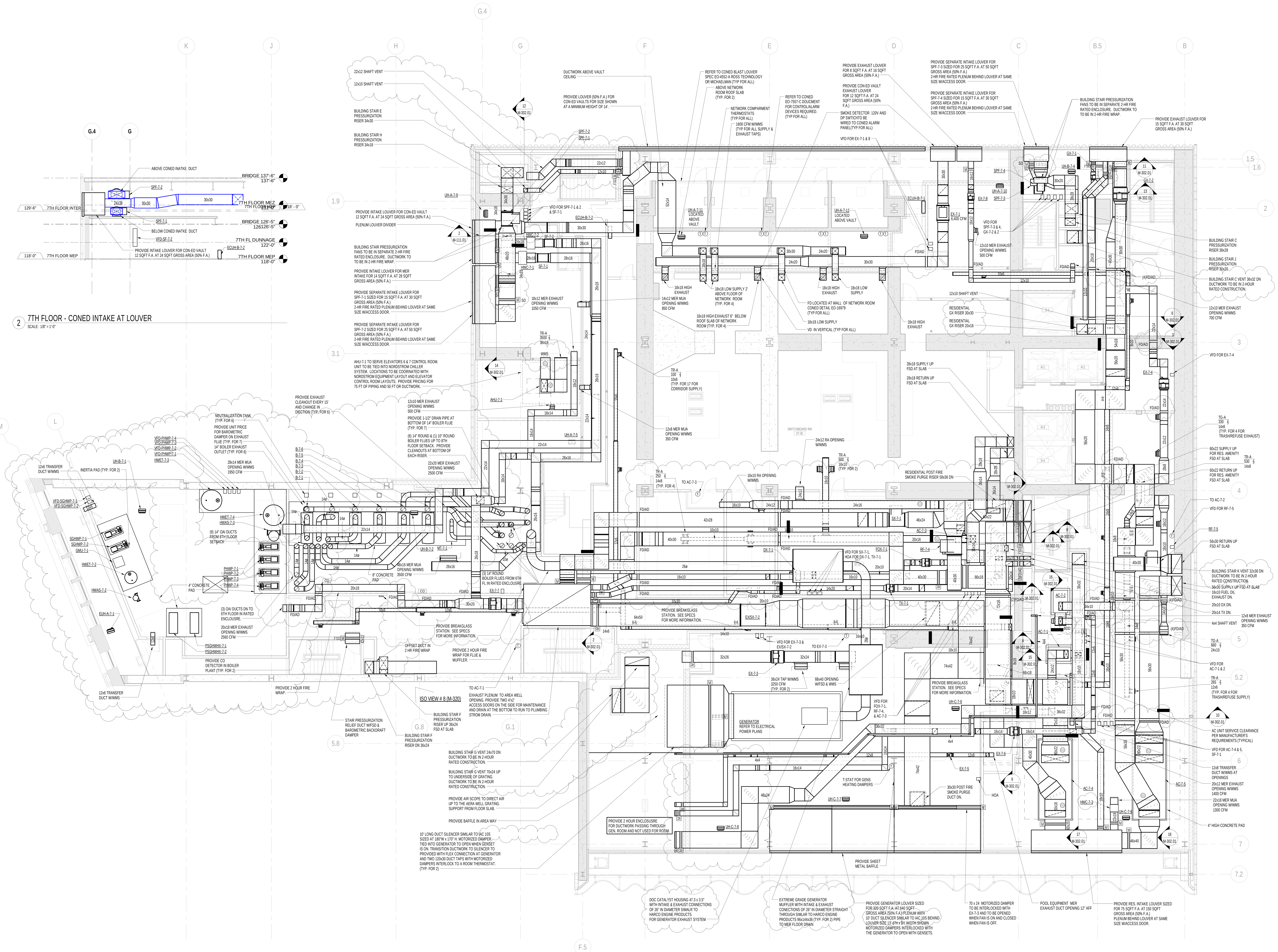

2 7TH FLOOR - CONED INTAKE AT LOUVER
SCALE: 1/8" = 1'-0"

1 7th FLOOR PLAN
SCALE: 1/8" = 1'-0"

NOTES:

1. ALL EXPOSED SUPPLY AND RETURN DUCTWORK TO BE ACOUSTICALLY LINED. REFER TO SPECIFICATIONS FOR LINING TYPE AND THICKNESS.
2. ALL CONCEALED DUCTWORK TO BE ACOUSTICALLY LINED/INSULATED PER MECHANICAL SPECIFCATIONS.
3. ALL MAKE-UP AIR AND OUTSIDE AIR DUCTWORK TO BE INSULATED PER MECHANICAL SPECIFICATIONS.

DEPT OF BLDGS 121328205 Job Number
ES567270585 Scan Code

KEY PLAN:

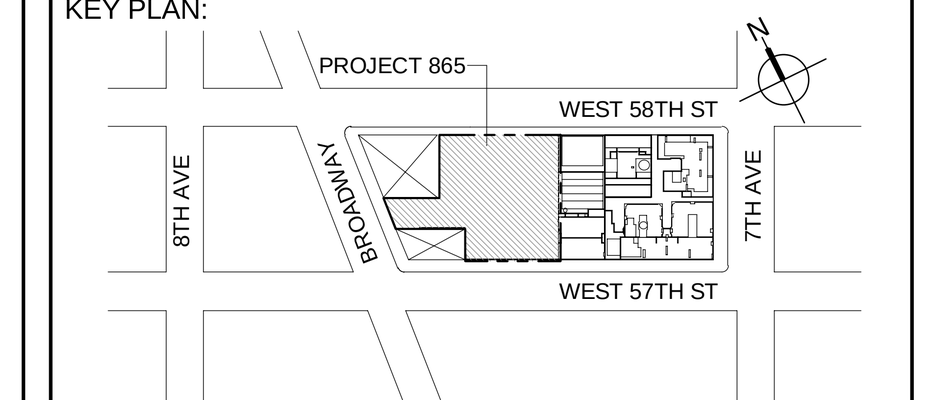

PROJECT NORTH | TRUE NORTH

DEVELOPER:
EXTELL DEVELOPMENT COMPANY
805 THIRD AVENUE, 7TH FLOOR
New York, NY 10022 USA
TEL: 212 712 6000 FAX: 212 712 6100

DESIGN ARCHITECT: Base Building Shell & Core
ADRIAN SMITH + GORDON GILL ARCHITECTURE
111 WEST MONROE STREET SUITE 2300
CHICAGO IL 60603
TEL: 312 920 1888 FAX: 312 920 1775

INTERIOR DESIGNER: Residential
Rottet Architecture and Design Studio, PLLC
298 Fifth Ave, 7th Floor
New York, NY 10001
TEL: 646 998 7000 FAX:

ARCHITECT OF RECORD: Base Building Shell, Core, & Residential
AAI ARCHITECTS, P.C.
401 Wellington St. W., 3rd Floor
Toronto, ON M5V 1E7 Canada
TEL: 416 967 1500 FAX: 416 967 7150

STRUCTURAL ENGINEERS:
WSP CANTOR SEINUK
228 EAST 45th Street
New York, NY 10017 USA
TEL: 212 687 9888 FAX: 646 487 5501

MEP ENGINEERS:
AKF GROUP
One Liberty Plaza, 165 Broadway, 22nd Floor
New York, NY 10006 USA
TEL: 212 354 5656 FAX: 212 354 5668

GEOTECHNICAL ENGINEERS:
Langan Engineering & Environmental Services
21 Penn Plaza - 360 West 31st Street, 8th Floor
New York, NY 10001-2727
TEL: 212 479 5400 FAX: 212 479 5444

CODE CONSULTANTS:
Construction Consulting Associates
100 Church Street
New York, NY 10007
TEL: 212 385 1818 FAX: 212 385 1911

CURTAINWALL CONSULTANT:
AJLP Consulting
40 Worth Street. Suite 826
New York, NY 10013
TEL: 212 757 5659 FAX: 646 219 8508

LANDMARK/PRESERVATION CONSULTANT:
Jan Hird Pokorny Associates, Inc.
39 West 37th Street, 12A
New York, NY 10018
TEL: 212 759 6462 FAX: 212 759 6540

No.	DESCRIPTION	DATE
1	ISSUED FOR SCHEMATIC DESIGN	04 APR 2014
2	ISSUED FOR DESIGN DEVLEOPMENT	01 JUL 2014
3	ISSUED FOR DESIGN DEVLEOPMENT	31 JUL 2014
4	CD PROGRESS ISSUE 1	15 OCT 2014
5	ISSUED FOR BID - MECHANICAL	15 OCT 2014
6	DOB SUBMISSION	19 DEC 2014
7	CD PROGRESS ISSUE 3	09 MAR 2015
8	CD PROGRESS ISSUE 4	01 JUN 2015
9	CD PROGRESS ISSUE 5	10 AUG 2015
10	DOB AMENDMENT 2	18 SEP 2015

0 4' - 0" 8' - 0" 16' - 0"

Discrepancies must be reported immediately to the Architect before proceeding. Only figured dimensions are to be used. Contractors must check all dimensions on site. This drawing is protected by copyright.

ALL DIMENSIONS ARE SHOWN IN IMPERIAL.

CONSULTANT:
AKF
ONE LIBERTY PLAZA, 165 BROADWAY, 22nd FLOOR
NEW YORK, NY 10006
T: 212.354.5656 F: 212.354.5668
Arlington / Boston / Mexico City / Minneapolis / New York
Philadelphia / Princeton / Puebla / Rochester / Stamford

PROJECT:
217 WEST 57TH STREET
NEW YORK, NY

DRAWING TITLE:
MECHANICAL
7th FLOOR PLAN - DUCTWORK

SEAL & SIGNATURE:
STATE OF NEW YORK · CHRISTOPHER O. McHUGH · LICENSED PROFESSIONAL ENGINEER · No. 073130

DATE:	04/04/14
PROJECT No:	Y130747-000
DRAWN: RC/AZ	REV: 10
CHK: PHS	
SCALE: As indicated	
DWG No:	**M-111.01**
DOB PAGE No:	13 of 116

DOB EMPLOYEE STAMP: | DOB B-SCAN:

36" x 48" Arch E -SHEET SIZE

FILE NAME: C:\Revit Local Files\Y130747-000-AKF-865_MEP15-CENTRAL_jlangner.rvt
PLOT DATE: 9/19/2015 5:28:55 AM

DEPT OF BLDGS 121282505 Job Number
E357 / 111 / 1983 Scan Code

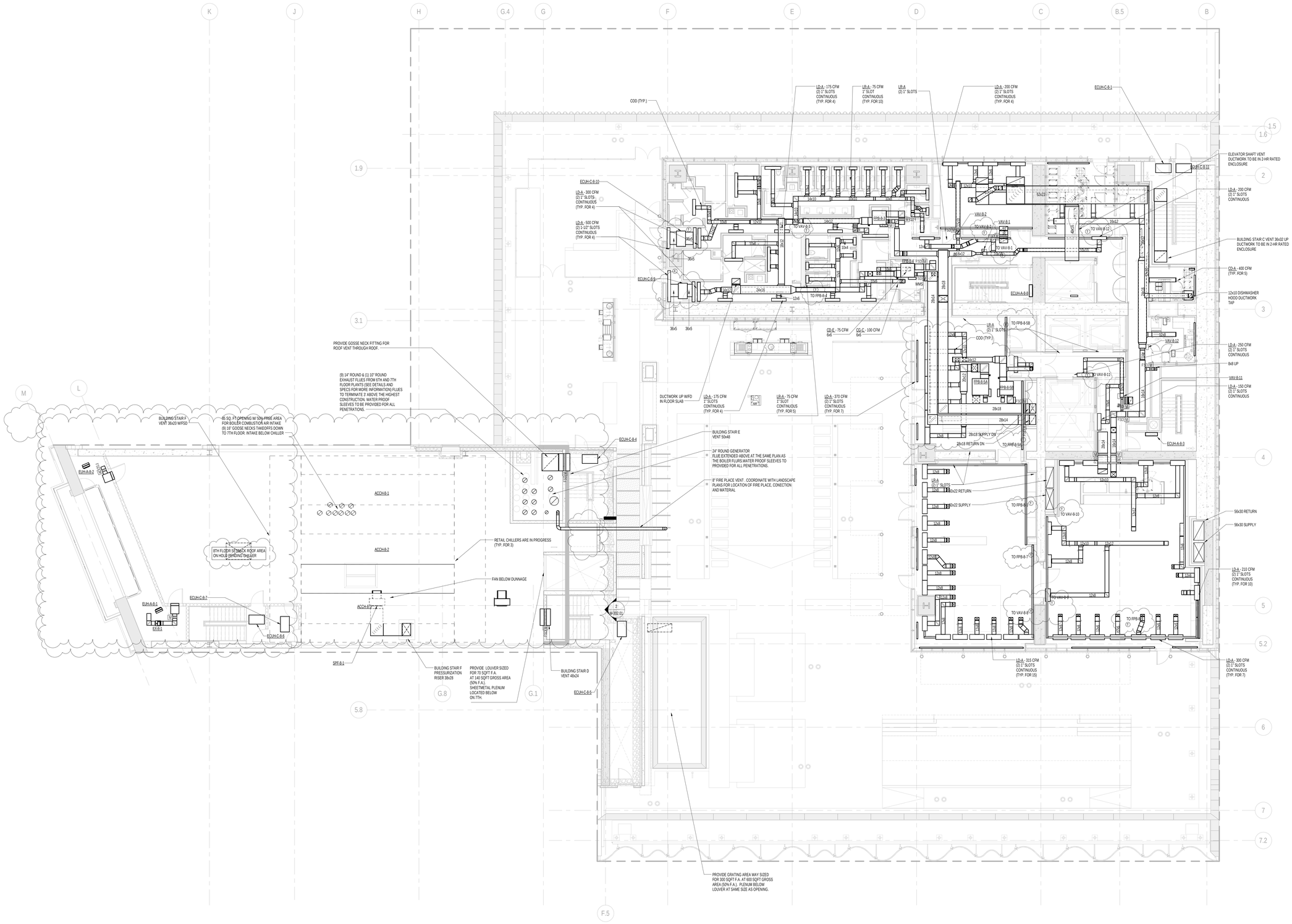

1 8th FLOOR PLAN
SCALE: 1/8" = 1'-0"

NOTES:

1. ALL EXPOSED SUPPLY AND RETURN DUCTWORK TO BE ACOUSTICALLY LINED. REFER TO SPECIFICATIONS FOR LINING TYPE AND THICKNESS.
2. ALL CONCEALED DUCTWORK TO BE ACOUSTICALLY LINED/INSULATED PER MECHANICAL SPECIFCATIONS.
3. ALL MAKE-UP AIR AND OUTSIDE AIR DUCTWORK TO BE INSULATED PER MECHANICAL SPECIFICATIONS.

KEY PLAN:

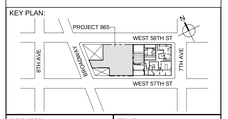

PROJECT NORTH | TRUE NORTH

DEVELOPER:
EXTELL DEVELOPMENT COMPANY
805 THIRD AVENUE, 7TH FLOOR
New York, NY 10022 USA
TEL: 212 712 6000 FAX: 212 712 6100

DESIGN ARCHITECT: Base Building Shell & Core
ADRIAN SMITH + GORDON GILL ARCHITECTURE
111 WEST MONROE STREET SUITE 2300
CHICAGO IL 60603
TEL: 312 920 1888 FAX: 312 920 1775

INTERIOR DESIGNER: Residential
Rottet Architecture and Design Studio, PLLC
298 Fifth Ave, 7th Floor
New York, NY 10001
TEL: 646 998 7000 FAX:

ARCHITECT OF RECORD:Base Building Shell, Core, & Residential
AAI ARCHITECTS, P.C.
401 Wellington St. W., 3rd Floor
Toronto, ON M5V 1E7 Canada
TEL: 416 967 1500 FAX: 416 967 7150

STRUCTURAL ENGINEERS:
WSP CANTOR SEINUK
228 EAST 45th Street
New York, NY 10017 USA
TEL: 212 687 9888 FAX: 646 487 5501

MEP ENGINEERS:
AKF GROUP
One Liberty Plaza, 165 Broadway, 22nd Floor
New York, NY 10006 USA
TEL: 212 354 5656 FAX: 212 354 5668

GEOTECHNICAL ENGINEERS:
Langan Engineering & Environmental Services
21 Penn Plaza - 360 West 31st Street, 8th Floor
New York, NY 10001-2727
TEL: 212 479 5400 FAX: 212 479 5444

CODE CONSULTANTS:
Construction Consulting Associates
100 Church Street
New York, NY 10007
TEL: 212 385 1818 FAX: 212 385 1911

CURTAINWALL CONSULTANT:
AJLP Consulting
40 Worth Street. Suite 826
New York, NY 10013
TEL: 212 757 5659 FAX: 646 219 8508

LANDMARK/PRESERVATION CONSULTANT:
Jan Hird Pokorny Associates, Inc.
39 West 37th Street, 12A
New York, NY 10018
TEL: 212 759 6462 FAX: 212 759 6540

No.	DESCRIPTION	DATE
1	ISSUED FOR SCHEMATIC DESIGN	04 APR 2014
2	ISSUED FOR DESIGN DEVELOPMENT	01 JUL 2014
3	ISSUED FOR DESIGN DEVELOPMENT	31 JUL 2014
4	CD PROGRESS ISSUE 1	15 OCT 2014
5	ISSUED FOR BID - MECHANICAL	15 OCT 2014
6	DOB SUBMISSION	19 DEC 2014
7	CD PROGRESS ISSUE 3	09 MAR 2015
8	CD PROGRESS ISSUE 4	01 JUN 2015
9	CD PROGRESS ISSUE 5	10 AUG 2015
10	DOB AMENDMENT 2	18 SEP 2015

0 4'-0" 8'-0" 16'-0"

Discrepancies must be reported immediately to the Architect before proceeding. Only figured dimensions are to be used. Contractors must check all dimensions on site. This drawing is protected by copyright.

ALL DIMENSIONS ARE SHOWN IN IMPERIAL.

CONSULTANT:
AKF
ONE LIBERTY PLAZA, 165 BROADWAY, 22nd FLOOR
NEW YORK, NY 10006
T: 212.354.5656 F: 212.354.5668
Arlington / Boston / Mexico City / Minneapolis / New York
Philadelphia / Princeton / Florida / Rochester / Stamford

PROJECT:
217 WEST 57TH STREET
NEW YORK, NY

DRAWING TITLE:
MECHANICAL
8th FLOOR PLAN - DUCTWORK

SEAL & SIGNATURE:

DATE:	04/04/14
PROJECT No:	Y130747-000
DRAWN: RC/AZ	REV:
CHK: PHS	10
SCALE: As indicated	
DWG No:	M-113.01
DOB PAGE No:	14 of 116

DOB EMPLOYEE STAMP: DOB B-SCAN:

36" x 48" Arch E - SHEET SIZE
FILE NAME: C:\Users\Local Files\Y130747-000\AKF-865_MEP15-CENTRAL_jangmar.rvt
PLOT DATE: 9/18/2015 5:29:15 AM

DEPT OF BLDGS 121263436 Job Number
E380962924 Scan Code

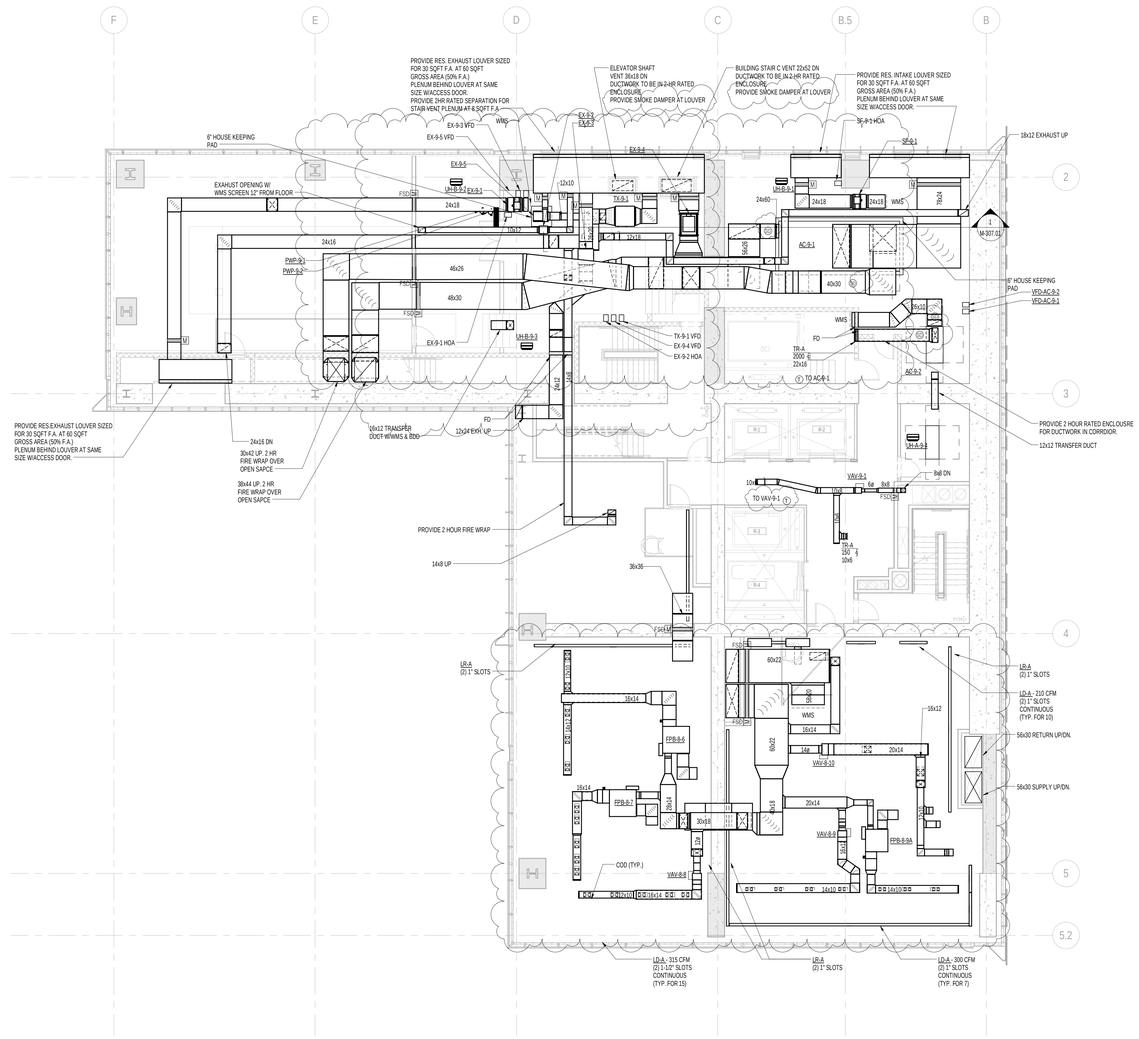

1 9th FLOOR PLAN
SCALE: 1/8" = 1'-0"

NOTES:

1. ALL EXPOSED SUPPLY AND RETURN DUCTWORK TO BE ACOUSTICALLY LINED. REFER TO SPECIFICATIONS FOR LINING TYPE AND THICKNESS.
2. ALL CONCEALED DUCTWORK TO BE ACOUSTICALLY LINED/INSULATED PER MECHANICAL SPECIFICATIONS.
3. ALL MAKE-UP AIR AND OUTSIDE AIR DUCTWORK TO BE INSULATED PER MECHANICAL SPECIFICATIONS.

KEY PLAN:

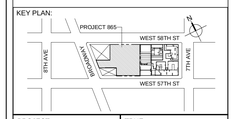

PROJECT NORTH | TRUE NORTH

DEVELOPER:
EXTELL DEVELOPMENT COMPANY
805 THIRD AVENUE, 7TH FLOOR
New York, NY 10022 USA
TEL: 212 712 6000 FAX: 212 712 6100

DESIGN ARCHITECT: Base Building Shell & Core
ADRIAN SMITH + GORDON GILL ARCHITECTURE
111 WEST MONROE STREET SUITE 2300
CHICAGO IL 60603
TEL: 312 920 1888 FAX: 312 920 1775

INTERIOR DESIGNER: Residential
Rottet Architecture and Design Studio, PLLC
298 Fifth Ave, 7th Floor
New York, NY 10001
TEL: 646 998 7000 FAX:

ARCHITECT OF RECORD:Base Building Shell, Core, & Residential
AAI ARCHITECTS, P.C.
401 Wellington St. W., 3rd Floor
Toronto, ON M5V 1E7 Canada
TEL: 416 967 1500 FAX: 416 967 7150

STRUCTURAL ENGINEERS:
WSP CANTOR SEINUK
228 EAST 45th Street
New York, NY 10017 USA
TEL: 212 687 9888 FAX: 646 487 5501

MEP ENGINEERS:
AKF GROUP
One Liberty Plaza, 165 Broadway, 22nd Floor
New York, NY 10006 USA
TEL: 212 354 5656 FAX: 212 354 5668

GEOTECHNICAL ENGINEERS:
Langan Engineering & Environmental Services
21 Penn Plaza - 360 West 31st Street, 8th Floor
New York, NY 10001-2727
TEL: 212 479 5400 FAX: 212 479 5444

CODE CONSULTANTS:
Construction Consulting Associates
100 Church Street
New York, NY 10007
TEL: 212 385 1818 FAX: 212 385 1911

CURTAINWALL CONSULTANT:
AJLP Consulting
40 Worth Street. Suite 826
New York, NY 10013
TEL: 212 757 5659 FAX: 646 219 8508

LANDMARK/PRESERVATION CONSULTANT:
Jan Hird Pokorny Associates, Inc.
39 West 37th Street, 12A
New York, NY 10018
TEL: 212 759 6462 FAX: 212 759 6540

No.	DESCRIPTION	DATE
1	ISSUED FOR SCHEMATIC DESIGN	04 APR 2014
2	ISSUED FOR DESIGN DEVELOPMENT	01 JUL 2014
3	ISSUED FOR DESIGN DEVELOPMENT	31 JUL 2014
4	CD PROGRESS ISSUE 1	15 OCT 2014
5	ISSUED FOR BID - MECHANICAL	15 OCT 2014
6	DOB SUBMISSION	19 DEC 2014
7	CD PROGRESS ISSUE 3	09 MAR 2015
8	CD PROGRESS ISSUE 5	10 AUG 2015
9	DOB AMENDMENT 2	18 SEP 2015

0 4' - 0" 8' - 0" 16' - 0"

Discrepancies must be reported immediately to the Architect before proceeding. Only figured dimensions are to be used. Contractors must check all dimensions on site. This drawing is protected by copyright.

ALL DIMENSIONS ARE SHOWN IN IMPERIAL.

CONSULTANT:
AKF
ONE LIBERTY PLAZA, 165 BROADWAY, 22nd FLOOR
NEW YORK, NY 10006
T: 212.354.5656 F: 212.354.5668
Arlington | Boston | Mexico City | Minneapolis | New York
Philadelphia | Princeton | Seattle | Washington | Zurich

PROJECT:
217 WEST 57TH STREET
NEW YORK, NY

DRAWING TITLE:
MECHANICAL
9th FLOOR PLAN - DUCTWORK

SEAL & SIGNATURE:

STATE OF NEW YORK · PHILIP H. SCHIFF JR. · 075 · LICENSED PROFESSIONAL ENGINEER

DATE:	04/04/14
PROJECT No:	Y130747-000
DRAWN: RC/AZ	REV: 9
CHK: PHS	
SCALE: As indicated	
DWG No:	M-114.01
DOB PAGE No:	15 of 116

DOB EMPLOYEE STAMP: DOB B-SCAN:

36" x 48" Arch E - SHEET SIZE
FILE NAME: C:\Revit Local Files\Y130747-000-AKF-865_MEP15-CENTRAL_jlangner.rvt
PLOT DATE: 9/18/2015 5:29:27 AM

DEPT OF BLDGS 121126305 Job Number
ES 687154630 Scan Code

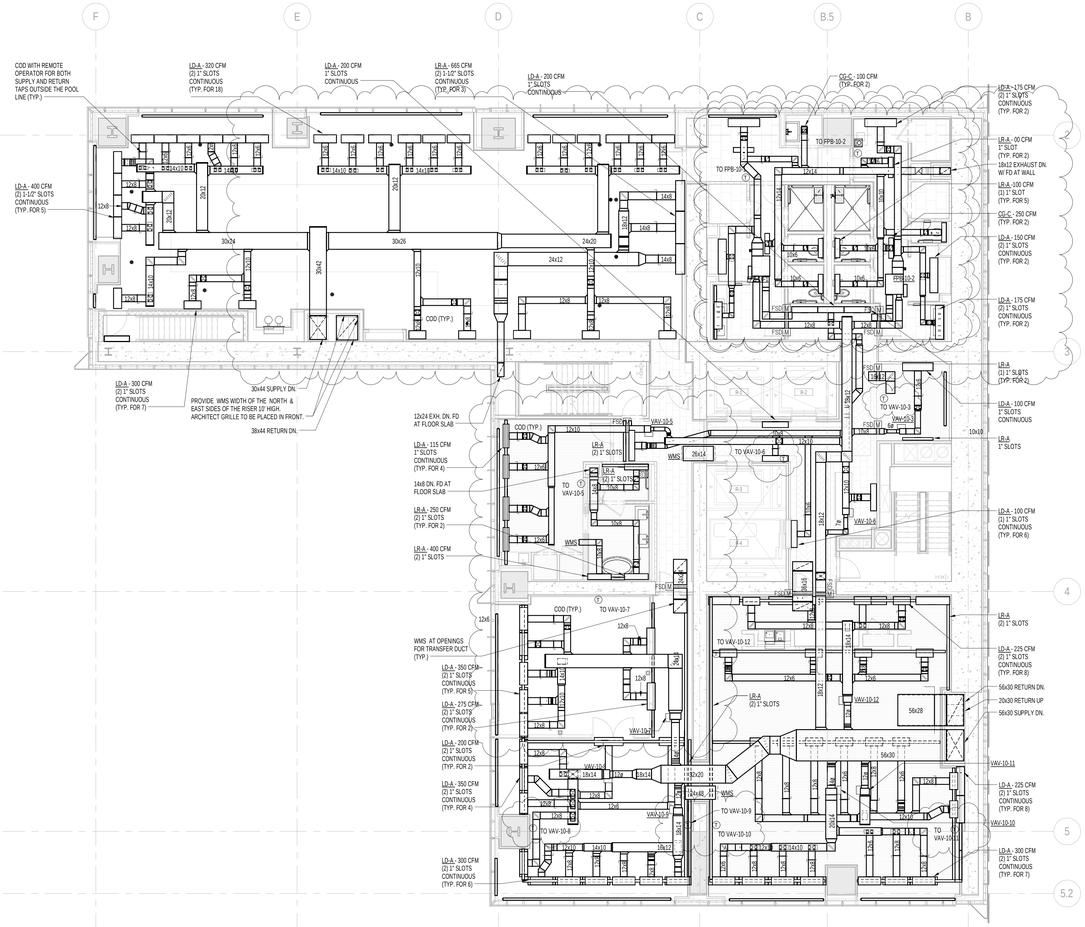

1 10th FLOOR PLAN
SCALE: 1/8" = 1'-0"

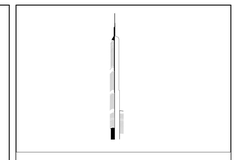

KEY PLAN:

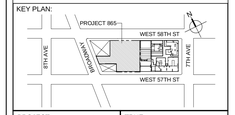

PROJECT NORTH

TRUE NORTH

DEVELOPER:
EXTELL DEVELOPMENT COMPANY
805 THIRD AVENUE, 7TH FLOOR
New York, NY 10022 USA
TEL: 212 712 6000 FAX: 212 712 6100

DESIGN ARCHITECT: Base Building Shell & Core
ADRIAN SMITH + GORDON GILL ARCHITECTURE
111 WEST MONROE STREET SUITE 2300
CHICAGO IL 60603
TEL: 312 920 1888 FAX: 312 920 1775

INTERIOR DESIGNER: Residential
Rottet Architecture and Design Studio, PLLC
298 Fifth Ave, 7th Floor
New York, NY 10001
TEL: 646 998 7000 FAX:

ARCHITECT OF RECORD:Base Building Shell, Core, & Residential
AAI ARCHITECTS, P.C.
401 Wellington St. W., 3rd Floor
Toronto, ON M5V 1E7 Canada
TEL: 416 967 1500 FAX: 416 967 7150

STRUCTURAL ENGINEERS:
WSP CANTOR SEINUK
228 EAST 45th Street
New York, NY 10017 USA
TEL: 212 687 9888 FAX: 646 487 5501

MEP ENGINEERS:
AKF GROUP
One Liberty Plaza, 165 Broadway, 22nd Floor
New York, NY 10006 USA
TEL: 212 354 5656 FAX: 212 354 5668

GEOTECHNICAL ENGINEERS:
Langan Engineering & Environmental Services
21 Penn Plaza - 360 West 31st Street, 8th Floor
New York, NY 10001-2727
TEL: 212 479 5400 FAX: 212 479 5444

CODE CONSULTANTS:
Construction Consulting Associates
100 Church Street
New York, NY 10007
TEL: 212 385 1818 FAX: 212 385 1911

CURTAINWALL CONSULTANT:
AJLP Consulting
40 Worth Street. Suite 826
New York, NY 10013
TEL: 212 757 5659 FAX: 646 219 8508

LANDMARK/PRESERVATION CONSULTANT:
Jan Hird Pokorny Associates, Inc.
39 West 37th Street, 12A
New York, NY 10018
TEL: 212 759 6462 FAX: 212 759 6540

No.	DESCRIPTION	DATE
1	ISSUED FOR SCHEMATIC DESIGN	04 APR 2014
2	ISSUED FOR DESIGN DEVLEOPMENT	01 JUL 2014
3	ISSUED FOR DESIGN DEVLEOPMENT	31 JUL 2014
4	CD PROGRESS ISSUE 1	15 OCT 2014
5	ISSUED FOR BID - MECHANICAL	15 OCT 2014
6	DOB SUBMISSION	19 DEC 2014
7	CD PROGRESS ISSUE 3	09 MAR 2015
8	CD PROGRESS ISSUE 5	10 AUG 2015
9	DOB AMENDMENT 2	18 SEP 2015

0 4'-0" 8'-0" 16'-0"

Discrepancies must be reported immediately to the Architect before proceeding. Only figured dimensions are to be used. Contractors must check all dimensions on site. This drawing is protected by copyright.

ALL DIMENSIONS ARE SHOWN IN IMPERIAL.

CONSULTANT:
A|K F
ONE LIBERTY PLAZA, 165 BROADWAY, 22nd FLOOR
NEW YORK, NY 10006
T: 212.354.5656 F: 212.354.5668
Arlington / Detroit / Miami / Oslo / Minneapolis / New York
Philadelphia / Princeton / Visalia / Richmond / Stamford

PROJECT:

217 WEST 57TH STREET
NEW YORK, NY

DRAWING TITLE:

MECHANICAL
10th FLOOR PLAN - DUCTWORK

SEAL & SIGNATURE:

STATE OF NEW YORK · MICHAEL H. SCHMIDT · 075 · 01-09-2015 · LICENSED PROFESSIONAL ENGINEER

DATE:	04/04/14
PROJECT No:	Y130747-000
DRAWN: RC/AZ	REV:
CHK: PHS	9
SCALE: 1/8" = 1'-0"	
DWG No:	M-115.01
DOB PAGE No:	16 of 116

DOB EMPLOYEE STAMP:

DOB B-SCAN:

36" x 48" Arch E - SHEET SIZE
FILE NAME: C:\Revit Local Files\Y130747-000-AKF-865_MEP15-CENTRAL_jlangner.rvt
PLOT DATE: 9/18/2015 5:29:42 AM

DEPT OF BLDGS 121253525 Job Number
E364862738B1 Scan Code

36" x 48" Arch E - SHEET SIZE

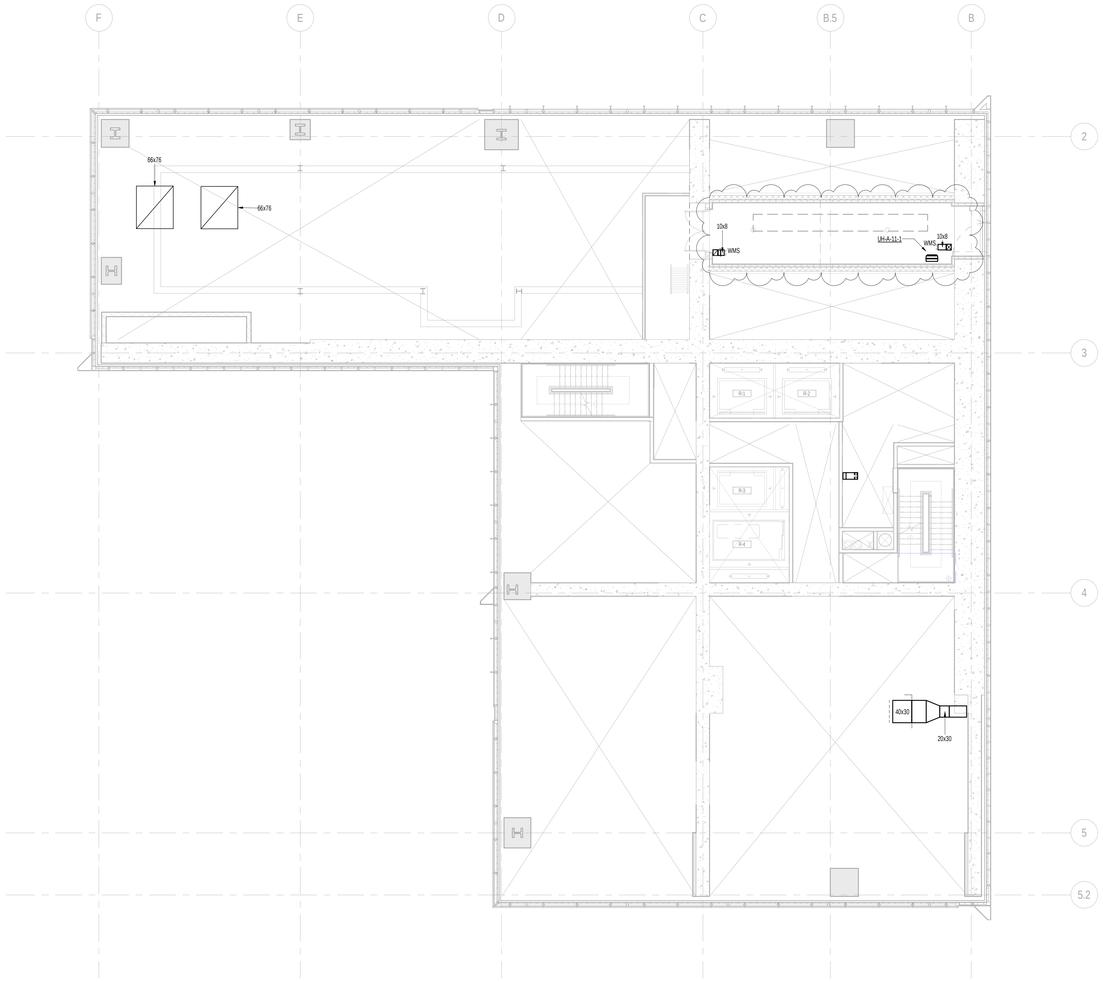

1 11th FLOOR BMU PLAN
SCALE: 1/8" = 1'-0"

KEY PLAN:

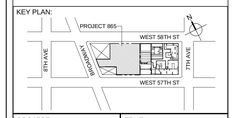

PROJECT NORTH

TRUE NORTH

DEVELOPER:
EXTELL DEVELOPMENT COMPANY
805 THIRD AVENUE, 7TH FLOOR
New York, NY 10022 USA
TEL: 212 712 6000 FAX: 212 712 6100

DESIGN ARCHITECT: Base Building Shell & Core
ADRIAN SMITH + GORDON GILL ARCHITECTURE
111 WEST MONROE STREET SUITE 2300
CHICAGO IL 60603
TEL: 312 920 1888 FAX: 312 920 1775

INTERIOR DESIGNER: Residential
Rottet Architecture and Design Studio, PLLC
298 Fifth Ave, 7th Floor
New York, NY 10001
TEL: 646 998 7000 FAX:

ARCHITECT OF RECORD:Base Building Shell, Core, & Residential
AAI ARCHITECTS, P.C.
401 Wellington St. W., 3rd Floor
Toronto, ON M5V 1E7 Canada
TEL: 416 967 1500 FAX: 416 967 7150

STRUCTURAL ENGINEERS:
WSP CANTOR SEINUK
228 EAST 45th Street
New York, NY 10017 USA
TEL: 212 687 9888 FAX: 646 487 5501

MEP ENGINEERS:
AKF GROUP
One Liberty Plaza, 165 Broadway, 22nd Floor
New York, NY 10006 USA
TEL: 212 354 5656 FAX: 212 354 5668

GEOTECHNICAL ENGINEERS:
Langan Engineering & Environmental Services
21 Penn Plaza - 360 West 31st Street, 8th Floor
New York, NY 10001-2727
TEL: 212 479 5400 FAX: 212 479 5444

CODE CONSULTANTS:
Construction Consulting Associates
100 Church Street
New York, NY 10007
TEL: 212 385 1818 FAX: 212 385 1911

CURTAINWALL CONSULTANT:
AJLP Consulting
40 Worth Street. Suite 826
New York, NY 10013
TEL: 212 757 5659 FAX: 646 219 8508

LANDMARK/PRESERVATION CONSULTANT:
Jan Hird Pokorny Associates, Inc.
39 West 37th Street, 12A
New York, NY 10018
TEL: 212 759 6462 FAX: 212 759 6540

No.	DESCRIPTION	DATE
1	ISSUED FOR SCHEMATIC DESIGN	04 APR 2014
2	ISSUED FOR DESIGN DEVLEOPMENT	01 JUL 2014
3	ISSUED FOR DESIGN DEVLEOPMENT	31 JUL 2014
4	CD PROGRESS ISSUE 1	15 OCT 2014
5	ISSUED FOR BID - MECHANICAL	15 OCT 2014
6	DOB SUBMISSION	19 DEC 2014
7	CD PROGRESS ISSUE 4	01 JUN 2015
8	CD PROGRESS ISSUE 5	10 AUG 2015
9	DOB AMENDMENT 2	18 SEP 2015

0 4' - 0" 8' - 0" 16' - 0"

Discrepancies must be reported immediately to the Architect before proceeding. Only figured dimensions are to be used. Contractors must check all dimensions on site. This drawing is protected by copyright.

ALL DIMENSIONS ARE SHOWN IN IMPERIAL.

CONSULTANT:
AKF
ONE LIBERTY PLAZA, 165 BROADWAY, 22nd FLOOR
NEW YORK, NY 10006
T: 212.354.5656 F: 212.354.5668
Abuja | Boise | Mexico City | Minneapolis | New York
Philadelphia | Houston | Fairfax | Kachkaz | Sanford

PROJECT:
217 WEST 57TH STREET
NEW YORK, NY

DRAWING TITLE:
MECHANICAL
11th FLOOR BMU PLAN - DUCTWORK

SEAL & SIGNATURE:

DATE:	04/04/14
PROJECT No:	Y130747-000
DRAWN: RC/AZ	REV: 9
CHK: PHS	
SCALE: 1/8" = 1'-0"	
DWG No:	**M-118.01**
DOB PAGE No:	18 of 116

DOB EMPLOYEE STAMP:

DOB B-SCAN:

FILE NAME: C:\Revit Local Files\Y130747-000-AKF-BBL_MEP15-CENTRAL_jlangner.rvt
PLOT DATE 8/18/2015 5:29:59 AM

DEPT OF BLDGS 121263635 Job Number
E303506395955 Scan Code

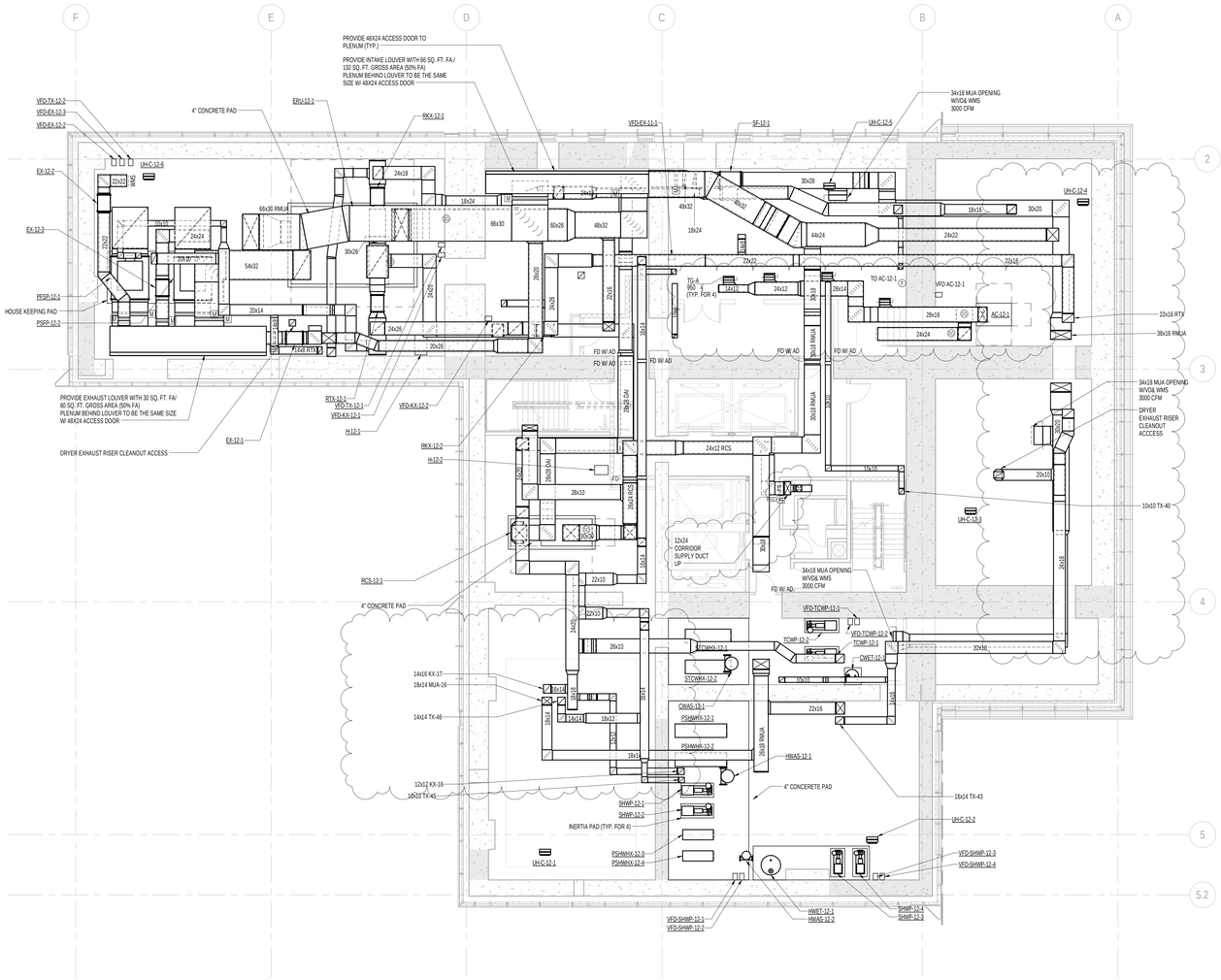

1 12th FLOOR PLAN
SCALE: 1/8" = 1'-0"

KEY PLAN:

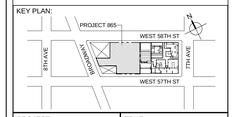

PROJECT NORTH

TRUE NORTH

DEVELOPER:
EXTELL DEVELOPMENT COMPANY
805 THIRD AVENUE, 7TH FLOOR
New York, NY 10022 USA
TEL: 212 712 6000 FAX: 212 712 6100

DESIGN ARCHITECT: Base Building Shell & Core
ADRIAN SMITH + GORDON GILL ARCHITECTURE
111 WEST MONROE STREET SUITE 2300
CHICAGO IL 60603
TEL: 312 920 1888 FAX: 312 920 1775

INTERIOR DESIGNER: Residential
Rottet Architecture and Design Studio, PLLC
298 Fifth Ave, 7th Floor
New York, NY 10001
TEL: 646 998 7000 FAX:

ARCHITECT OF RECORD:Base Building Shell, Core, & Residential
AAI ARCHITECTS, P.C.
401 Wellington St. W., 3rd Floor
Toronto, ON M5V 1E7 Canada
TEL: 416 967 1500 FAX: 416 967 7150

STRUCTURAL ENGINEERS:
WSP CANTOR SEINUK
228 EAST 45th Street
New York, NY 10017 USA
TEL: 212 687 9888 FAX: 646 487 5501

MEP ENGINEERS:
AKF GROUP
One Liberty Plaza, 165 Broadway, 22nd Floor
New York, NY 10006 USA
TEL: 212 354 5656 FAX: 212 354 5668

GEOTECHNICAL ENGINEERS:
Langan Engineering & Environmental Services
21 Penn Plaza - 360 West 31st Street, 8th Floor
New York, NY 10001-2727
TEL: 212 479 5400 FAX: 212 479 5444

CODE CONSULTANTS:
Construction Consulting Associates
100 Church Street
New York, NY 10007
TEL: 212 385 1818 FAX: 212 385 1911

CURTAINWALL CONSULTANT:
AJLP Consulting
40 Worth Street, Suite 826
New York, NY 10013
TEL: 212 757 5659 FAX: 646 219 8508

LANDMARK/PRESERVATION CONSULTANT:
Jan Hird Pokorny Associates, Inc.
39 West 37th Street, 12A
New York, NY 10018
TEL: 212 759 6462 FAX: 212 759 6540

No.	DESCRIPTION	DATE
1	DOB SUBMISSION	19 DEC 2014
2	CD PROGRESS ISSUE 3	09 MAR 2015
3	CD PROGRESS ISSUE 5	10 AUG 2015
4	DOB AMENDMENT 2	18 SEP 2015

0 4' - 0" 8' - 0" 16' - 0"

Discrepancies must be reported immediately to the Architect before proceeding. Only figured dimensions are to be used. Contractors must check all dimensions on site. This drawing is protected by copyright.

ALL DIMENSIONS ARE SHOWN IN IMPERIAL.

CONSULTANT:
AKF
ONE LIBERTY PLAZA, 165 BROADWAY, 22nd FLOOR
NEW YORK, NY 10006
T: 212.354.5656 F: 212.354.5668
Atlanta • Dallas • Miami • Orlando • Philadelphia • Washington
Philadelphia • Pittsburgh • Houston • Northeast • Southeast

PROJECT:
217 WEST 57TH STREET
NEW YORK, NY

DRAWING TITLE:
MECHANICAL
12th FLOOR PLAN - DUCTWORK

SEAL & SIGNATURE:

DATE:	12/08/14
PROJECT No:	V130747-000
DRAWN: RC/AZ	REV:
CHK: PHS	4
SCALE: 1/8" = 1'-0"	
DWG No:	M-119.01
DOB PAGE No:	19 of 116

DOB EMPLOYEE STAMP:

DOB B-SCAN:

36" x 48" Arch E SHEET SIZE
FILE NAME: C:\Revit Local Files\V130747-000-AAF-865_MEP15-CENTRAL_jlangner.rvt
PLOT DATE: 8/19/2015 5:30:11 AM

DEPT OF BUILDINGS 421263635 Job Number
ES10061799 Scan Code

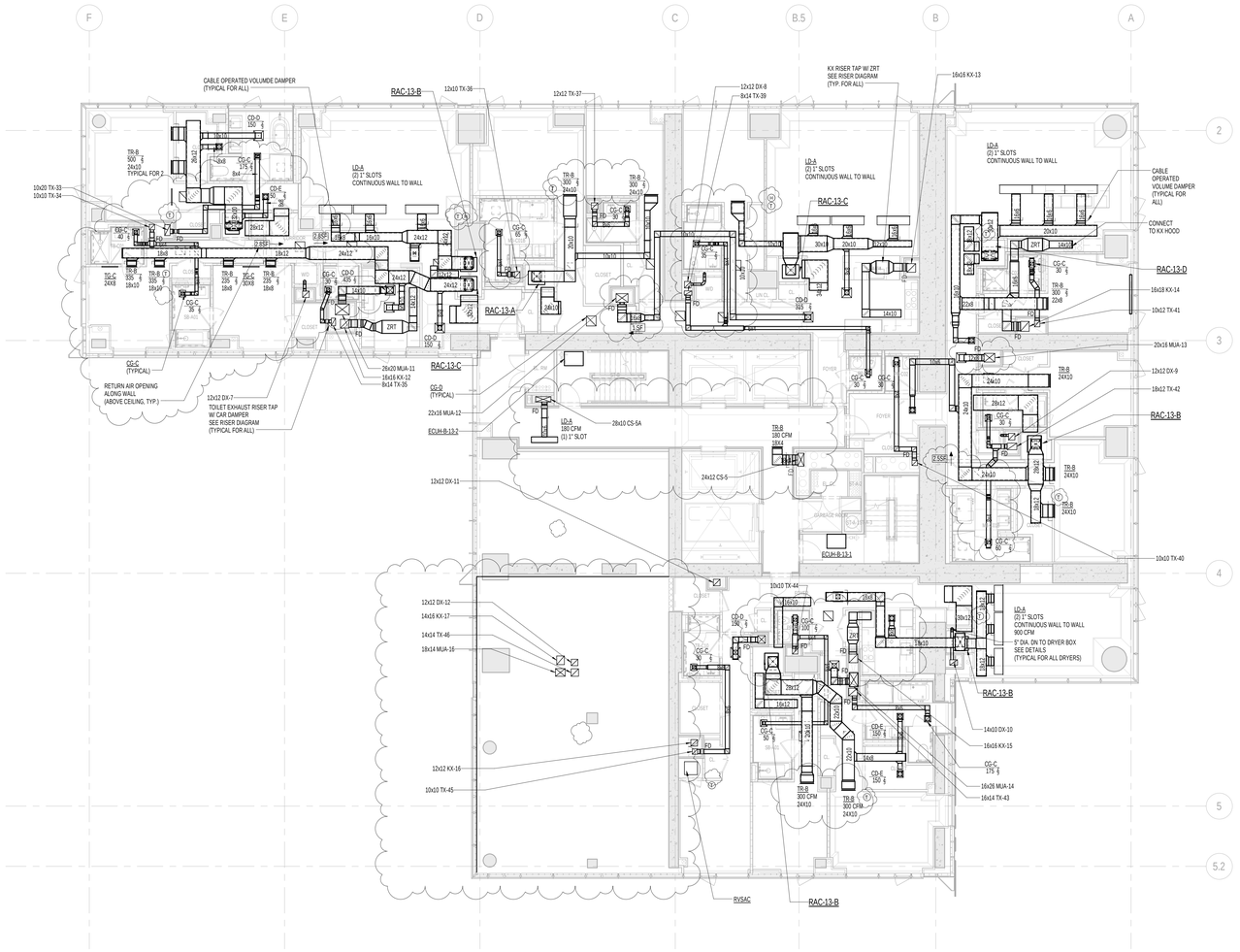

1 13th FLOOR PLAN
SCALE: 1/8" = 1'-0"



KEY PLAN:

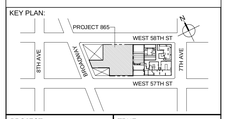

PROJECT NORTH

TRUE NORTH

DEVELOPER:
EXTELL DEVELOPMENT COMPANY
805 THIRD AVENUE, 7TH FLOOR
New York, NY 10022 USA
TEL: 212 712 6000 FAX: 212 712 6100

DESIGN ARCHITECT: Base Building Shell & Core
ADRIAN SMITH + GORDON GILL ARCHITECTURE
111 WEST MONROE STREET SUITE 2300
CHICAGO IL 60603
TEL: 312 920 1888 FAX: 312 920 1775

INTERIOR DESIGNER: Residential
Rottet Architecture and Design Studio, PLLC
298 Fifth Ave, 7th Floor
New York, NY 10001
TEL: 646 998 7000 FAX:

ARCHITECT OF RECORD:Base Building Shell, Core, & Residential
AAI ARCHITECTS, P.C.
401 Wellington St. W., 3rd Floor
Toronto, ON M5V 1E7 Canada
TEL: 416 967 1500 FAX: 416 967 7150

STRUCTURAL ENGINEERS:
WSP CANTOR SEINUK
228 EAST 45th Street
New York, NY 10017 USA
TEL: 212 687 9888 FAX: 646 487 5501

MEP ENGINEERS:
AKF GROUP
One Liberty Plaza, 165 Broadway, 22nd Floor
New York, NY 10006 USA
TEL: 212 354 5656 FAX: 212 354 5668

GEOTECHNICAL ENGINEERS:
Langan Engineering & Environmental Services
21 Penn Plaza - 360 West 31st Street, 8th Floor
New York, NY 10001-2727
TEL: 212 479 5400 FAX: 212 479 5444

CODE CONSULTANTS:
Construction Consulting Associates
100 Church Street
New York, NY 10007
TEL: 212 385 1818 FAX: 212 385 1911

CURTAINWALL CONSULTANT:
AJLP Consulting
40 Worth Street. Suite 826
New York, NY 10013
TEL: 212 757 5659 FAX: 646 219 8508

LANDMARK/PRESERVATION CONSULTANT:
Jan Hird Pokorny Associates, Inc.
39 West 37th Street, 12A
New York, NY 10018
TEL: 212 759 6462 FAX: 212 759 6540

No.	DESCRIPTION	DATE
1	ISSUED FOR SCHEMATIC DESIGN	04 APR 2014
2	ISSUED FOR DESIGN DEVLEOPMENT	01 JUL 2014
3	ISSUED FOR DESIGN DEVLEOPMENT	31 JUL 2014
4	CD PROGRESS ISSUE 1	15 OCT 2014
5	ISSUED FOR BID - MECHANICAL	15 OCT 2014
6	DOB SUBMISSION	19 DEC 2014
7	CD PROGRESS ISSUE 3	09 MAR 2015
8	CD PROGRESS ISSUE 4	01 JUN 2015
9	CD PROGRESS ISSUE 5	10 AUG 2015
10	DOB AMENDMENT 2	18 SEP 2015

0 4' - 0" 8' - 0" 16' - 0"

Discrepancies must be reported immediately to the Architect before proceeding. Only figured dimensions are to be used. Contractors must check all dimensions on site. This drawing is protected by copyright.

ALL DIMENSIONS ARE SHOWN IN IMPERIAL.

CONSULTANT:
AKF
ONE LIBERTY PLAZA, 165 BROADWAY, 22nd FLOOR
NEW YORK, NY 10006
T: 212.354.5656 F: 212.354.5668
Atlanta | Boston | Mexico City | Minneapolis | New York
Philadelphia | Princeton | Dublin | Hyderabad | Mumbai

PROJECT:
217 WEST 57TH STREET
NEW YORK, NY

DRAWING TITLE:
MECHANICAL
13th FLOOR PLAN - DUCTWORK

SEAL & SIGNATURE:

DATE:	04/04/14
PROJECT No:	Y130747-000
DRAWN: RC/AZ	REV:
CHK: PHS	10
SCALE: 1/8" = 1'-0"	
DWG No:	M-120.01
DOB PAGE No:	20 of 116

DOB EMPLOYEE STAMP:

DOB B-SCAN:

36" x 48" Arch E SHEET SIZE
FILE NAME: C:\Revit Local Files\Y130747-000-AKF-BIM_MEP15-CENTRAL_ibingner.rvt
PLOT DATE: 9/18/2015 5:30:26 AM

DEPT OF BLDGS 121282505 Job Number
E344413439 Scan Code

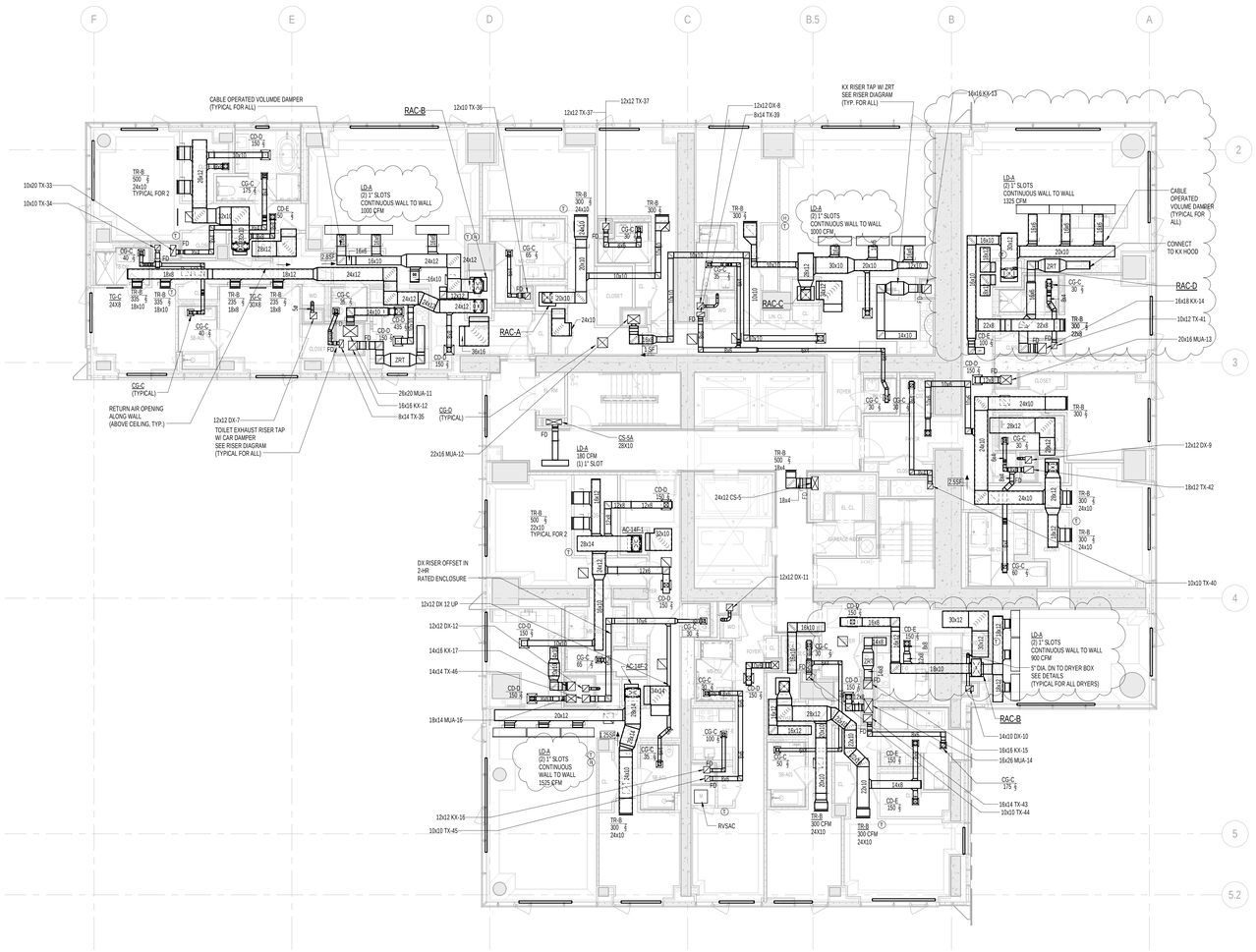

1 TYPICAL 14th-18th FLOOR PLANS
SCALE: 1/8" = 1'-0"

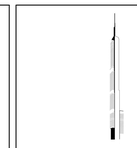

KEY PLAN:

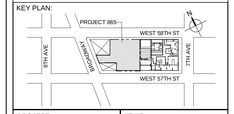

PROJECT NORTH

TRUE NORTH

DEVELOPER:
EXTELL DEVELOPMENT COMPANY
805 THIRD AVENUE, 7TH FLOOR
New York, NY 10022 USA
TEL: 212 712 6000 FAX: 212 712 6100

DESIGN ARCHITECT: Base Building Shell & Core
ADRIAN SMITH + GORDON GILL ARCHITECTURE
111 WEST MONROE STREET SUITE 2300
CHICAGO IL 60603
TEL: 312 920 1888 FAX: 312 920 1775

INTERIOR DESIGNER: Residential
Rottet Architecture and Design Studio, PLLC
298 Fifth Ave, 7th Floor
New York, NY 10001
TEL: 646 998 7000 FAX:

ARCHITECT OF RECORD:Base Building Shell, Core, & Residential
AAI ARCHITECTS, P.C.
401 Wellington St. W., 3rd Floor
Toronto, ON M5V 1E7 Canada
TEL: 416 967 1500 FAX: 416 967 7150

STRUCTURAL ENGINEERS:
WSP CANTOR SEINUK
228 EAST 45th Street
New York, NY 10017 USA
TEL: 212 687 9888 FAX: 646 487 5501

MEP ENGINEERS:
AKF GROUP
One Liberty Plaza, 165 Broadway, 22nd Floor
New York, NY 10006 USA
TEL: 212 354 5656 FAX: 212 354 5668

GEOTECHNICAL ENGINEERS:
Langan Engineering & Environmental Services
21 Penn Plaza - 360 West 31st Street, 8th Floor
New York, NY 10001-2727
TEL: 212 479 5400 FAX: 212 479 5444

CODE CONSULTANTS:
Construction Consulting Associates
100 Church Street
New York, NY 10007
TEL: 212 385 1818 FAX: 212 385 1911

CURTAINWALL CONSULTANT:
AJLP Consulting
40 Worth Street. Suite 826
New York, NY 10013
TEL: 212 757 5659 FAX: 646 219 8508

LANDMARK/PRESERVATION CONSULTANT:
Jan Hird Pokorny Associates, Inc.
39 West 37th Street, 12A
New York, NY 10018
TEL: 212 759 6462 FAX: 212 759 6540
TEL: 212 759 6462 FAX: 212 759 6540

No.	DESCRIPTION	DATE
1	CD PROGRESS ISSUE 5	10 AUG 2015
2	DOB AMENDMENT 2	18 SEP 2015

0 4' - 0" 8' - 0" 16' - 0"

Discrepancies must be reported immediately to the Architect before proceeding. Only figured dimensions are to be used. Contractors must check all dimensions on site. This drawing is protected by copyright.

ALL DIMENSIONS ARE SHOWN IN IMPERIAL.

CONSULTANT:
AKF
ONE LIBERTY PLAZA, 165 BROADWAY, 22nd FLOOR
NEW YORK, NY 10006
T: 212.354.5656 F: 212.354.5668
Arlington | Boston | Mexico City | Minneapolis | New York
Philadelphia | Princeton | Austin | Manchester | Stamford

PROJECT:
217 WEST 57TH STREET
NEW YORK, NY

DRAWING TITLE:
MECHANICAL
14th FLOOR PLAN - DUCTWORK
(TYPICAL 14th-18th FLOORS)

SEAL & SIGNATURE:

DATE:	08/05/15
PROJECT No:	Y130747-000
DRAWN: AZ	REV:
CHK: PHS	2
SCALE: 1/8" = 1'-0"	
DWG No:	M-121.01
DOB PAGE No:	of

DOB EMPLOYEE STAMP:

DOB B-SCAN:

36" x 48" Arch E - SHEET SIZE
FILE NAME: C:\Revit Local Files\Y130747-000-AAF-865_MEP15-CENTRAL_jlangner.rvt
PLOT DATE: 9/18/2015 8:36:42 AM

DEPT OF BLDGS 121263635 Job Number
E500460120955 Scan Code

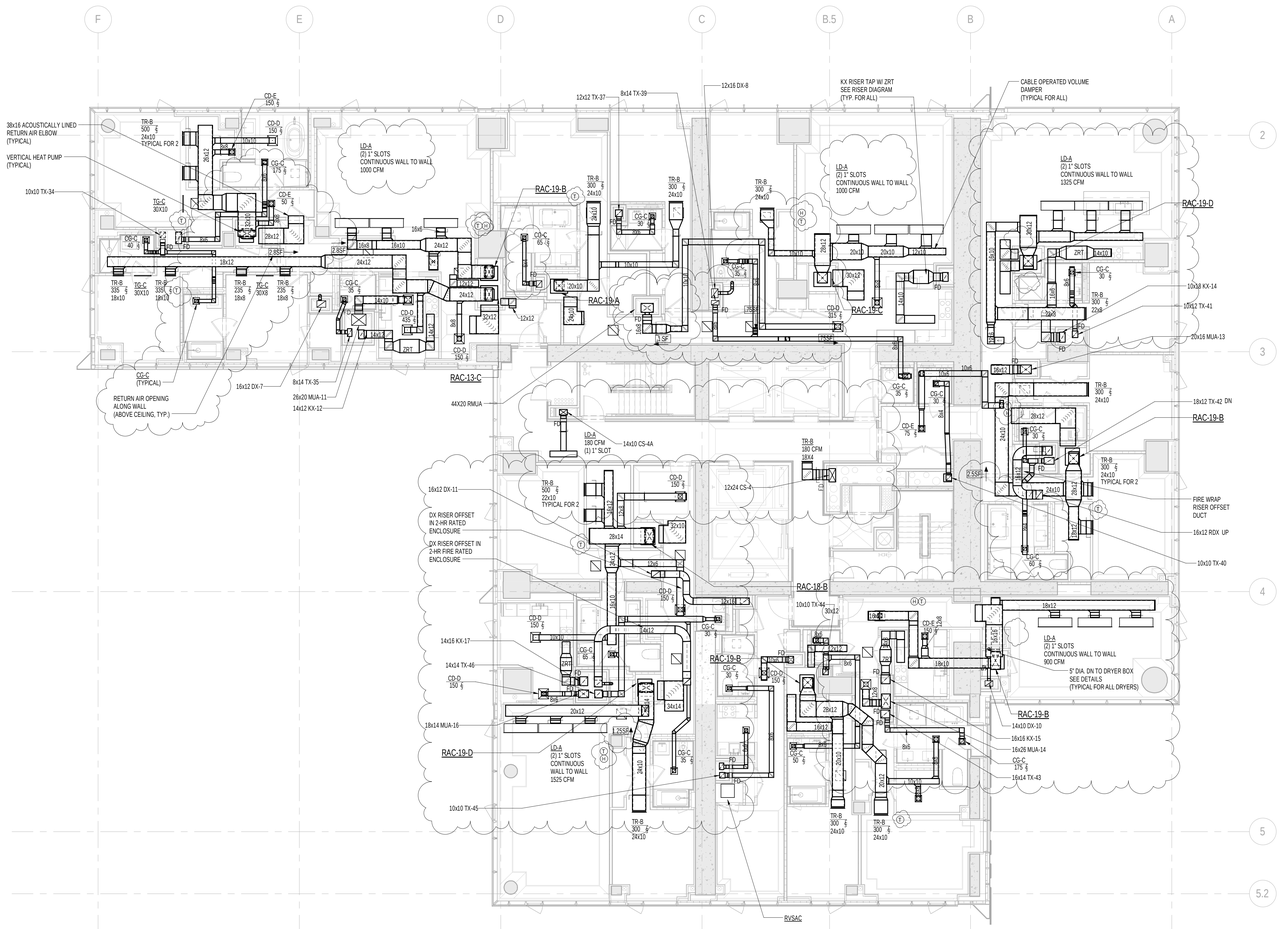

1 19th FLOOR PLAN
SCALE: 1/8" = 1'-0"

KEY PLAN:

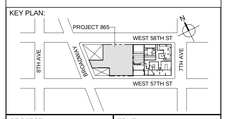

PROJECT NORTH

TRUE NORTH

DEVELOPER:
EXTELL DEVELOPMENT COMPANY
805 THIRD AVENUE, 7TH FLOOR
New York, NY 10022 USA
TEL: 212 712 6000 FAX: 212 712 6100

DESIGN ARCHITECT: Base Building Shell & Core
ADRIAN SMITH + GORDON GILL ARCHITECTURE
111 WEST MONROE STREET SUITE 2300
CHICAGO IL 60603
TEL: 312 920 1888 FAX: 312 920 1775

INTERIOR DESIGNER: Residential
Rottet Architecture and Design Studio, PLLC
298 Fifth Ave, 7th Floor
New York, NY 10001
TEL: 646 998 7000 FAX:

ARCHITECT OF RECORD:Base Building Shell, Core, & Residential
AAI ARCHITECTS, P.C.
401 Wellington St. W., 3rd Floor
Toronto, ON M5V 1E7 Canada
TEL: 416 967 1500 FAX: 416 967 7150

STRUCTURAL ENGINEERS:
WSP CANTOR SEINUK
228 EAST 45th Street
New York, NY 10017 USA
TEL: 212 687 9888 FAX: 646 487 5501

MEP ENGINEERS:
AKF GROUP
One Liberty Plaza, 165 Broadway, 22nd Floor
New York, NY 10006 USA
TEL: 212 354 5656 FAX: 212 354 5668

GEOTECHNICAL ENGINEERS:
Langan Engineering & Environmental Services
21 Penn Plaza - 360 West 31st Street, 8th Floor
New York, NY 10001-2727
TEL: 212 479 5400 FAX: 212 479 5444

CODE CONSULTANTS:
Construction Consulting Associates
100 Church Street
New York, NY 10007
TEL: 212 385 1818 FAX: 212 385 1911

CURTAINWALL CONSULTANT:
AJLP Consulting
40 Worth Street, Suite 826
New York, NY 10013
TEL: 212 757 5659 FAX: 646 219 8508

LANDMARK/PRESERVATION CONSULTANT:
Jan Hird Pokorny Associates, Inc.
39 West 37th Street, 12A
New York, NY 10018
TEL: 212 759 6462 FAX: 212 759 6540

No.	DESCRIPTION	DATE
1	CD PROGRESS ISSUE 3	09 MAR 15
2	CD PROGRESS ISSUE 4	01 JUN 2015
3	CD PROGRESS ISSUE 5	10 AUG 2015
4	DOB AMENDMENT 2	18 SEP 2015

0 4'-0" 8'-0" 16'-0"

Discrepancies must be reported immediately to the Architect before proceeding. Only figured dimensions are to be used. Contractors must check all dimensions on site. This drawing is protected by copyright.

ALL DIMENSIONS ARE SHOWN IN IMPERIAL.

CONSULTANT:
AKF
ONE LIBERTY PLAZA, 165 BROADWAY, 22nd FLOOR
NEW YORK, NY 10006
T: 212.354.5656 F: 212.354.5668
Arlington / Boston / Kansas City / Minneapolis / New York
Philadelphia / Princeton / Puebla / Rochester / Sterlingt

PROJECT:
217 WEST 57TH STREET
NEW YORK, NY

DRAWING TITLE:
MECHANICAL
19th FLOOR PLAN - DUCTWORK

SEAL & SIGNATURE:

STATE OF NEW YORK · PHILIP H. SCHMIDT · 081 097139 · LICENSED PROFESSIONAL ENGINEER

DATE:	03/09/15
PROJECT No:	Y130747-000
DRAWN: RC	REV: 4
CHK: PHS	
SCALE: 1/8" = 1'-0"	
DWG No:	M-126.01
DOB PAGE No:	of 116

DOB EMPLOYEE STAMP:

DOB B-SCAN:

36" x 48" Arch E SHEET SIZE
FILE NAME: C:\Bim\Local Files\Y130747-000-AKF-865_MEP15-CENTRAL_jlangner.rvt
PLOT DATE: 9/18/2015 5:31:19 AM

DEPT OF BUILDINGS 421268305 Job Number
E320531372 Scan Code

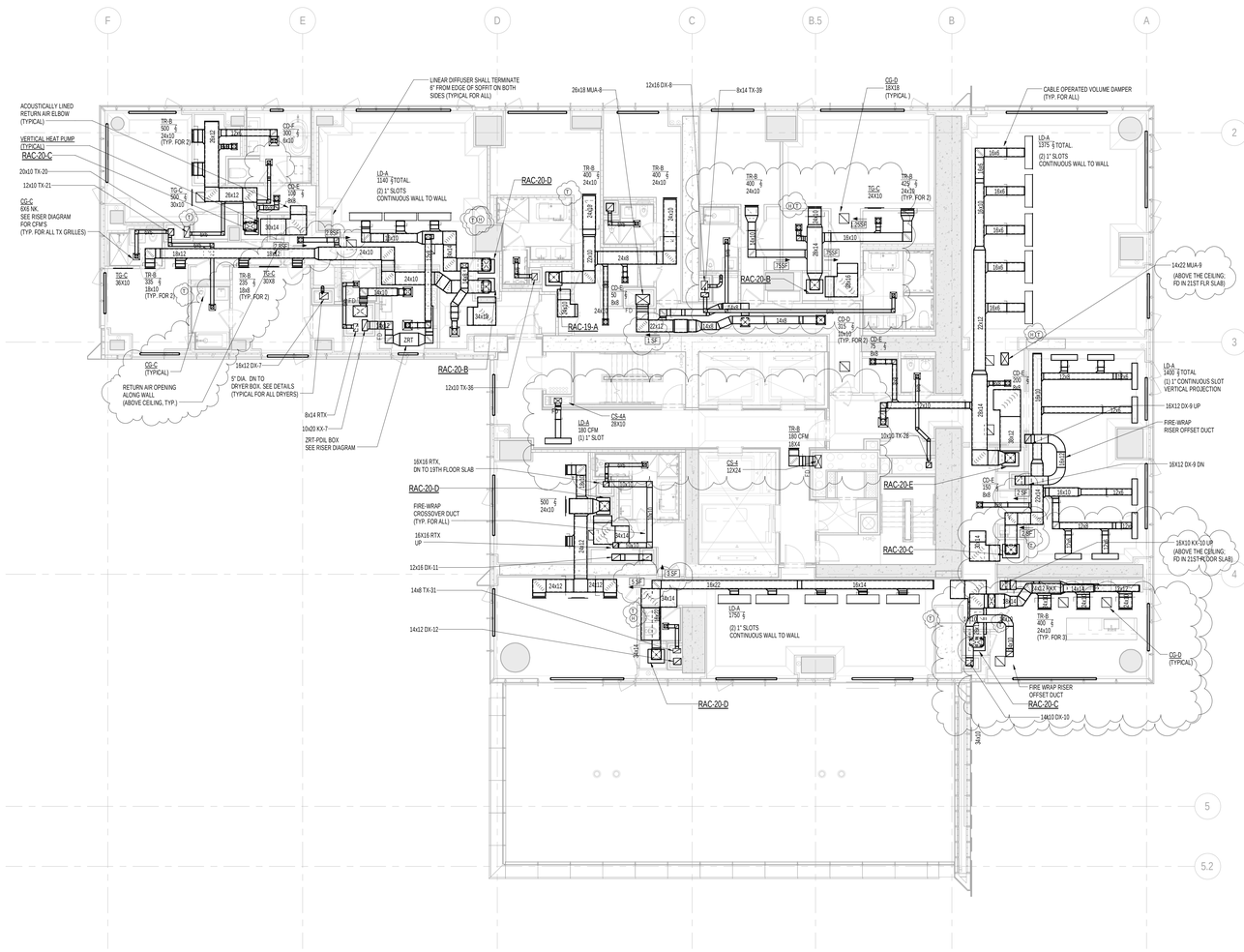

1 20th FLOOR PLAN
SCALE: 1/8" = 1'-0"



KEY PLAN:

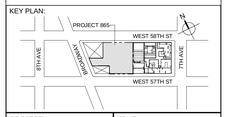

PROJECT NORTH

TRUE NORTH

DEVELOPER:
EXTELL DEVELOPMENT COMPANY
805 THIRD AVENUE, 7TH FLOOR
New York, NY 10022 USA
TEL: 212 712 6000 FAX: 212 712 6100

DESIGN ARCHITECT: Base Building Shell & Core
ADRIAN SMITH + GORDON GILL ARCHITECTURE
111 WEST MONROE STREET SUITE 2300
CHICAGO IL 60603
TEL: 312 920 1888 FAX: 312 920 1775

INTERIOR DESIGNER: Residential
Rottet Architecture and Design Studio, PLLC
298 Fifth Ave, 7th Floor
New York, NY 10001
TEL: 646 998 7000 FAX:

ARCHITECT OF RECORD:Base Building Shell, Core, & Residential
AAI ARCHITECTS, P.C.
401 Wellington St. W., 3rd Floor
Toronto, ON M5V 1E7 Canada
TEL: 416 967 1500 FAX: 416 967 7150

STRUCTURAL ENGINEERS:
WSP CANTOR SEINUK
228 EAST 45th Street
New York, NY 10017 USA
TEL: 212 687 9888 FAX: 646 487 5501

MEP ENGINEERS:
AKF GROUP
One Liberty Plaza, 165 Broadway, 22nd Floor
New York, NY 10006 USA
TEL: 212 354 5656 FAX: 212 354 5668

GEOTECHNICAL ENGINEERS:
Langan Engineering & Environmental Services
21 Penn Plaza - 360 West 31st Street, 8th Floor
New York, NY 10001-2727
TEL: 212 479 5400 FAX: 212 479 5444

CODE CONSULTANTS:
Construction Consulting Associates
100 Church Street
New York, NY 10007
TEL: 212 385 1818 FAX: 212 385 1911

CURTAINWALL CONSULTANT:
AJLP Consulting
40 Worth Street. Suite 826
New York, NY 10013
TEL: 212 757 5659 FAX: 646 219 8508

LANDMARK/PRESERVATION CONSULTANT:
Jan Hird Pokorny Associates, Inc.
39 West 37th Street, 12A
New York, NY 10018
TEL: 212 759 6462 FAX: 212 759 6540

No.	DESCRIPTION	DATE
1	ISSUED FOR SCHEMATIC DESIGN	04 APR 2014
2	ISSUED FOR DESIGN DEVELOPMENT	01 JUL 2014
3	ISSUED FOR DESIGN DEVELOPMENT	31 JUL 2014
4	CD PROGRESS ISSUE 1	15 OCT 2014
5	ISSUED FOR BID - MECHANICAL	15 OCT 2014
6	DOB SUBMISSION	19 DEC 2014
7	CD PROGRESS ISSUE 3	09 MAR 2015
8	CD PROGRESS ISSUE 4	01 JUN 2015
9	CD PROGRESS ISSUE 5	10 AUG 2015
10	DOB AMENDMENT 2	18 SEP 2015

0 4' - 0" 8' - 0" 16' - 0"

Discrepancies must be reported immediately to the Architect before proceeding. Only figured dimensions are to be used. Contractors must check all dimensions on site. This drawing is protected by copyright.

ALL DIMENSIONS ARE SHOWN IN IMPERIAL.

CONSULTANT:
AKF
ONE LIBERTY PLAZA, 165 BROADWAY, 22nd FLOOR
NEW YORK, NY 10006
T: 212.354.5656 F: 212.354.5668
Arlington / Boston / Chicago / Los Angeles / New York
Philadelphia / Princeton / Toronto / Rochester / Deerfield

PROJECT:

217 WEST 57TH STREET
NEW YORK, NY

DRAWING TITLE:

MECHANICAL
20th FLOOR PLAN - DUCTWORK

SEAL & SIGNATURE:

STATE OF NEW YORK · CHRISTOPHER C. MCGINN · 81-09139 · LICENSED PROFESSIONAL ENGINEER

DATE:	04/04/14
PROJECT No:	Y130747-000
DRAWN: RC/AZ	REV: 10
CHK: PHS	
SCALE: 1/8" = 1'-0"	
DWG No:	**M-127.01**
DOB PAGE No:	21 of 116

DOB EMPLOYEE STAMP:

DOB B-SCAN:

36" x 48" Arch E - SHEET SIZE
FILE NAME: C:\Revit Local Files\Y130747-000-AKF-865_MEPS-CENTRAL_Jangwon.rvt
PLOT DATE: 9/15/2015 11:35:25 AM

36" x 48" Arch E -SHEET SIZE
DEPT OF BLDGS121328205 Job Number
ES163473476 Scan Code

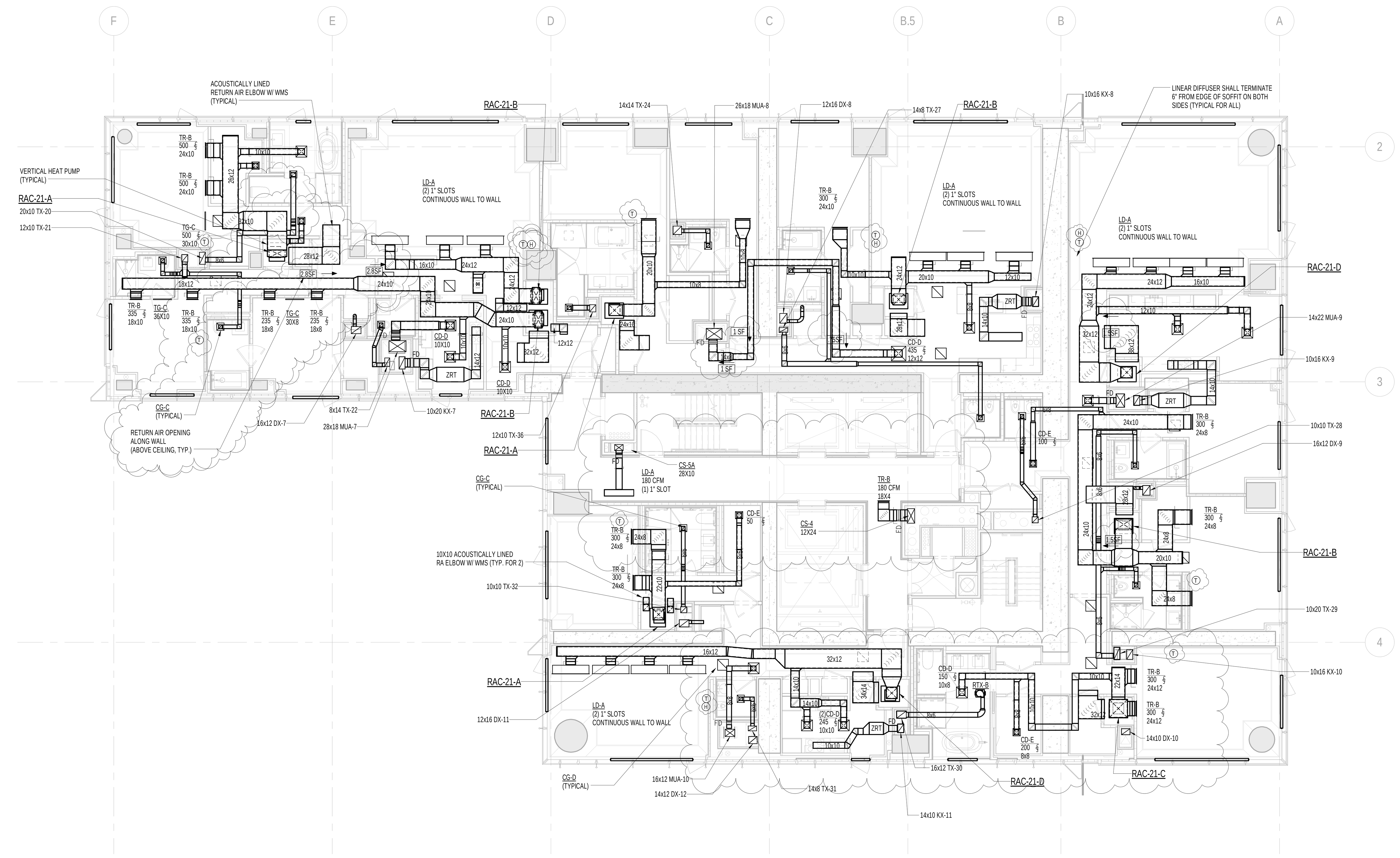

1 TYPICAL 21st-25th FLOOR PLANS
SCALE: 1/8" = 1'-0"

FILE NAME: C:\Revit Local Files\Y130747-000-AKF-865_MEP15-CENTRAL_jlangner.rvt
PLOT DATE: 9/19/2015 5:31:40 AM

KEY PLAN:
PROJECT 865
WEST 58TH ST
WEST 57TH ST
8TH AVE
BROADWAY
7TH AVE

PROJECT NORTH
TRUE NORTH

DEVELOPER:
EXTELL DEVELOPMENT COMPANY
805 THIRD AVENUE, 7TH FLOOR
New York, NY 10022 USA
TEL: 212 712 6000 FAX: 212 712 6100

DESIGN ARCHITECT: Base Building Shell & Core
ADRIAN SMITH + GORDON GILL ARCHITECTURE
111 WEST MONROE STREET SUITE 2300
CHICAGO IL 60603
TEL: 312 920 1888 FAX: 312 920 1775

INTERIOR DESIGNER: Residential
Rottet Architecture and Design Studio, PLLC
298 Fifth Ave, 7th Floor
New York, NY 10001
TEL: 646 998 7000 FAX:

ARCHITECT OF RECORD: Base Building Shell, Core, & Residential
AAI ARCHITECTS, P.C.
401 Wellington St. W., 3rd Floor
Toronto, ON M5V 1E7 Canada
TEL: 416 967 1500 FAX: 416 967 7150

STRUCTURAL ENGINEERS:
WSP CANTOR SEINUK
228 EAST 45th Street
New York, NY 10017 USA
TEL: 212 687 9888 FAX: 646 487 5501

MEP ENGINEERS:
AKF GROUP
One Liberty Plaza, 165 Broadway, 22nd Floor
New York, NY 10006 USA
TEL: 212 354 5656 FAX: 212 354 5668

GEOTECHNICAL ENGINEERS:
Langan Engineering & Environmental Services
21 Penn Plaza - 360 West 31st Street, 8th Floor
New York, NY 10001-2727
TEL: 212 479 5400 FAX: 212 479 5444

CODE CONSULTANTS:
Construction Consulting Associates
100 Church Street
New York, NY 10007
TEL: 212 385 1818 FAX: 212 385 1911

CURTAINWALL CONSULTANT:
AJLP Consulting
40 Worth Street. Suite 826
New York, NY 10013
TEL: 212 757 5659 FAX: 646 219 8508

LANDMARK/PRESERVATION CONSULTANT:
Jan Hird Pokorny Associates, Inc.
39 West 37th Street, 12A
New York, NY 10018
TEL: 212 759 6462 FAX: 212 759 6540

No.	DESCRIPTION	DATE
1	CD PROGRESS ISSUE 4	01 JUN 2015
2	CD PROGRESS ISSUE 5	10 AUG 2015
3	DOB AMENDMENT 2	18 SEP 2015

0 4' - 0" 8' - 0" 16' - 0"

Discrepancies must be reported immediately to the Architect before proceeding. Only figured dimensions are to be used. Contractors must check all dimensions on site. This drawing is protected by copyright.

ALL DIMENSIONS ARE SHOWN IN IMPERIAL.

CONSULTANT:
AKF
ONE LIBERTY PLAZA, 165 BROADWAY, 22nd FLOOR
NEW YORK, NY 10006
T: 212.354.5656 F: 212.354.5668
Arlington / Boston / Mexico City / Minneapolis / New York
Philadelphia / Princeton / Puebla / Rochester / Stamford

PROJECT:
217 WEST 57TH STREET
NEW YORK, NY

DRAWING TITLE:
MECHANICAL
21st FLOOR PLAN - DUCTWORK
(TYPICAL 21st-25th FLOORS)

SEAL & SIGNATURE:
STATE OF NEW YORK · CHRISTOPHER O. McHUGH · No. 073130 · LICENSED PROFESSIONAL ENGINEER

DATE:	06/01/15
PROJECT No:	Y130747-000
DRAWN: RC/AZ	REV: 3
CHK: PHS	
SCALE: 1/8" = 1'-0"	
DWG No:	**M-128.01**
DOB PAGE No:	22 of 116

DOB EMPLOYEE STAMP:
DOB B-SCAN:

DEPT OF BLDGS 121263435 Job Number
E300242599 Scan Code

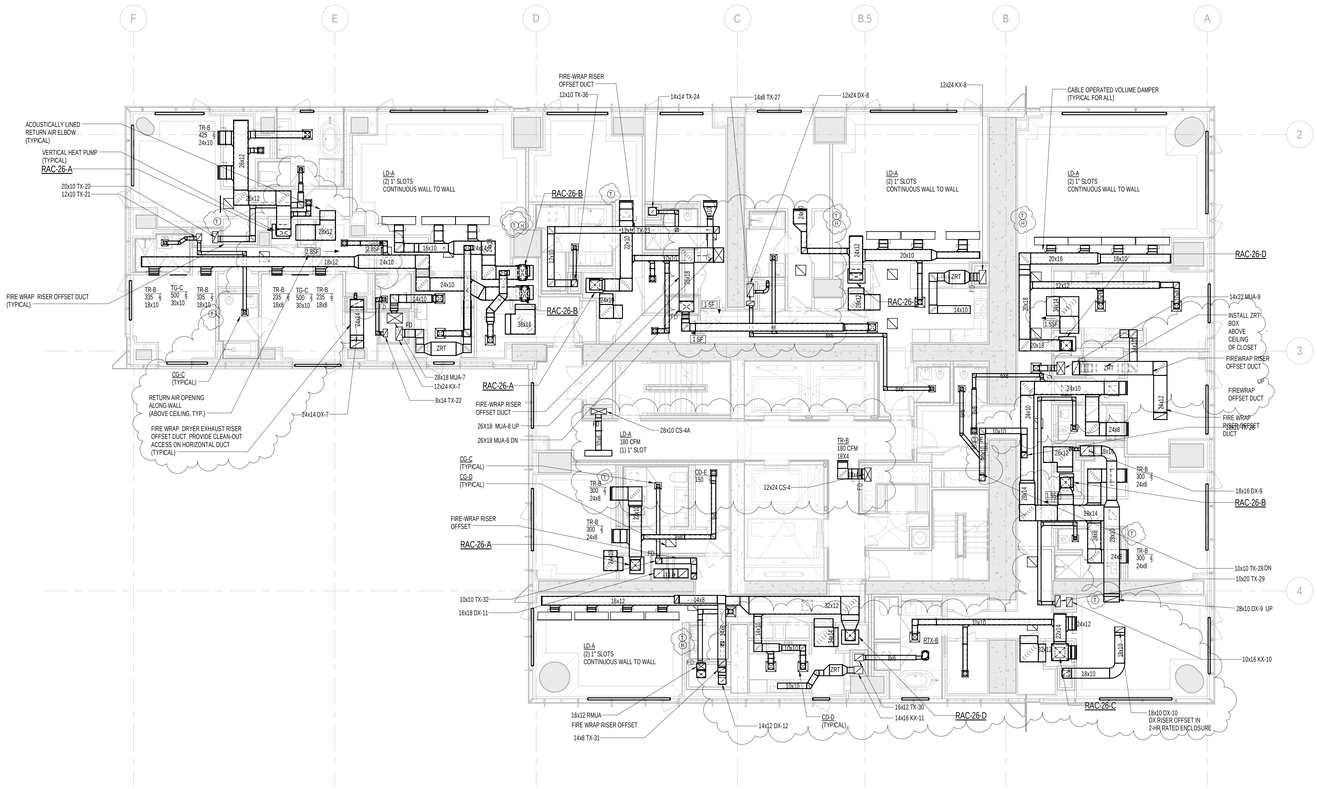

1 26th FLOOR PLAN
SCALE: 1/8" = 1'-0"

KEY PLAN:

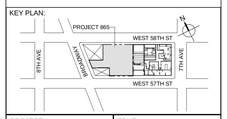

PROJECT NORTH

TRUE NORTH

DEVELOPER:
EXTELL DEVELOPMENT COMPANY
805 THIRD AVENUE, 7TH FLOOR
New York, NY 10022 USA
TEL: 212 712 6000 FAX: 212 712 6100

DESIGN ARCHITECT: Base Building Shell & Core
ADRIAN SMITH + GORDON GILL ARCHITECTURE
111 WEST MONROE STREET SUITE 2300
CHICAGO IL 60603
TEL: 312 920 1888 FAX: 312 920 1775

INTERIOR DESIGNER: Residential
Rottet Architecture and Design Studio, PLLC
298 Fifth Ave, 7th Floor
New York, NY 10001
TEL: 646 998 7000 FAX:

ARCHITECT OF RECORD:Base Building Shell, Core, & Residential
AAI ARCHITECTS, P.C.
401 Wellington St. W., 3rd Floor
Toronto, ON M5V 1E7 Canada
TEL: 416 967 1500 FAX: 416 967 7150

STRUCTURAL ENGINEERS:
WSP CANTOR SEINUK
228 EAST 45th Street
New York, NY 10017 USA
TEL: 212 687 9888 FAX: 646 487 5501

MEP ENGINEERS:
AKF GROUP
One Liberty Plaza, 165 Broadway, 22nd Floor
New York, NY 10006 USA
TEL: 212 354 5656 FAX: 212 354 5668

GEOTECHNICAL ENGINEERS:
Langan Engineering & Environmental Services
21 Penn Plaza - 360 West 31st Street, 8th Floor
New York, NY 10001-2727
TEL: 212 479 5400 FAX: 212 479 5444

CODE CONSULTANTS:
Construction Consulting Associates
100 Church Street
New York, NY 10007
TEL: 212 385 1818 FAX: 212 385 1911

CURTAINWALL CONSULTANT:
AJLP Consulting
40 Worth Street. Suite 826
New York, NY 10013
TEL: 212 757 5659 FAX: 646 219 8508

LANDMARK/PRESERVATION CONSULTANT:
Jan Hird Pokorny Associates, Inc.
39 West 37th Street, 12A
New York, NY 10018
TEL: 212 759 6462 FAX: 212 759 6540

No.	DESCRIPTION	DATE
1	ISSUED FOR SCHEMATIC DESIGN	04 APR 2014
2	ISSUED FOR DESIGN DEVELOPMENT	01 JUL 2014
3	ISSUED FOR DESIGN DEVELOPMENT	31 JUL 2014
4	CD PROGRESS ISSUE 1	15 OCT 2014
5	ISSUED FOR BID - MECHANICAL	15 OCT 2014
6	DOB SUBMISSION	19 DEC 2014
7	CD PROGRESS ISSUE 3	09 MAR 2015
8	CD PROGRESS ISSUE 4	01 JUN 2015
9	CD PROGRESS ISSUE 5	10 AUG 2015
10	DOB AMENDMENT 2	18 SEP 2015

0 4'-0" 8'-0" 16'-0"

Discrepancies must be reported immediately to the Architect before proceeding. Only figured dimensions are to be used. Contractors must check all dimensions on site. This drawing is protected by copyright.

ALL DIMENSIONS ARE SHOWN IN IMPERIAL.

CONSULTANT:
AKF
ONE LIBERTY PLAZA, 165 BROADWAY, 22nd FLOOR
NEW YORK, NY 10006
T: 212.354.5656 F: 212.354.5668
Arlington / Boston / Mexico City / Minneapolis / New York
Philadelphia / Princeton / Toronto / Vancouver / Zurich

PROJECT:

217 WEST 57TH STREET
NEW YORK, NY

DRAWING TITLE:

MECHANICAL
26th FLOOR PLAN - DUCTWORK

SEAL & SIGNATURE:

STATE OF NEW YORK · STEPHEN H. MAYER · No. 075135 · LICENSED PROFESSIONAL ENGINEER

DATE:	04/04/14
PROJECT No:	Y130747-000
DRAWN: RC/AZ	REV: 10
CHK: PHS	
SCALE: 1/8" = 1'-0"	
DWG No:	M-132.01
DOB PAGE No:	23 of 116

DOB EMPLOYEE STAMP:

DOB B-SCAN:

36" x 48" Arch E - SHEET SIZE
FILE NAME: C:\Users\Local Files\Y130747-000-AKF-865_MEP15-CENTRAL_jangmar.rvt
PLOT DATE: 9/18/2015 5:12:35 AM

DEPT OF BLDGS 121282505 Job Number
E381159021 Scan Code

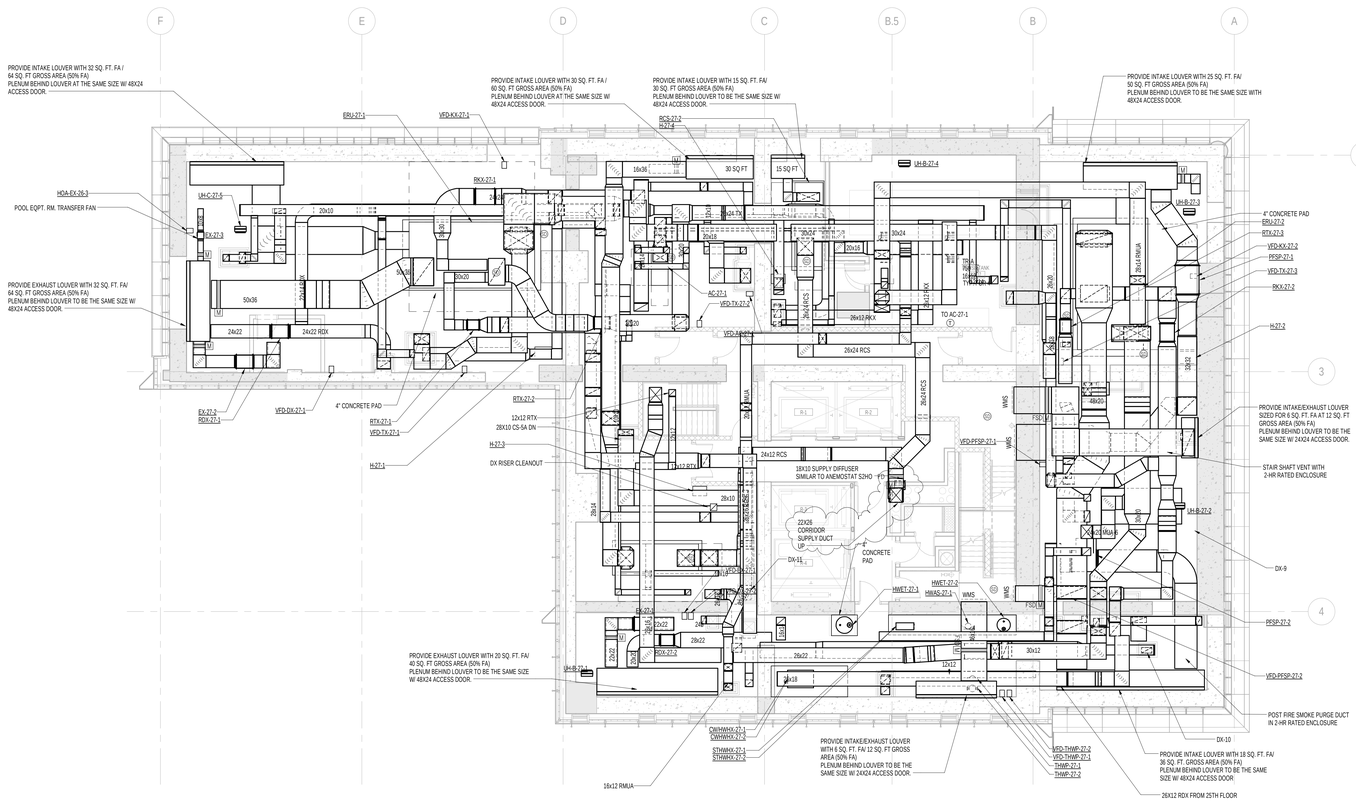

1 27th FLOOR PLAN
SCALE: 1/8" = 1'-0"

KEY PLAN:

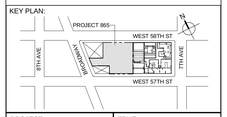

PROJECT NORTH | TRUE NORTH

DEVELOPER:
EXTELL DEVELOPMENT COMPANY
805 THIRD AVENUE, 7TH FLOOR
New York, NY 10022 USA
TEL: 212 712 6000 FAX: 212 712 6100

DESIGN ARCHITECT: Base Building Shell & Core
ADRIAN SMITH + GORDON GILL ARCHITECTURE
111 WEST MONROE STREET SUITE 2300
CHICAGO IL 60603
TEL: 312 920 1888 FAX: 312 920 1775

INTERIOR DESIGNER: Residential
Rottet Architecture and Design Studio, PLLC
298 Fifth Ave, 7th Floor
New York, NY 10001
TEL: 646 998 7000 FAX:

ARCHITECT OF RECORD:Base Building Shell, Core, & Residential
AAI ARCHITECTS, P.C.
401 Wellington St. W., 3rd Floor
Toronto, ON M5V 1E7 Canada
TEL: 416 967 1500 FAX: 416 967 7150

STRUCTURAL ENGINEERS:
WSP CANTOR SEINUK
228 EAST 45th Street
New York, NY 10017 USA
TEL: 212 687 9888 FAX: 646 487 5501

MEP ENGINEERS:
AKF GROUP
One Liberty Plaza, 165 Broadway, 22nd Floor
New York, NY 10006 USA
TEL: 212 354 5656 FAX: 212 354 5668

GEOTECHNICAL ENGINEERS:
Langan Engineering & Environmental Services
21 Penn Plaza - 360 West 31st Street, 8th Floor
New York, NY 10001-2727
TEL: 212 479 5400 FAX: 212 479 5444

CODE CONSULTANTS:
Construction Consulting Associates
100 Church Street
New York, NY 10007
TEL: 212 385 1818 FAX: 212 385 1911

CURTAINWALL CONSULTANT:
AJLP Consulting
40 Worth Street. Suite 826
New York, NY 10013
TEL: 212 757 5659 FAX: 646 219 8508

LANDMARK/PRESERVATION CONSULTANT:
Jan Hird Pokorny Associates, Inc.
39 West 37th Street, 12A
New York, NY 10018
TEL: 212 759 6462 FAX: 212 759 6540

No.	DESCRIPTION	DATE
1	ISSUED FOR SCHEMATIC DESIGN	04 APR 2014
2	ISSUED FOR DESIGN DEVELOPMENT	01 JUL 2014
3	ISSUED FOR DESIGN DEVELOPMENT	31 JUL 2014
4	CD PROGRESS ISSUE 1	15 OCT 2014
5	ISSUED FOR BID - MECHANICAL	15 OCT 2014
6	DOB SUBMISSION	19 DEC 2014
7	CD PROGRESS ISSUE 4	01 JUN 2015
8	CD PROGRESS ISSUE 5	10 AUG 2015
9	DOB AMENDMENT 2	18 SEP 2015

0 4'-0" 8'-0" 16'-0"

Discrepancies must be reported immediately to the Architect before proceeding. Only figured dimensions are to be used. Contractors must check all dimensions on site. This drawing is protected by copyright.

ALL DIMENSIONS ARE SHOWN IN IMPERIAL.

CONSULTANT:
AKF
ONE LIBERTY PLAZA, 165 BROADWAY, 22nd FLOOR
NEW YORK, NY 10006
T: 212.354.5656 F: 212.354.5668
Arlington / Denver / Mexico City / Minneapolis / New York
Philadelphia / Houston / Fairfax / Rochester / Stamford

PROJECT:
217 WEST 57TH STREET
NEW YORK, NY

DRAWING TITLE:
MECHANICAL
27th FLOOR PLAN - DUCTWORK

SEAL & SIGNATURE:

DATE:	04/04/14
PROJECT No:	Y130747-000
DRAWN: RC/AZ	REV: 9
CHK: PHS	
SCALE: 1/8" = 1'-0"	
DWG No:	**M-133.01**
DOB PAGE No:	24 of 116

DOB EMPLOYEE STAMP: DOB B-SCAN:

36" x 48" Arch E - SHEET SIZE
FILE NAME: C:\Revit Local Files\Y130747-000-AKF-865_MEP15-CENTRAL_jlangner.rvt
PLOT DATE: 9/18/2015 5:32:37 AM

DEPT OF BLDGS 121263635 Job Number
E500412043IS Scan Code

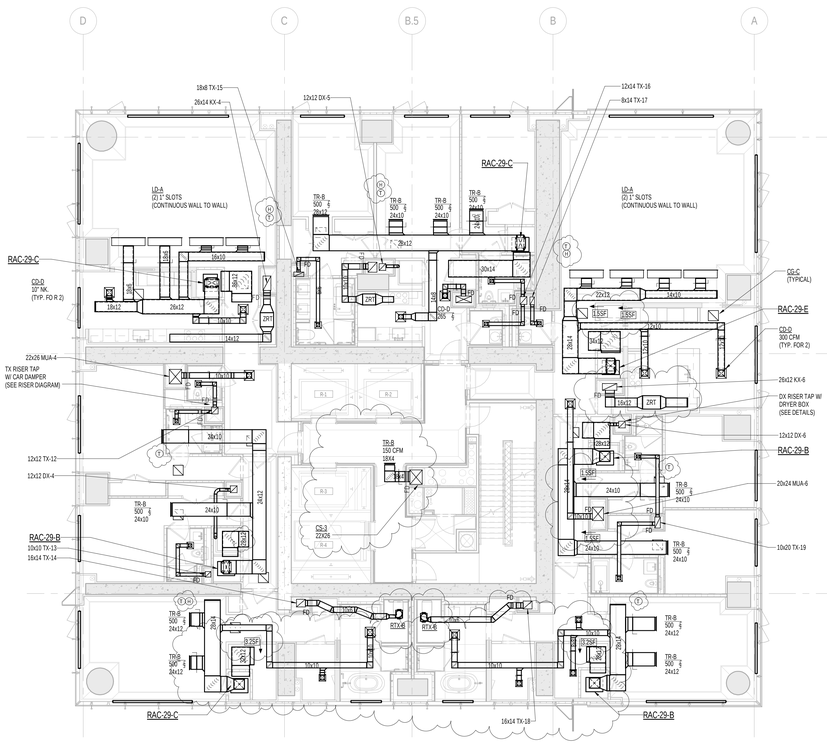

2 29th FLOOR PLAN
SCALE: 1/8" = 1'-0"

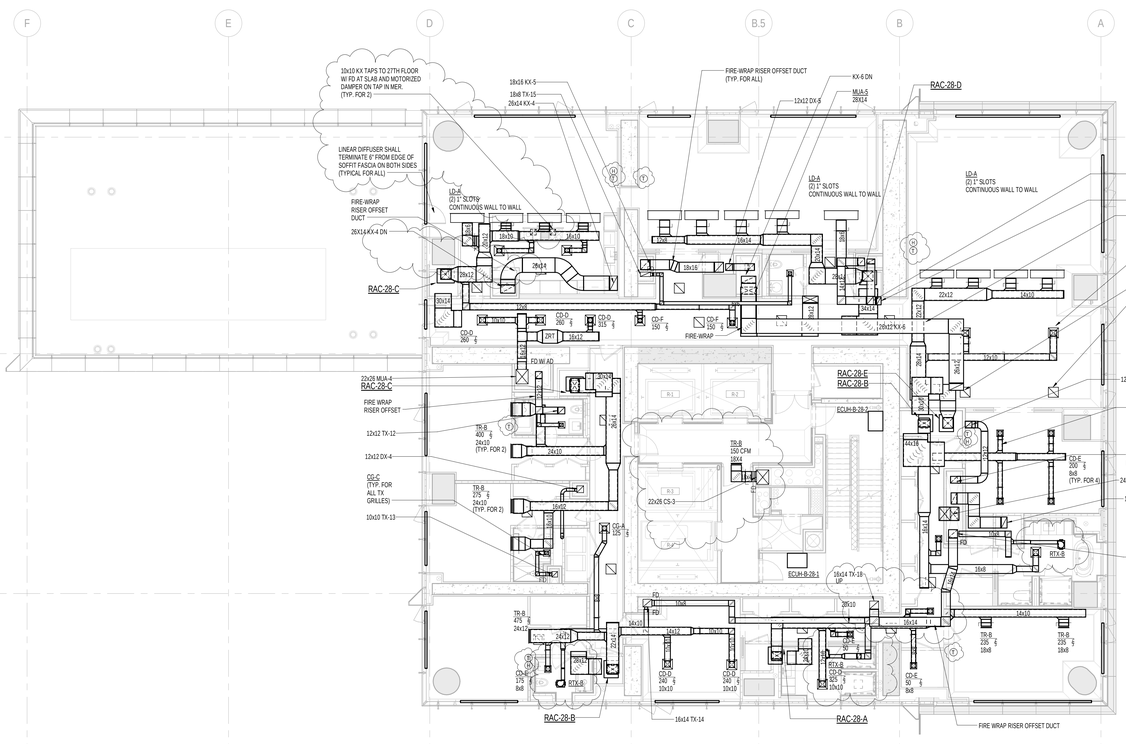

1 28th FLOOR PLAN
SCALE: 1/8" = 1'-0"

KEY PLAN:

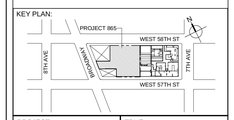

PROJECT NORTH | TRUE NORTH

DEVELOPER:
EXTELL DEVELOPMENT COMPANY
805 THIRD AVENUE, 7TH FLOOR
New York, NY 10022 USA
TEL: 212 712 6000 FAX: 212 712 6100

DESIGN ARCHITECT: Base Building Shell & Core
ADRIAN SMITH + GORDON GILL ARCHITECTURE
111 WEST MONROE STREET SUITE 2300
CHICAGO IL 60603
TEL: 312 920 1888 FAX: 312 920 1775

INTERIOR DESIGNER: Residential
Rottet Architecture and Design Studio, PLLC
298 Fifth Ave, 7th Floor
New York, NY 10001
TEL: 646 998 7000 FAX:

ARCHITECT OF RECORD:Base Building Shell, Core, & Residential
AAI ARCHITECTS, P.C.
401 Wellington St. W., 3rd Floor
Toronto, ON M5V 1E7 Canada
TEL: 416 967 1500 FAX: 416 967 7150

STRUCTURAL ENGINEERS:
WSP CANTOR SEINUK
228 EAST 45th Street
New York, NY 10017 USA
TEL: 212 687 9888 FAX: 646 487 5501

MEP ENGINEERS:
AKF GROUP
One Liberty Plaza, 165 Broadway, 22nd Floor
New York, NY 10006 USA
TEL: 212 354 5656 FAX: 212 354 5668

GEOTECHNICAL ENGINEERS:
Langan Engineering & Environmental Services
21 Penn Plaza - 360 West 31st Street, 8th Floor
New York, NY 10001-2727
TEL: 212 479 5400 FAX: 212 479 5444

CODE CONSULTANTS:
Construction Consulting Associates
100 Church Street
New York, NY 10007
TEL: 212 385 1818 FAX: 212 385 1911

CURTAINWALL CONSULTANT:
AJLP Consulting
40 Worth Street. Suite 826
New York, NY 10013
TEL: 212 757 5659 FAX: 646 219 8508

LANDMARK/PRESERVATION CONSULTANT:
Jan Hird Pokorny Associates, Inc.
39 West 37th Street, 12A
New York, NY 10018
TEL: 212 759 6462 FAX: 212 759 6540

No.	DESCRIPTION	DATE
1	ISSUED FOR SCHEMATIC DESIGN	04 APR 2014
2	ISSUED FOR DESIGN DEVELOPMENT	01 JUL 2014
3	ISSUED FOR DESIGN DEVELOPMENT	31 JUL 2014
4	CD PROGRESS ISSUE 1	15 OCT 2014
5	ISSUED FOR BID - MECHANICAL	15 OCT 2014
6	DOB SUBMISSION	19 DEC 2014
7	CD PROGRESS ISSUE 3	09 MAR 2015
8	CD PROGRESS ISSUE 4	01 JUN 2015
9	CD PROGRESS ISSUE 5	10 AUG 2015
10	DOB AMENDMENT 2	18 SEP 2015

0 4' - 0" 8' - 0" 16' - 0"

Discrepancies must be reported immediately to the Architect before proceeding. Only figured dimensions are to be used. Contractors must check all dimensions on site. This drawing is protected by copyright.

ALL DIMENSIONS ARE SHOWN IN IMPERIAL.

CONSULTANT:
AKF
ONE LIBERTY PLAZA, 165 BROADWAY, 22nd FLOOR
NEW YORK, NY 10006
T: 212.354.5656 F: 212.354.5668
Arlington / Detroit / Miami / Orlando / Philadelphia / Pittsburgh / New York
Philadelphia / Princeton / Tundra / Rochester / Stamford

PROJECT:
217 WEST 57TH STREET
NEW YORK, NY

DRAWING TITLE:
MECHANICAL
28th and 29th FLOOR PLANS - DUCTWORK

SEAL & SIGNATURE:
STATE OF NEW YORK · CHRISTOPHER D. MOORE · 91-09139 · LICENSED PROFESSIONAL ENGINEER

DATE:	04/04/14
PROJECT No:	Y130747-000
DRAWN: RC/AZ	REV: 10
CHK: PHS	
SCALE: 1/8" = 1'-0"	
DWG No:	M-134.01
DOB PAGE No:	25 of 116

DOB EMPLOYEE STAMP: DOB B-SCAN:

36" x 48" Arch E - SHEET SIZE
FILE NAME: C:\Revit Local Files\Y130747-000-AKF-865_MEPS-CENTRAL_Jangwon.rvt
PLOT DATE: 9/18/2015 1:53:30 AM

DEPT OF BLDGS 121205205 Job Number
E3B9171B9B9 Scan Code

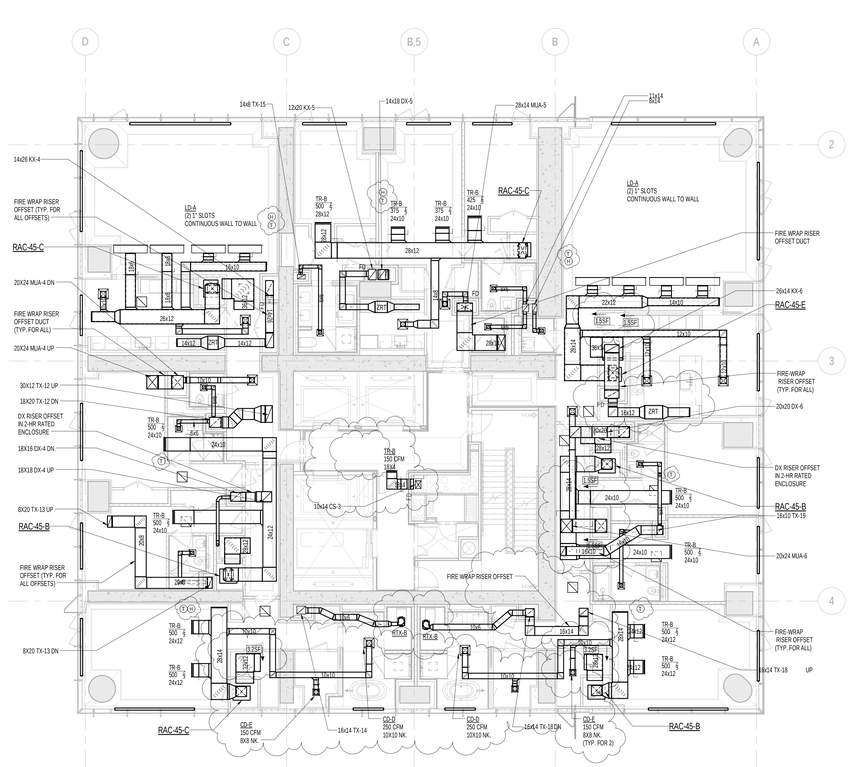

2 45th FLOOR PLAN
SCALE: 1/8" = 1'-0"

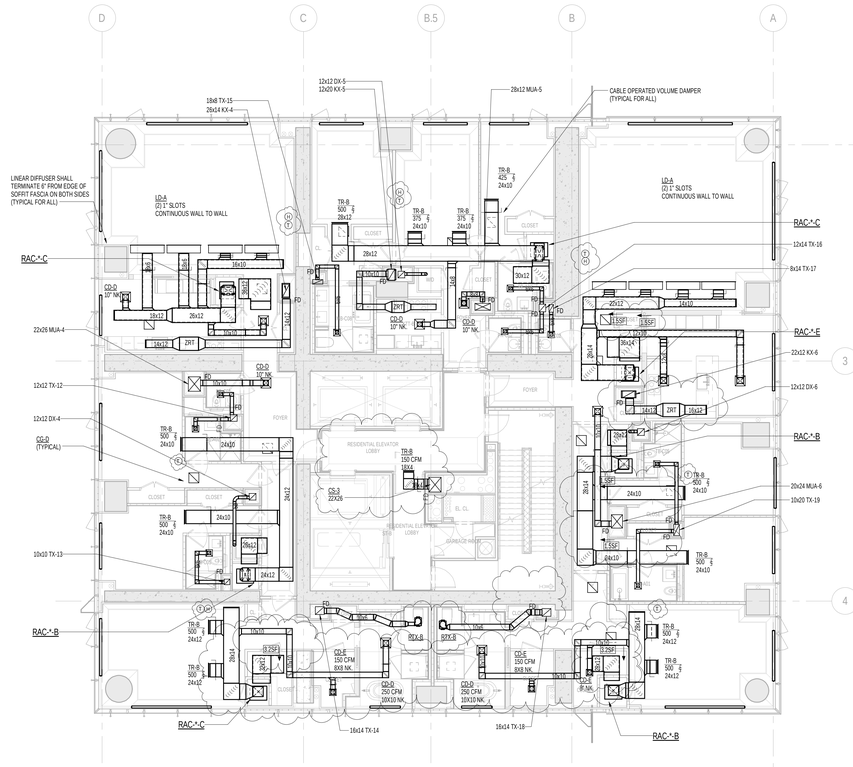

1 TYPICAL 30th-44th FLOOR PLANS
SCALE: 1/8" = 1'-0"

KEY PLAN:

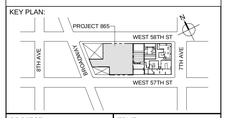

PROJECT NORTH

TRUE NORTH

DEVELOPER:
EXTELL DEVELOPMENT COMPANY
805 THIRD AVENUE, 7TH FLOOR
New York, NY 10022 USA
TEL: 212 712 6000 FAX: 212 712 6100

DESIGN ARCHITECT: Base Building Shell & Core
ADRIAN SMITH + GORDON GILL ARCHITECTURE
111 WEST MONROE STREET SUITE 2300
CHICAGO IL 60603
TEL: 312 920 1888 FAX: 312 920 1775

INTERIOR DESIGNER: Residential
Rottet Architecture and Design Studio, PLLC
298 Fifth Ave, 7th Floor
New York, NY 10001
TEL: 646 998 7000 FAX:

ARCHITECT OF RECORD:Base Building Shell, Core, & Residential
AAI ARCHITECTS, P.C.
401 Wellington St. W., 3rd Floor
Toronto, ON M5V 1E7 Canada
TEL: 416 967 1500 FAX: 416 967 7150

STRUCTURAL ENGINEERS:
WSP CANTOR SEINUK
228 EAST 45th Street
New York, NY 10017 USA
TEL: 212 687 9888 FAX: 646 487 5501

MEP ENGINEERS:
AKF GROUP
One Liberty Plaza, 165 Broadway, 22nd Floor
New York, NY 10006 USA
TEL: 212 354 5656 FAX: 212 354 5668

GEOTECHNICAL ENGINEERS:
Langan Engineering & Environmental Services
21 Penn Plaza - 360 West 31st Street, 8th Floor
New York, NY 10001-2727
TEL: 212 479 5400 FAX: 212 479 5444

CODE CONSULTANTS:
Construction Consulting Associates
100 Church Street
New York, NY 10007
TEL: 212 385 1818 FAX: 212 385 1911

CURTAINWALL CONSULTANT:
AJLP Consulting
40 Worth Street. Suite 826
New York, NY 10013
TEL: 212 757 5659 FAX: 646 219 8508

LANDMARK/PRESERVATION CONSULTANT:
Jan Hird Pokorny Associates, Inc.
39 West 37th Street, 12A
New York, NY 10018
TEL: 212 759 6462 FAX: 212 759 6540

No.	DESCRIPTION	DATE
1	ISSUED FOR SCHEMATIC DESIGN	04 APR 2014
2	ISSUED FOR DESIGN DEVELOPMENT	01 JUL 2014
3	ISSUED FOR DESIGN DEVELOPMENT	31 JUL 2014
4	CD PROGRESS ISSUE 1	15 OCT 2014
5	ISSUED FOR BID - MECHANICAL	15 OCT 2014
6	DOB SUBMISSION	19 DEC 2014
7	CD PROGRESS ISSUE 3	09 MAR 2015
8	CD PROGRESS ISSUE 4	01 JUN 2015
9	CD PROGRESS ISSUE 5	10 AUG 2015
10	DOB AMENDMENT 2	18 SEP 2015

0 4'-0" 8'-0" 16'-0"

Discrepancies must be reported immediately to the Architect before proceeding. Only figured dimensions are to be used. Contractors must check all dimensions on site. This drawing is protected by copyright.

ALL DIMENSIONS ARE SHOWN IN IMPERIAL.

CONSULTANT:
AKF
ONE LIBERTY PLAZA, 165 BROADWAY, 22nd FLOOR
NEW YORK, NY 10006
T: 212.354.5656 F: 212.354.5668
Arlington / Denver / Mexico City / Minneapolis / New York
Philadelphia / Reston / Tonka / Toronto / Zermat

PROJECT:

217 WEST 57TH STREET
NEW YORK, NY

DRAWING TITLE:

MECHANICAL
44th and 45th FLOOR PLANS - DUCTWORK (TYPICAL 30th-44th FLOORS)

SEAL & SIGNATURE:

DATE:	04/04/14
PROJECT No:	Y130747-000
DRAWN: RC/AZ	REV:
CHK: PHS	10
SCALE: 1/8" = 1'-0"	
DWG No:	M-142.01
DOB PAGE No:	26 of 116

DOB EMPLOYEE STAMP:

DOB B-SCAN:

36" x 48" Arch E - SHEET SIZE
FILE NAME: C:\Revit Local Files\Y130747-000-AKF-865_MEP15-CENTRAL_jlangner.rvt
PLOT DATE: 9/18/2015 5:32:51 AM

DEPT OF BLDGS 121263635 Job Number
E500074924 Scan Code

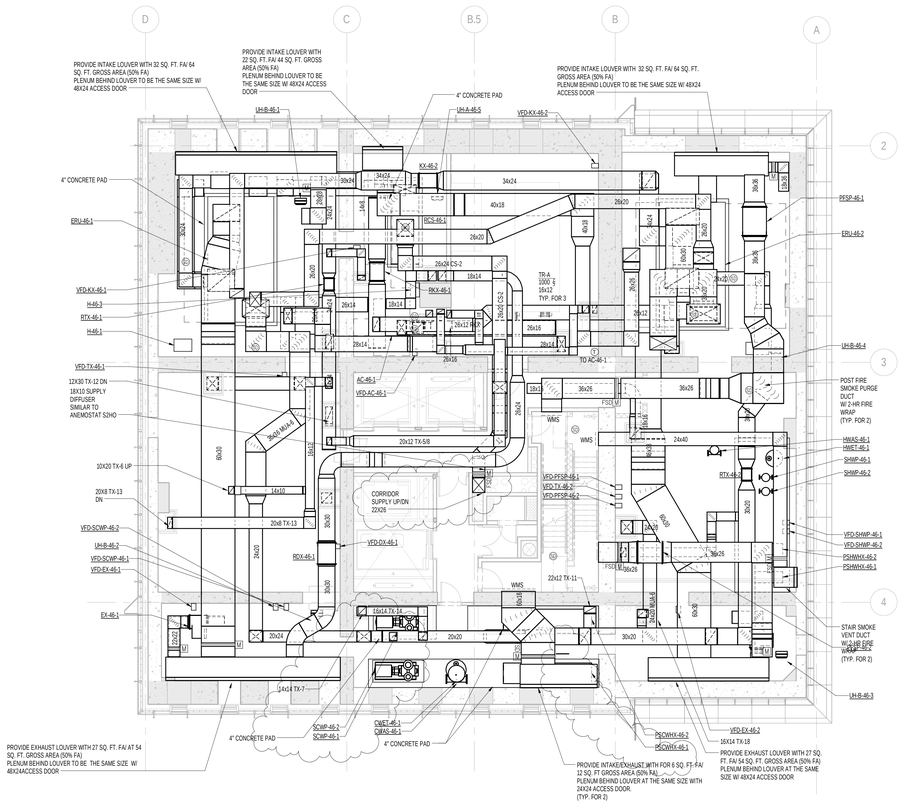

1 46th FLOOR PLAN
SCALE: 1/8" = 1'-0"

KEY PLAN:

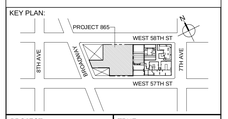

PROJECT NORTH

TRUE NORTH

DEVELOPER:
EXTELL DEVELOPMENT COMPANY
805 THIRD AVENUE, 7TH FLOOR
New York, NY 10022 USA
TEL: 212 712 6000 FAX: 212 712 6100

DESIGN ARCHITECT: Base Building Shell & Core
ADRIAN SMITH + GORDON GILL ARCHITECTURE
111 WEST MONROE STREET SUITE 2300
CHICAGO IL 60603
TEL: 312 920 1888 FAX: 312 920 1775

INTERIOR DESIGNER: Residential
Rottet Architecture and Design Studio, PLLC
298 Fifth Ave, 7th Floor
New York, NY 10001
TEL: 646 998 7000 FAX:

ARCHITECT OF RECORD:Base Building Shell, Core, & Residential
AAI ARCHITECTS, P.C.
401 Wellington St. W., 3rd Floor
Toronto, ON M5V 1E7 Canada
TEL: 416 967 1500 FAX: 416 967 7150

STRUCTURAL ENGINEERS:
WSP CANTOR SEINUK
228 EAST 45th Street
New York, NY 10017 USA
TEL: 212 687 9888 FAX: 646 487 5501

MEP ENGINEERS:
AKF GROUP
One Liberty Plaza, 165 Broadway, 22nd Floor
New York, NY 10006 USA
TEL: 212 354 5656 FAX: 212 354 5668

GEOTECHNICAL ENGINEERS:
Langan Engineering & Environmental Services
21 Penn Plaza - 360 West 31st Street, 8th Floor
New York, NY 10001-2727
TEL: 212 479 5400 FAX: 212 479 5444

CODE CONSULTANTS:
Construction Consulting Associates
100 Church Street
New York, NY 10007
TEL: 212 385 1818 FAX: 212 385 1911

CURTAINWALL CONSULTANT:
AJLP Consulting
40 Worth Street, Suite 826
New York, NY 10013
TEL: 212 757 5659 FAX: 646 219 8508

LANDMARK/PRESERVATION CONSULTANT:
Jan Hird Pokorny Associates, Inc.
39 West 37th Street, 12A
New York, NY 10018
TEL: 212 759 6462 FAX: 212 759 6540

No.	DESCRIPTION	DATE
1	ISSUED FOR SCHEMATIC DESIGN	04 APR 2014
2	ISSUED FOR DESIGN DEVELOPMENT	01 JUL 2014
3	ISSUED FOR DESIGN DEVELOPMENT	31 JUL 2014
4	CD PROGRESS ISSUE 1	15 OCT 2014
5	ISSUED FOR BID - MECHANICAL	15 OCT 2014
6	DOB SUBMISSION	19 DEC 2014
7	CD PROGRESS ISSUE 4	01 JUN 2015
8	CD PROGRESS ISSUE 5	10 AUG 2015
9	DOB AMENDMENT 2	18 SEP 2015

0 4'-0" 8'-0" 16'-0"

Discrepancies must be reported immediately to the Architect before proceeding. Only figured dimensions are to be used. Contractors must check all dimensions on site. This drawing is protected by copyright.

ALL DIMENSIONS ARE SHOWN IN IMPERIAL.

CONSULTANT:
AKF
ONE LIBERTY PLAZA, 165 BROADWAY, 22nd FLOOR
NEW YORK, NY 10006
T: 212.354.5656 F: 212.354.5668
Arlington / Denver / Mexico City / Minneapolis / New York
Philadelphia / Houston / Fairfax / Rochester / Sacramento

PROJECT:

217 WEST 57TH STREET
NEW YORK, NY

DRAWING TITLE:

MECHANICAL
46th FLOOR PLAN - DUCTWORK

SEAL & SIGNATURE:

STATE OF NEW YORK · DEPARTMENT OF BUILDINGS · PROFESSIONAL ENGINEER · PHILIP H. SCHUTZ

DATE:	04/04/14
PROJECT No:	Y130747-000
DRAWN: RC/AZ	REV:
CHK: PHS	9
SCALE: 1/8" = 1'-0"	
DWG No:	M-143.01
DOB PAGE No:	27 of 116

DOB EMPLOYEE STAMP:

DOB B-SCAN:

36" x 48" Arch E - SHEET SIZE
FILE NAME: C:\Revit Local Files\Y130747-000-AKF-865_MEP15-CENTRAL_jlangner.rvt
PLOT DATE: 9/18/2015 5:33:33 AM

DEPT OF BLDGS 121263426 Job Number
ES2448025 Scan Code

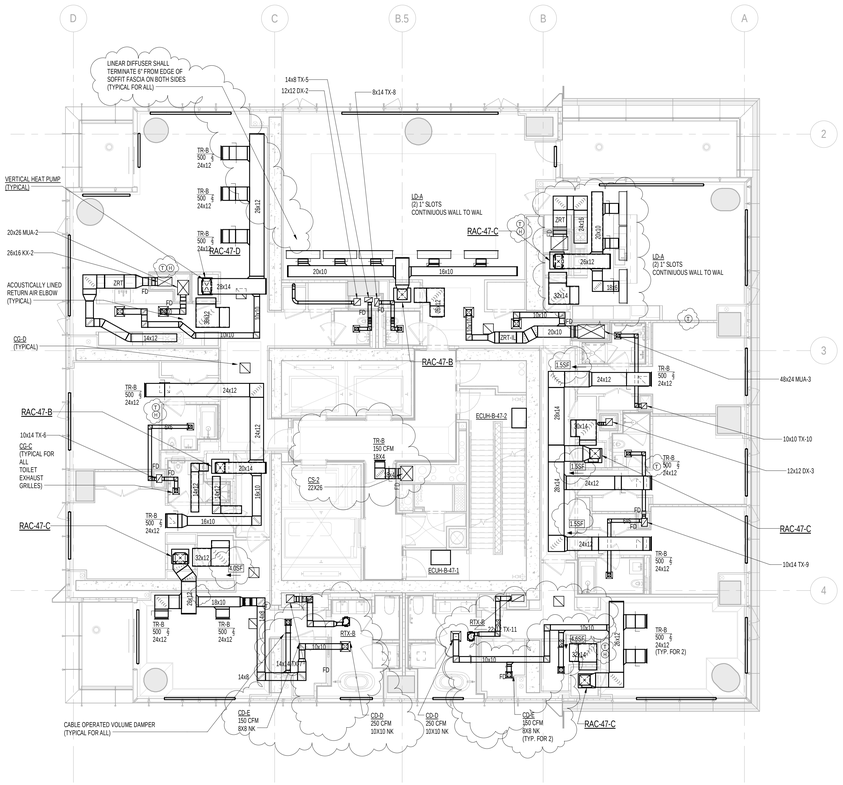

1 47th FLOOR PLAN
SCALE: 1/8" = 1'-0"

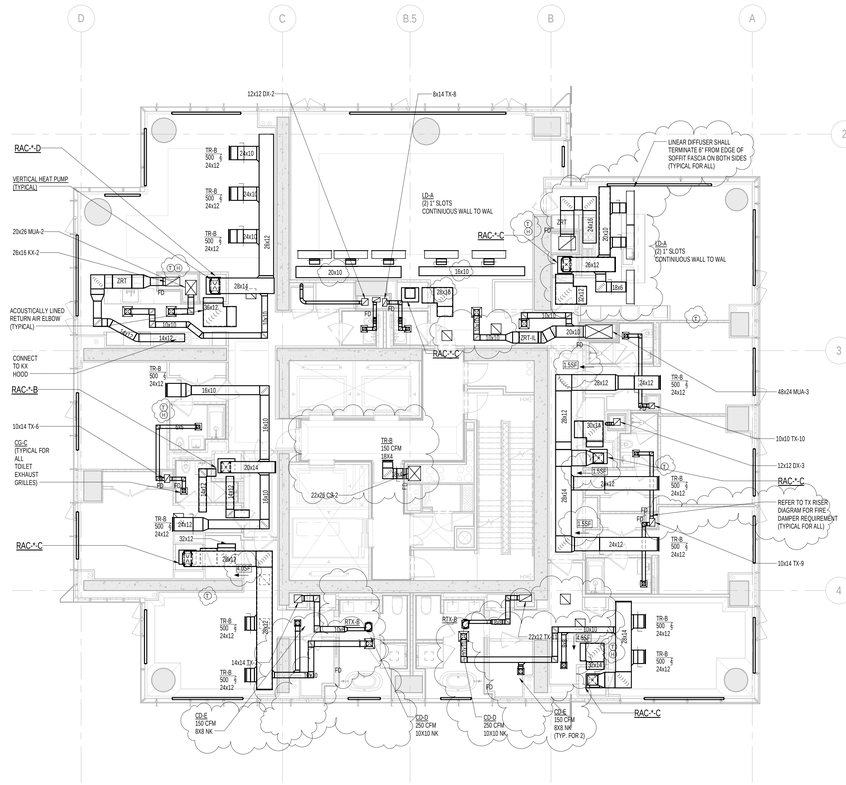

2 TYPICAL 48th-65th FLOOR PLANS
SCALE: 1/8" = 1'-0"

KEY PLAN:

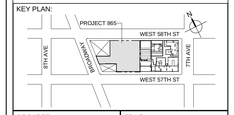

PROJECT NORTH

TRUE NORTH

DEVELOPER:
EXTELL DEVELOPMENT COMPANY
805 THIRD AVENUE, 7TH FLOOR
New York, NY 10022 USA
TEL: 212 712 6000 FAX: 212 712 6100

DESIGN ARCHITECT: Base Building Shell & Core
ADRIAN SMITH + GORDON GILL ARCHITECTURE
111 WEST MONROE STREET SUITE 2300
CHICAGO IL 60603
TEL: 312 920 1888 FAX: 312 920 1775

INTERIOR DESIGNER: Residential
Rottet Architecture and Design Studio, PLLC
298 Fifth Ave, 7th Floor
New York, NY 10001
TEL: 646 998 7000 FAX:

ARCHITECT OF RECORD:Base Building Shell, Core, & Residential
AAI ARCHITECTS, P.C.
401 Wellington St. W., 3rd Floor
Toronto, ON M5V 1E7 Canada
TEL: 416 967 1500 FAX: 416 967 7150

STRUCTURAL ENGINEERS:
WSP CANTOR SEINUK
228 EAST 45th Street
New York, NY 10017 USA
TEL: 212 687 9888 FAX: 646 487 5501

MEP ENGINEERS:
AKF GROUP
One Liberty Plaza, 165 Broadway, 22nd Floor
New York, NY 10006 USA
TEL: 212 354 5656 FAX: 212 354 5668

GEOTECHNICAL ENGINEERS:
Langan Engineering & Environmental Services
21 Penn Plaza - 360 West 31st Street, 8th Floor
New York, NY 10001-2727
TEL: 212 479 5400 FAX: 212 479 5444

CODE CONSULTANTS:
Construction Consulting Associates
100 Church Street
New York, NY 10007
TEL: 212 385 1818 FAX: 212 385 1911

CURTAINWALL CONSULTANT:
AJLP Consulting
40 Worth Street. Suite 826
New York, NY 10013
TEL: 212 757 5659 FAX: 646 219 8508

LANDMARK/PRESERVATION CONSULTANT:
Jan Hird Pokorny Associates, Inc.
39 West 37th Street, 12A
New York, NY 10018
TEL: 212 759 6462 FAX: 212 759 6540

No.	DESCRIPTION	DATE
1	ISSUED FOR SCHEMATIC DESIGN	04 APR 2014
2	ISSUED FOR DESIGN DEVELOPMENT	01 JUL 2014
3	ISSUED FOR DESIGN DEVELOPMENT	31 JUL 2014
4	CD PROGRESS ISSUE 1	15 OCT 2014
5	ISSUED FOR BID - MECHANICAL	15 OCT 2014
6	DOB SUBMISSION	19 DEC 2014
7	CD PROGRESS ISSUE 3	09 MAR 2015
8	CD PROGRESS ISSUE 4	01 JUN 2015
9	CD PROGRESS ISSUE 5	10 AUG 2015
10	DOB AMENDMENT 2	18 SEP 2015

0 4'-0" 8'-0" 16'-0"

Discrepancies must be reported immediately to the Architect before proceeding. Only figured dimensions are to be used. Contractors must check all dimensions on site. This drawing is protected by copyright.

ALL DIMENSIONS ARE SHOWN IN IMPERIAL.

CONSULTANT:
AKF
ONE LIBERTY PLAZA, 165 BROADWAY, 22nd FLOOR
NEW YORK, NY 10006
T: 212.354.5656 F: 212.354.5668
Arlington / Boston / Mexico City / Minneapolis / New York
Philadelphia / Princeton / Puebla / Rochester / Sterlinbd

PROJECT:
217 WEST 57TH STREET
NEW YORK, NY

DRAWING TITLE:
MECHANICAL
47th and 48th FLOOR PLANS - DUCTWORK (TYPICAL 48th-65th FLOORS)

SEAL & SIGNATURE:
STATE OF NEW YORK · PHILIP H. SCHMIDT · 041 070139 · LICENSED PROFESSIONAL ENGINEER

DATE:	04/04/14
PROJECT No:	Y130747-000
DRAWN: RC/AZ	REV: 10
CHK: PHS	
SCALE: 1/8" = 1'-0"	
DWG No:	M-144.01
DOB PAGE No:	28 of 116

DOB EMPLOYEE STAMP:

DOB B-SCAN:

36" x 48" Arch E, SHEET SIZE
FILE NAME: C:\Revit Local Files\Y130747-000-AKF-865_MEP15-CENTRAL_jlangner.rvt
PLOT DATE: 9/19/2015 5:33:24 AM

DEPT OF BLDGS 421265905 Job Number
E5258341721 Scan Code

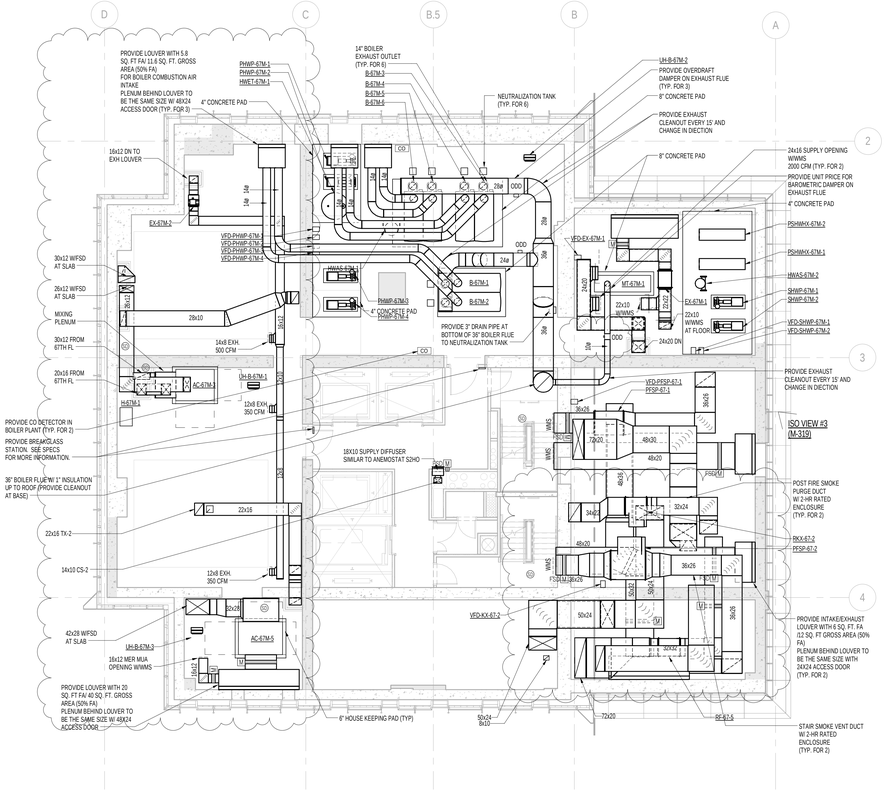

2 67th FLOOR INTERMEDIATE PLAN
SCALE: 1/8" = 1'-0"

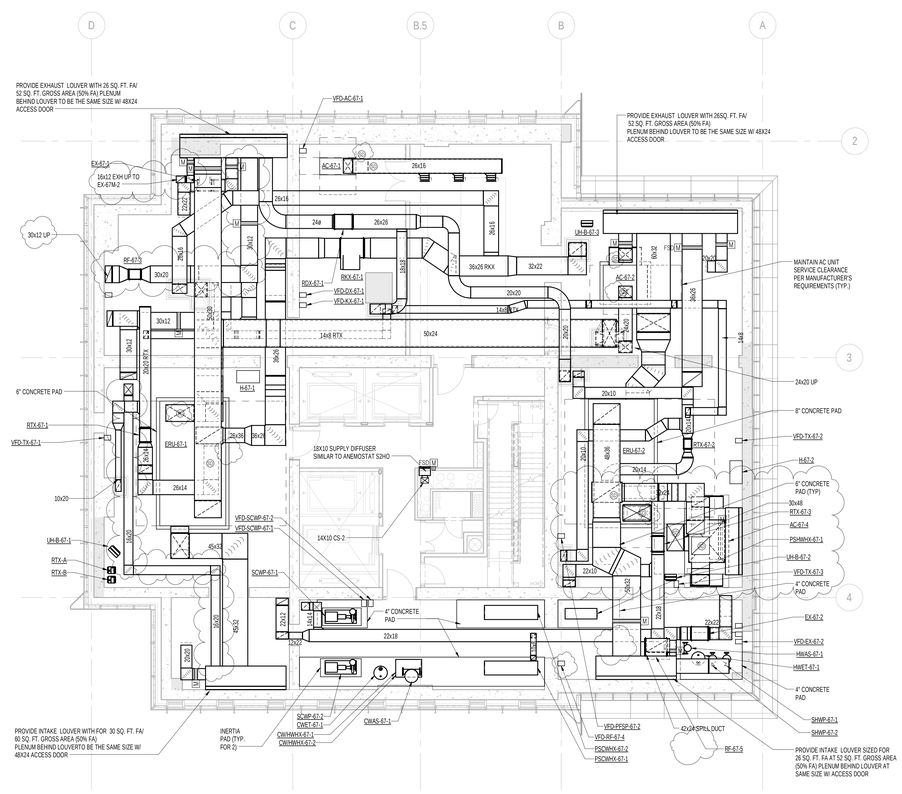

1 67th FLOOR PLAN
SCALE: 1/8" = 1'-0"

KEY PLAN:

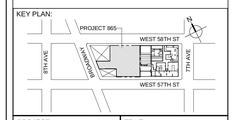

PROJECT NORTH | TRUE NORTH

DEVELOPER:
EXTELL DEVELOPMENT COMPANY
805 THIRD AVENUE, 7TH FLOOR
New York, NY 10022 USA
TEL: 212 712 6000 FAX: 212 712 6100

DESIGN ARCHITECT: Base Building Shell & Core
ADRIAN SMITH + GORDON GILL ARCHITECTURE
111 WEST MONROE STREET SUITE 2300
CHICAGO IL 60603
TEL: 312 920 1888 FAX: 312 920 1775

INTERIOR DESIGNER: Residential
Rottet Architecture and Design Studio, PLLC
298 Fifth Ave, 7th Floor
New York, NY 10001
TEL: 646 998 7000 FAX:

ARCHITECT OF RECORD:Base Building Shell, Core, & Residential
AAI ARCHITECTS, P.C.
401 Wellington St. W., 3rd Floor
Toronto, ON M5V 1E7 Canada
TEL: 416 967 1500 FAX: 416 967 7150

STRUCTURAL ENGINEERS:
WSP CANTOR SEINUK
228 EAST 45th Street
New York, NY 10017 USA
TEL: 212 687 9888 FAX: 646 487 5501

MEP ENGINEERS:
AKF GROUP
One Liberty Plaza, 165 Broadway, 22nd Floor
New York, NY 10006 USA
TEL: 212 354 5656 FAX: 212 354 5668

GEOTECHNICAL ENGINEERS:
Langan Engineering & Environmental Services
21 Penn Plaza - 360 West 31st Street, 8th Floor
New York, NY 10001-2727
TEL: 212 479 5400 FAX: 212 479 5444

CODE CONSULTANTS:
Construction Consulting Associates
100 Church Street
New York, NY 10007
TEL: 212 385 1818 FAX: 212 385 1911

CURTAINWALL CONSULTANT:
AJLP Consulting
40 Worth Street. Suite 826
New York, NY 10013
TEL: 212 757 5659 FAX: 646 219 8508

LANDMARK/PRESERVATION CONSULTANT:
Jan Hird Pokorny Associates, Inc.
39 West 37th Street, 12A
New York, NY 10018
TEL: 212 759 6462 FAX: 212 759 6540

No.	DESCRIPTION	DATE
1	ISSUED FOR SCHEMATIC DESIGN	04 APR 2014
2	ISSUED FOR DESIGN DEVELOPMENT	01 JUL 2014
3	ISSUED FOR DESIGN DEVELOPMENT	31 JUL 2014
4	CD PROGRESS ISSUE 1	15 OCT 2014
5	ISSUED FOR BID - MECHANICAL	15 OCT 2014
6	DOB SUBMISSION	19 DEC 2014
7	CD PROGRESS ISSUE 5	10 AUG 2015
8	DOB AMENDMENT 2	18 SEP 2015

0 4' - 0" 8' - 0" 16' - 0"

Discrepancies must be reported immediately to the Architect before proceeding. Only figured dimensions are to be used. Contractors must check all dimensions on site. This drawing is protected by copyright.

ALL DIMENSIONS ARE SHOWN IN IMPERIAL.

CONSULTANT:
AKF
ONE LIBERTY PLAZA, 165 BROADWAY, 22nd FLOOR
NEW YORK, NY 10006
T: 212.354.5656 F: 212.354.5668
Arlington / Boston / Mexico City / Minneapolis / New York
Philadelphia / Houston / Tonka / Technical / Janitorial

PROJECT:
217 WEST 57TH STREET
NEW YORK, NY

DRAWING TITLE:
MECHANICAL
67th and 67th FLOOR INTERMEDIATE PLANS - DUCTWORK

SEAL & SIGNATURE:

DATE:	04/04/14
PROJECT No:	Y130747-000
DRAWN: RC/AZ	REV: 8
CHK: PHS	
SCALE: 1/8" = 1'-0"	
DWG No:	M-154.01
DOB PAGE No:	29 of 116

DOB EMPLOYEE STAMP: DOB B-SCAN:

36" x 48" Arch E - SHEET SIZE
FILE NAME: C:\Revit Local Files\Y130747-000-AKF-865_MEP15-CENTRAL_jlangner.rvt
PLOT DATE: 9/18/2015 5:33:43 AM

DEPT OF BLDGS 121263426 Job Number
E376245098S Scan Code

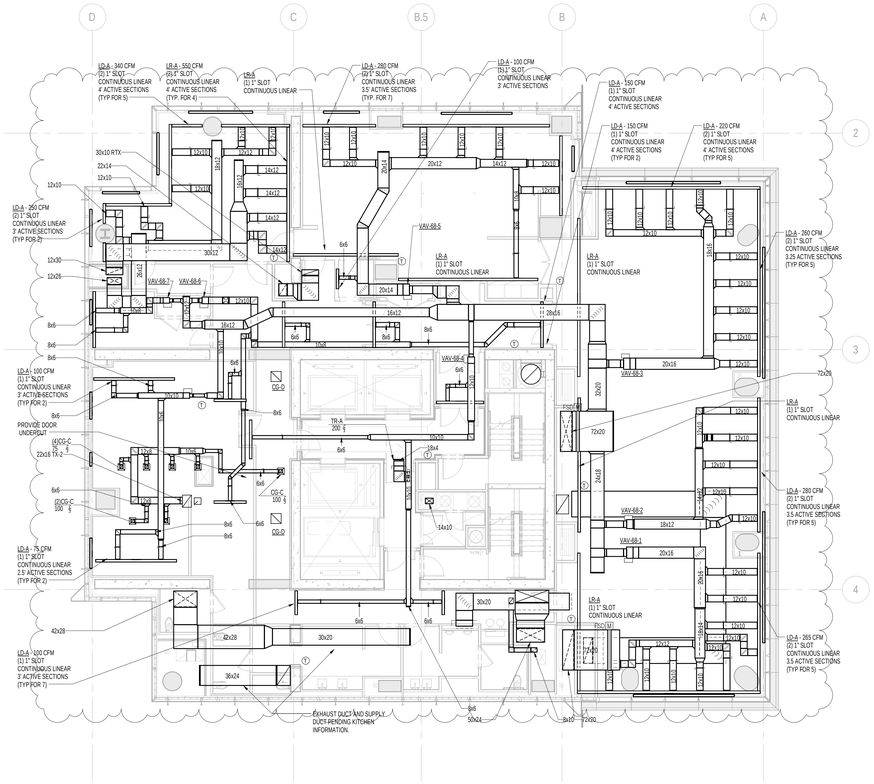

1 68th FLOOR PLAN
SCALE: 1/8" = 1'-0"

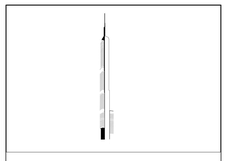

KEY PLAN:

PROJECT NORTH

TRUE NORTH

DEVELOPER:
EXTELL DEVELOPMENT COMPANY
805 THIRD AVENUE, 7TH FLOOR
New York, NY 10022 USA
TEL: 212 712 6000 FAX: 212 712 6100

DESIGN ARCHITECT: Base Building Shell & Core
ADRIAN SMITH + GORDON GILL ARCHITECTURE
111 WEST MONROE STREET SUITE 2300
CHICAGO IL 60603
TEL: 312 920 1888 FAX: 312 920 1775

INTERIOR DESIGNER: Residential
Rottet Architecture and Design Studio, PLLC
298 Fifth Ave, 7th Floor
New York, NY 10001
TEL: 646 998 7000 FAX:

ARCHITECT OF RECORD:Base Building Shell, Core, & Residential
AAI ARCHITECTS, P.C.
401 Wellington St. W., 3rd Floor
Toronto, ON M5V 1E7 Canada
TEL: 416 967 1500 FAX: 416 967 7150

STRUCTURAL ENGINEERS:
WSP CANTOR SEINUK
228 EAST 45th Street
New York, NY 10017 USA
TEL: 212 687 9888 FAX: 646 487 5501

MEP ENGINEERS:
AKF GROUP
One Liberty Plaza, 165 Broadway, 22nd Floor
New York, NY 10006 USA
TEL: 212 354 5656 FAX: 212 354 5668

GEOTECHNICAL ENGINEERS:
Langan Engineering & Environmental Services
21 Penn Plaza - 360 West 31st Street, 8th Floor
New York, NY 10001-2727
TEL: 212 479 5400 FAX: 212 479 5444

CODE CONSULTANTS:
Construction Consulting Associates
100 Church Street
New York, NY 10007
TEL: 212 385 1818 FAX: 212 385 1911

CURTAINWALL CONSULTANT:
AJLP Consulting
40 Worth Street. Suite 826
New York, NY 10013
TEL: 212 757 5659 FAX: 646 219 8508

LANDMARK/PRESERVATION CONSULTANT:
Jan Hird Pokorny Associates, Inc.
39 West 37th Street, 12A
New York, NY 10018
TEL: 212 759 6462 FAX: 212 759 6540

No.	DESCRIPTION	DATE
1	ISSUED FOR SCHEMATIC DESIGN	04 APR 2014
2	ISSUED FOR DESIGN DEVELOPMENT	01 JUL 2014
3	ISSUED FOR DESIGN DEVELOPMENT	31 JUL 2014
4	CD PROGRESS ISSUE 1	15 OCT 2014
5	ISSUED FOR BID - MECHANICAL	15 OCT 2014
6	DOB SUBMISSION	19 DEC 2014
7	CD PROGRESS ISSUE 3	09 MAR 2015
8	CD PROGRESS ISSUE 5	10 AUG 2015
9	DOB AMENDMENT 2	18 SEP 2015

0 4' - 0" 8' - 0" 16' - 0"

Discrepancies must be reported immediately to the Architect before proceeding. Only figured dimensions are to be used. Contractors must check all dimensions on site. This drawing is protected by copyright.

ALL DIMENSIONS ARE SHOWN IN IMPERIAL.

CONSULTANT:
AKF
ONE LIBERTY PLAZA, 165 BROADWAY, 22nd FLOOR
NEW YORK, NY 10006
T: 212.354.5656 F: 212.354.5668
Arlington / Boston / Mexico City / Minneapolis / New York
Philadelphia / Princeton / Puebla / Rochester / Rochester

PROJECT:
217 WEST 57TH STREET
NEW YORK, NY

DRAWING TITLE:
MECHANICAL
68th FLOOR PLAN - DUCTWORK

SEAL & SIGNATURE:

DATE:	08/05/15
PROJECT No:	Y130747-000
DRAWN: AZ	REV: 9
CHK: PHS	
SCALE: 1/8" = 1'-0"	
DWG No:	M-155.01
DOB PAGE No:	of

DOB EMPLOYEE STAMP:

DOB B-SCAN:

36" x 48" Arch E - SHEET SIZE

FILE NAME: C:\Revit Local Files\Y130747-000-AKF-865_MEP15-CENTRAL_jlingner.rvt
PLOT DATE: 8/13/2015 5:33:54 AM

DEPT OF BUILDINGS 421206305 Job Number
E3992222802E8 Scan Code

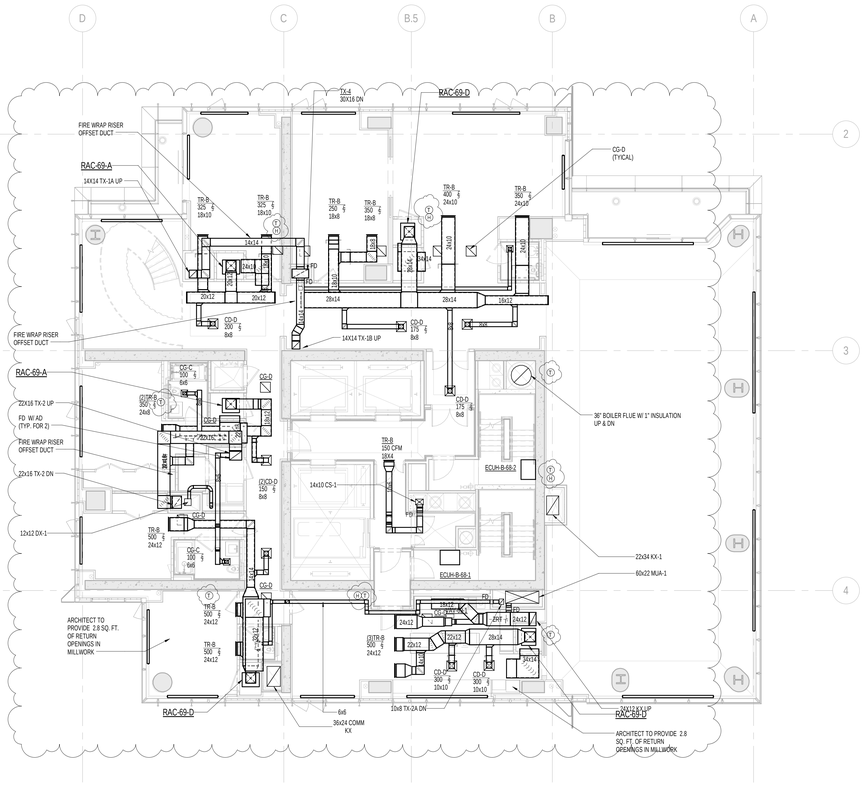

2 69th FLOOR PLAN
SCALE: 1/8" = 1'-0"

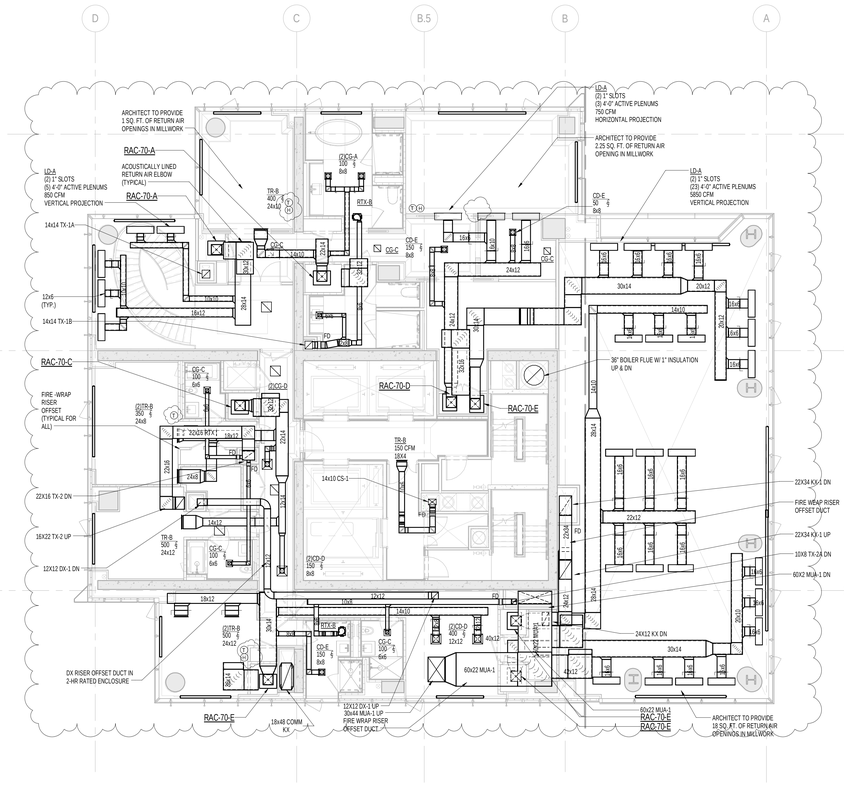

1 70th FLOOR PLAN
SCALE: 1/8" = 1'-0"

KEY PLAN:

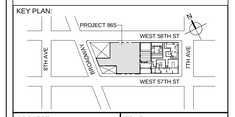

PROJECT NORTH | TRUE NORTH

DEVELOPER:
EXTELL DEVELOPMENT COMPANY
805 THIRD AVENUE, 7TH FLOOR
New York, NY 10022 USA
TEL: 212 712 6000 FAX: 212 712 6100

DESIGN ARCHITECT: Base Building Shell & Core
ADRIAN SMITH + GORDON GILL ARCHITECTURE
111 WEST MONROE STREET SUITE 2300
CHICAGO IL 60603
TEL: 312 920 1888 FAX: 312 920 1775

INTERIOR DESIGNER: Residential
Rottet Architecture and Design Studio, PLLC
298 Fifth Ave, 7th Floor
New York, NY 10001
TEL: 646 998 7000 FAX:

ARCHITECT OF RECORD:Base Building Shell, Core, & Residential
AAI ARCHITECTS, P.C.
401 Wellington St. W., 3rd Floor
Toronto, ON M5V 1E7 Canada
TEL: 416 967 1500 FAX: 416 967 7150

STRUCTURAL ENGINEERS:
WSP CANTOR SEINUK
228 EAST 45th Street
New York, NY 10017 USA
TEL: 212 687 9888 FAX: 646 487 5501

MEP ENGINEERS:
AKF GROUP
One Liberty Plaza, 165 Broadway, 22nd Floor
New York, NY 10006 USA
TEL: 212 354 5656 FAX: 212 354 5668

GEOTECHNICAL ENGINEERS:
Langan Engineering & Environmental Services
21 Penn Plaza - 360 West 31st Street, 8th Floor
New York, NY 10001-2727
TEL: 212 479 5400 FAX: 212 479 5444

CODE CONSULTANTS:
Construction Consulting Associates
100 Church Street
New York, NY 10007
TEL: 212 385 1818 FAX: 212 385 1911

CURTAINWALL CONSULTANT:
AJLP Consulting
40 Worth Street. Suite 826
New York, NY 10013
TEL: 212 757 5659 FAX: 646 219 8508

LANDMARK/PRESERVATION CONSULTANT:
Jan Hird Pokorny Associates, Inc.
39 West 37th Street, 12A
New York, NY 10018
TEL: 212 759 6462 FAX: 212 759 6540

No.	DESCRIPTION	DATE
1	ISSUED FOR SCHEMATIC DESIGN	04 APR 2014
2	ISSUED FOR DESIGN DEVELOPMENT	01 JUL 2014
3	ISSUED FOR DESIGN DEVELOPMENT	31 JUL 2014
4	CD PROGRESS ISSUE 1	15 OCT 2014
5	ISSUED FOR BID - MECHANICAL	15 OCT 2014
6	DOB SUBMISSION	19 DEC 2014
7	CD PROGRESS ISSUE 3	09 MAR 2015
8	CD PROGRESS ISSUE 4	01 JUN 2015
9	CD PROGRESS ISSUE 5	10 AUG 2015
10	DOB AMENDMENT 2	18 SEP 2015

0 4'-0" 8'-0" 16'-0"

Discrepancies must be reported immediately to the Architect before proceeding. Only figured dimensions are to be used. Contractors must check all dimensions on site. This drawing is protected by copyright.

ALL DIMENSIONS ARE SHOWN IN IMPERIAL.

CONSULTANT:
AKF
ONE LIBERTY PLAZA, 165 BROADWAY, 22nd FLOOR
NEW YORK, NY 10006
T: 212.354.5656 F: 212.354.5668
Arlington / Boston / Denver / St. Petersburg / New York
Philadelphia / Princeton / Tucson / Rochester / Sarnia/Sept

PROJECT:
217 WEST 57TH STREET
NEW YORK, NY

DRAWING TITLE:
MECHANICAL
69th and 70th FLOOR PLANS - DUCTWORK

SEAL & SIGNATURE:

DATE:	04/04/14
PROJECT No:	Y130747-000
DRAWN: RC/AZ	REV: 10
CHK: PHS	
SCALE: 1/8" = 1'-0"	
DWG No:	M-156.01
DOB PAGE No:	30 of 116

DOB EMPLOYEE STAMP: DOB B-SCAN:

36" x 48" Arch E - SHEET SIZE

FILE NAME: C:\Revit Local Files\Y130747-000-AKF-865_MEP15-CENTRAL_jlangner.rvt
PLOT DATE: 9/18/2015 1:34:15 AM

DEPT OF BLDGS 121263635 Job Number
E361651635 Scan Code

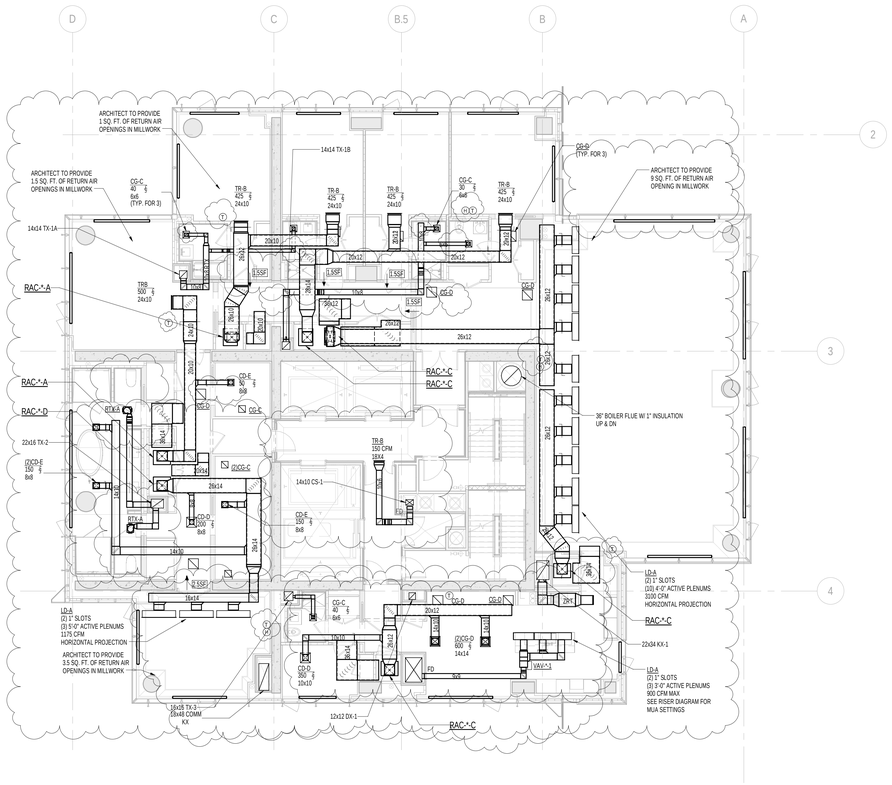

2 TYPICAL 72nd-88th FLOOR PLANS
SCALE: 1/8" = 1'-0"

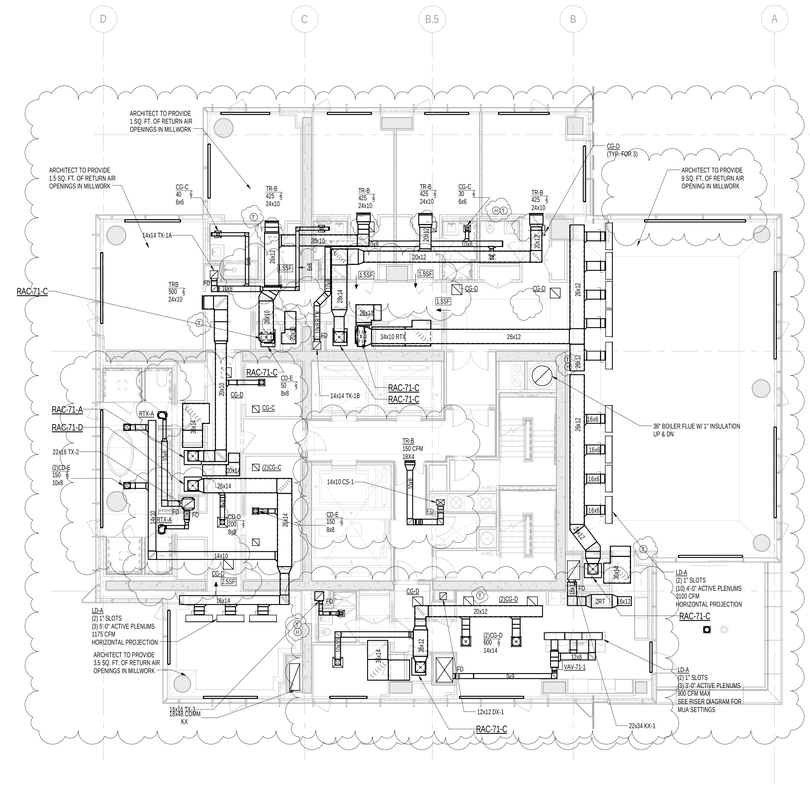

1 71st FLOOR PLAN
SCALE: 1/8" = 1'-0"

KEY PLAN:

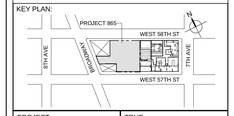

PROJECT NORTH

TRUE NORTH

DEVELOPER:
EXTELL DEVELOPMENT COMPANY
805 THIRD AVENUE, 7TH FLOOR
New York, NY 10022 USA
TEL: 212 712 6000 FAX: 212 712 6100

DESIGN ARCHITECT: Base Building Shell & Core
ADRIAN SMITH + GORDON GILL ARCHITECTURE
111 WEST MONROE STREET SUITE 2300
CHICAGO IL 60603
TEL: 312 920 1888 FAX: 312 920 1775

INTERIOR DESIGNER: Residential
Rottet Architecture and Design Studio, PLLC
298 Fifth Ave, 7th Floor
New York, NY 10001
TEL: 646 998 7000 FAX:

ARCHITECT OF RECORD:Base Building Shell, Core, & Residential
AAI ARCHITECTS, P.C.
401 Wellington St. W., 3rd Floor
Toronto, ON M5V 1E7 Canada
TEL: 416 967 1500 FAX: 416 967 7150

STRUCTURAL ENGINEERS:
WSP CANTOR SEINUK
228 EAST 45th Street
New York, NY 10017 USA
TEL: 212 687 9888 FAX: 646 487 5501

MEP ENGINEERS:
AKF GROUP
One Liberty Plaza, 165 Broadway, 22nd Floor
New York, NY 10006 USA
TEL: 212 354 5656 FAX: 212 354 5668

GEOTECHNICAL ENGINEERS:
Langan Engineering & Environmental Services
21 Penn Plaza - 360 West 31st Street, 8th Floor
New York, NY 10001-2727
TEL: 212 479 5400 FAX: 212 479 5444

CODE CONSULTANTS:
Construction Consulting Associates
100 Church Street
New York, NY 10007
TEL: 212 385 1818 FAX: 212 385 1911

CURTAINWALL CONSULTANT:
AJLP Consulting
40 Worth Street. Suite 826
New York, NY 10013
TEL: 212 757 5659 FAX: 646 219 8508

LANDMARK/PRESERVATION CONSULTANT:
Jan Hird Pokorny Associates, Inc.
39 West 37th Street, 12A
New York, NY 10018
TEL: 212 759 6462 FAX: 212 759 6540

No.	DESCRIPTION	DATE
1	CD PROGRESS ISSUE 5	10 AUG 2015
2	DOB AMENDMENT 2	18 SEP 2015

0 4' - 0" 8' - 0" 16' - 0"

Discrepancies must be reported immediately to the Architect before proceeding. Only figured dimensions are to be used. Contractors must check all dimensions on site. This drawing is protected by copyright.

ALL DIMENSIONS ARE SHOWN IN IMPERIAL.

CONSULTANT:
AKF
ONE LIBERTY PLAZA, 165 BROADWAY, 22nd FLOOR
NEW YORK, NY 10006
T: 212.354.5656 F: 212.354.5668
Atlanta / Boise / Mexico City / Minneapolis / New York
Philadelphia / Rochester / Portlle / Rochester / Stamford

PROJECT:
217 WEST 57TH STREET
NEW YORK, NY

DRAWING TITLE:
MECHANICAL
71st and 72nd FLOOR PLANS - DUCTWORK (TYPICAL 72nd-88th FLOORS)

SEAL & SIGNATURE:

DATE:	04/04/14
PROJECT No:	Y130747-000
DRAWN: RC/AZ	REV: 2
CHK: PHS	
SCALE: 1/8" = 1'-0"	
DWG No:	**M-157.01**
DOB PAGE No:	31 of 116

DOB EMPLOYEE STAMP:

DOB B-SCAN:

36" x 48" Arch E SHEET SIZE

FILE NAME: C:\Revit Local Files\Y130747-000-AKF-BIM_MEP15-CENTRAL_Jangeer.rvt
PLOT DATE: 9/18/2015 5:34:35 AM

DEPT OF BLDGS 121263435 Job Number
E120061390452 Scan Code

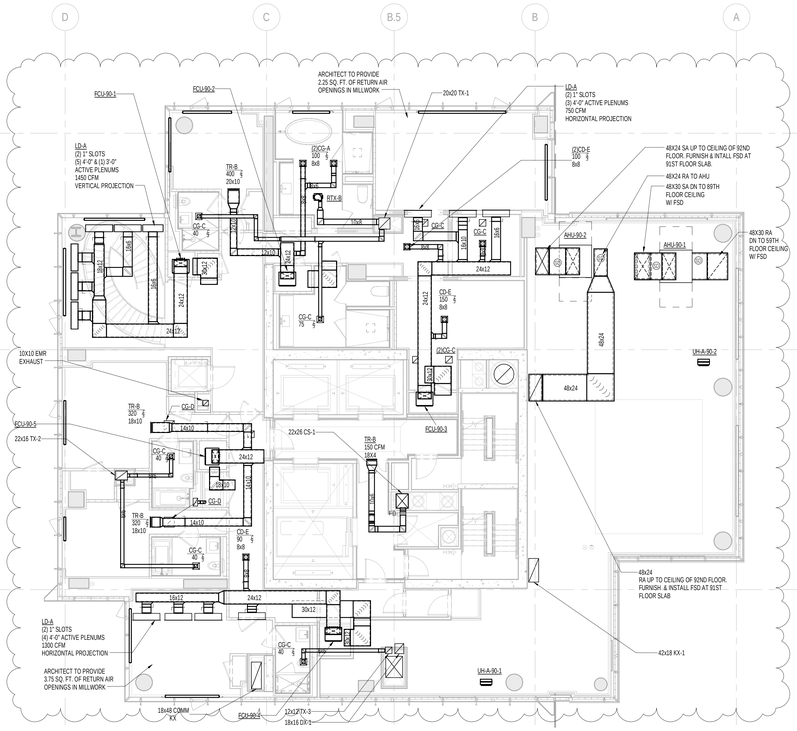

2 90th FLOOR PLAN
SCALE: 1/8" = 1'-0"

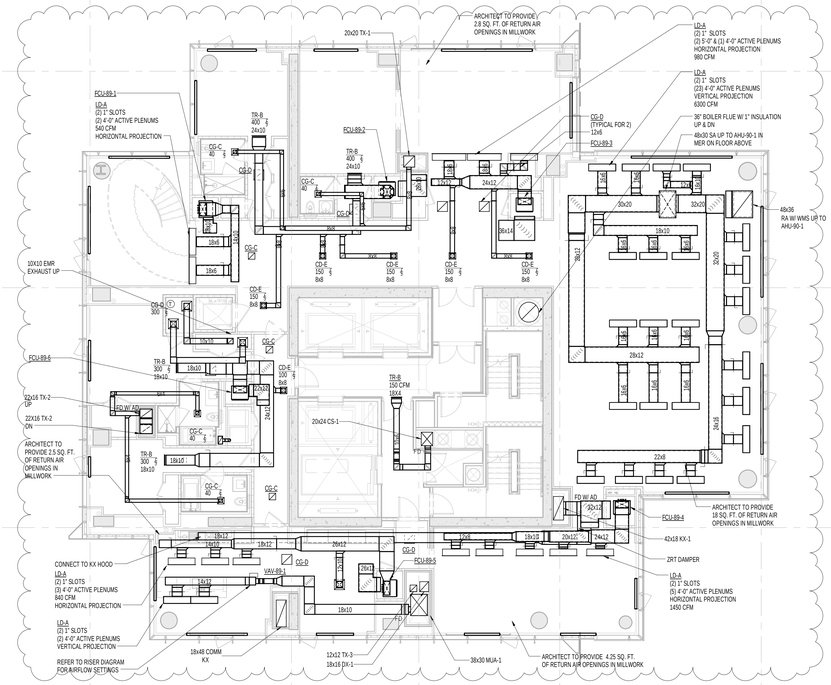

1 89th FLOOR PLAN
SCALE: 1/8" = 1'-0"

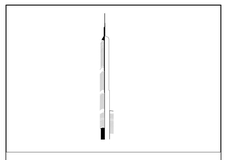

KEY PLAN:

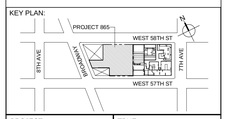

PROJECT NORTH

TRUE NORTH

DEVELOPER:
EXTELL DEVELOPMENT COMPANY
805 THIRD AVENUE, 7TH FLOOR
New York, NY 10022 USA
TEL: 212 712 6000 FAX: 212 712 6100

DESIGN ARCHITECT: Base Building Shell & Core
ADRIAN SMITH + GORDON GILL ARCHITECTURE
111 WEST MONROE STREET SUITE 2300
CHICAGO IL 60603
TEL: 312 920 1888 FAX: 312 920 1775

INTERIOR DESIGNER: Residential
Rottet Architecture and Design Studio, PLLC
298 Fifth Ave, 7th Floor
New York, NY 10001
TEL: 646 998 7000 FAX:

ARCHITECT OF RECORD:Base Building Shell, Core, & Residential
AAI ARCHITECTS, P.C.
401 Wellington St. W., 3rd Floor
Toronto, ON M5V 1E7 Canada
TEL: 416 967 1500 FAX: 416 967 7150

STRUCTURAL ENGINEERS:
WSP CANTOR SEINUK
228 EAST 45th Street
New York, NY 10017 USA
TEL: 212 687 9888 FAX: 646 487 5501

MEP ENGINEERS:
AKF GROUP
One Liberty Plaza, 165 Broadway, 22nd Floor
New York, NY 10006 USA
TEL: 212 354 5656 FAX: 212 354 5668

GEOTECHNICAL ENGINEERS:
Langan Engineering & Environmental Services
21 Penn Plaza - 360 West 31st Street, 8th Floor
New York, NY 10001-2727
TEL: 212 479 5400 FAX: 212 479 5444

CODE CONSULTANTS:
Construction Consulting Associates
100 Church Street
New York, NY 10007
TEL: 212 385 1818 FAX: 212 385 1911

CURTAINWALL CONSULTANT:
AJLP Consulting
40 Worth Street. Suite 826
New York, NY 10013
TEL: 212 757 5659 FAX: 646 219 8508

LANDMARK/PRESERVATION CONSULTANT:
Jan Hird Pokorny Associates, Inc.
39 West 37th Street, 12th
New York, NY 10018
TEL: 212 759 6462 FAX: 212 759 6540

No.	DESCRIPTION	DATE
1	ISSUED FOR SCHEMATIC DESIGN	04 APR 2014
2	ISSUED FOR DESIGN DEVELOPMENT	01 JUL 2014
3	ISSUED FOR DESIGN DEVELOPMENT	31 JUL 2014
4	CD PROGRESS ISSUE 1	15 OCT 2014
5	ISSUED FOR BID - MECHANICAL	15 OCT 2014
6	DOB SUBMISSION	19 DEC 2014
7	CD PROGRESS ISSUE 3	09 MAR 2015
8	CD PROGRESS ISSUE 5	10 AUG 2015
9	DOB AMENDMENT 2	18 SEP 2015

0 4' - 0" 8' - 0" 16' - 0"

Discrepancies must be reported immediately to the Architect before proceeding. Only figured dimensions are to be used. Contractors must check all dimensions on site. This drawing is protected by copyright.

ALL DIMENSIONS ARE SHOWN IN IMPERIAL.

CONSULTANT:
AKF
ONE LIBERTY PLAZA, 165 BROADWAY, 22nd FLOOR
NEW YORK, NY 10006
T: 212.354.5656 F: 212.354.5668
Arlington / Boston / Chicago / Dallas / Minneapolis / New York
Philadelphia / Princeton / Tucson / Rochester / Sarasota

PROJECT:
217 WEST 57TH STREET
NEW YORK, NY

DRAWING TITLE:
MECHANICAL
89th and 90th FLOOR PLANS - DUCTWORK

SEAL & SIGNATURE:

DATE:	04/04/14
PROJECT No:	Y130747-000
DRAWN: AZ	REV: 9
CHK: PHS	
SCALE: 1/8" = 1'-0"	
DWG No:	M-166.01
DOB PAGE No:	32 of 116

DOB EMPLOYEE STAMP:

DOB B-SCAN:

36" x 48" Arch E - SHEET SIZE
FILE NAME: C:\Revit Local Files\Y130747-000-AKF-865_MEPS-CENTRAL_Jangwon.rvt
PLOT DATE: 9/18/2015 5:35:11 AM

DEPT OF BLDGS 121263635 Job Number
E390026125955 Scan Code

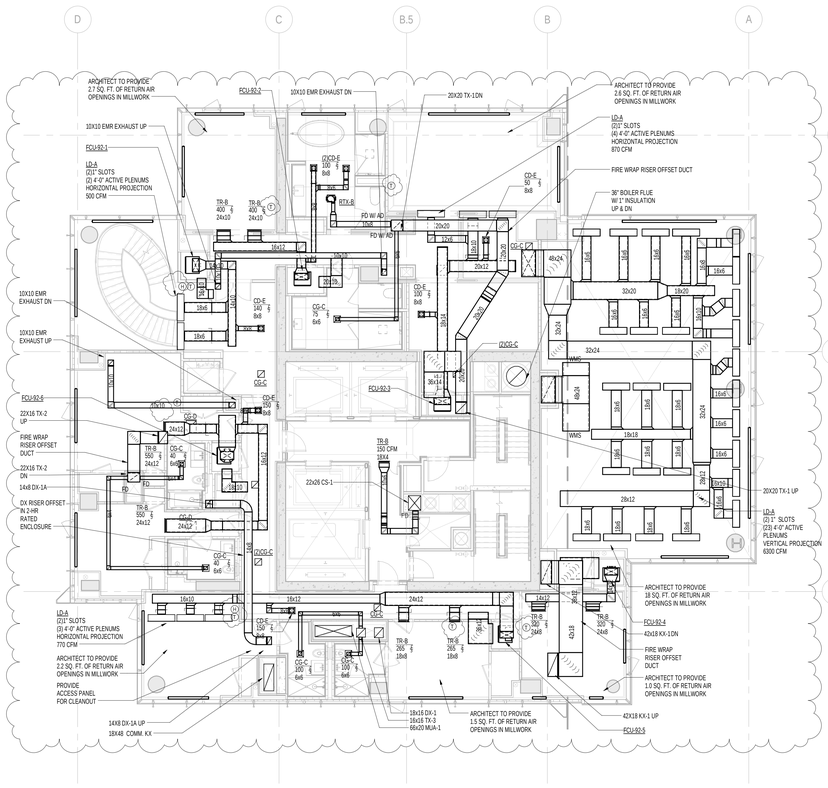

2 92nd FLOOR PLAN
SCALE: 1/8" = 1'-0"

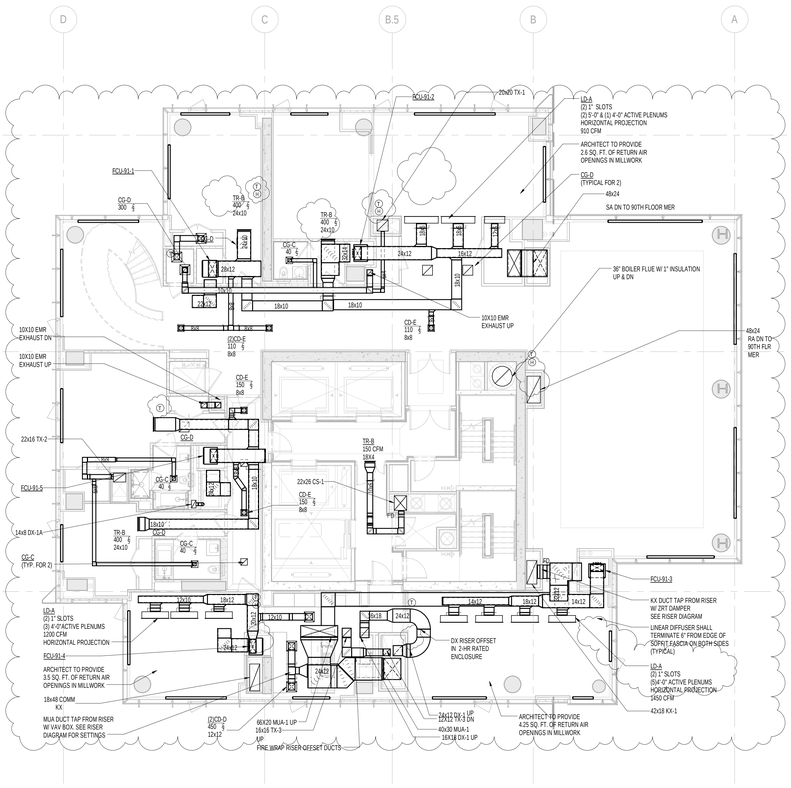

1 91st FLOOR PLAN
SCALE: 1/8" = 1'-0"

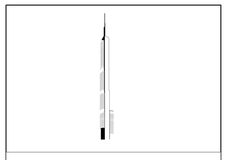

KEY PLAN:

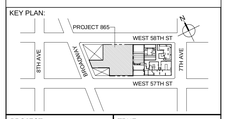

PROJECT NORTH | TRUE NORTH

DEVELOPER:
EXTELL DEVELOPMENT COMPANY
805 THIRD AVENUE, 7TH FLOOR
New York, NY 10022 USA
TEL: 212 712 6000 FAX: 212 712 6100

DESIGN ARCHITECT: Base Building Shell & Core
ADRIAN SMITH + GORDON GILL ARCHITECTURE
111 WEST MONROE STREET SUITE 2300
CHICAGO IL 60603
TEL: 312 920 1888 FAX: 312 920 1775

INTERIOR DESIGNER: Residential
Rottet Architecture and Design Studio, PLLC
298 Fifth Ave, 7th Floor
New York, NY 10001
TEL: 646 998 7000 FAX:

ARCHITECT OF RECORD:Base Building Shell, Core, & Residential
AAI ARCHITECTS, P.C.
401 Wellington St. W., 3rd Floor
Toronto, ON M5V 1E7 Canada
TEL: 416 967 1500 FAX: 416 967 7150

STRUCTURAL ENGINEERS:
WSP CANTOR SEINUK
228 EAST 45th Street
New York, NY 10017 USA
TEL: 212 687 9888 FAX: 646 487 5501

MEP ENGINEERS:
AKF GROUP
One Liberty Plaza, 165 Broadway, 22nd Floor
New York, NY 10006 USA
TEL: 212 354 5656 FAX: 212 354 5668

GEOTECHNICAL ENGINEERS:
Langan Engineering & Environmental Services
21 Penn Plaza - 360 West 31st Street, 8th Floor
New York, NY 10001-2727
TEL: 212 479 5400 FAX: 212 479 5444

CODE CONSULTANTS:
Construction Consulting Associates
100 Church Street
New York, NY 10007
TEL: 212 385 1818 FAX: 212 385 1911

CURTAINWALL CONSULTANT:
AJLP Consulting
40 Worth Street. Suite 826
New York, NY 10013
TEL: 212 757 5659 FAX: 646 219 8508

LANDMARK/PRESERVATION CONSULTANT:
Jan Hird Pokorny Associates, Inc.
39 West 37th Street, 12A
New York, NY 10018
TEL: 212 759 6462 FAX: 212 759 6540

No.	DESCRIPTION	DATE
1	ISSUED FOR SCHEMATIC DESIGN	04 APR 2014
2	ISSUED FOR DESIGN DEVELOPMENT	01 JUL 2014
3	ISSUED FOR DESIGN DEVELOPMENT	31 JUL 2014
4	CD PROGRESS ISSUE 1	15 OCT 2014
5	ISSUED FOR BID - MECHANICAL	15 OCT 2014
6	DOB SUBMISSION	19 DEC 2014
7	CD PROGRESS ISSUE 3	09 MAR 2015
8	CD PROGRESS ISSUE 5	10 AUG 2015
9	DOB AMENDMENT 2	18 SEP 2015

0 4' - 0" 8' - 0" 16' - 0"

Discrepancies must be reported immediately to the Architect before proceeding. Only figured dimensions are to be used. Contractors must check all dimensions on site. This drawing is protected by copyright.

ALL DIMENSIONS ARE SHOWN IN IMPERIAL.

CONSULTANT:
AKF
ONE LIBERTY PLAZA, 165 BROADWAY, 22nd FLOOR
NEW YORK, NY 10006
T: 212.354.5656 F: 212.354.5668
Atlanta • Dallas • Miami Daily • Philadelphia • Tucson
Philadelphia • Phoenix • Dallas • Northeast • Seattle

PROJECT:
217 WEST 57TH STREET
NEW YORK, NY

DRAWING TITLE:
MECHANICAL
91st and 92nd FLOOR PLANS - DUCTWORK

SEAL & SIGNATURE:

DATE:	04/04/14
PROJECT No:	Y130747-000
DRAWN: RC/AZ	REV:
CHK: PHS	9
SCALE: 1/8" = 1'-0"	
DWG No:	
M-167.01	
DOB PAGE No:	33 of 116

DOB EMPLOYEE STAMP: DOB B-SCAN:

36" x 48" Arch E - SHEET SIZE
FILE NAME: C:\Revit Local Files\Y130747-000-AAF-865_MEP15-CENTRAL_jangrant.rvt
PLOT DATE: 4/10/2015 5:39:15 AM

DEPT OF BLDGS 121263825 Job Number
ES10071218 Scan Code

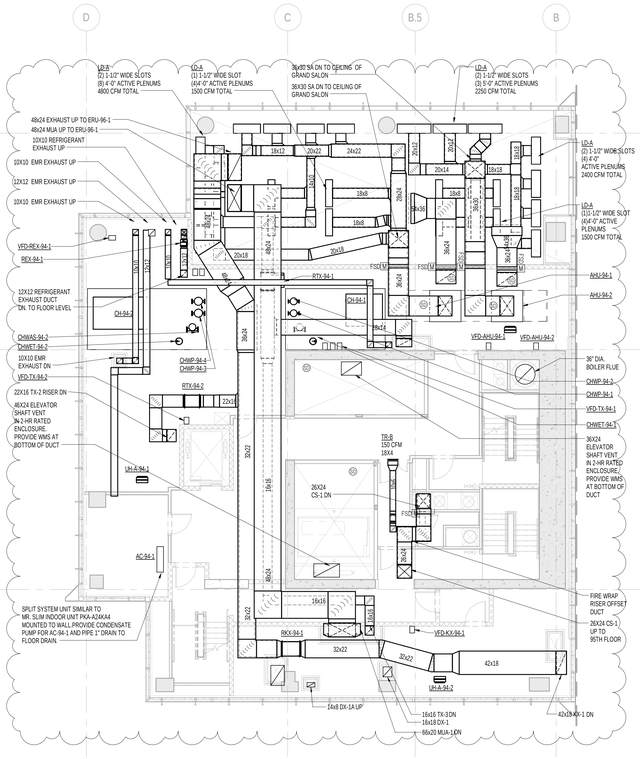

2 94th FLOOR PLAN
SCALE: 1/8" = 1'-0"

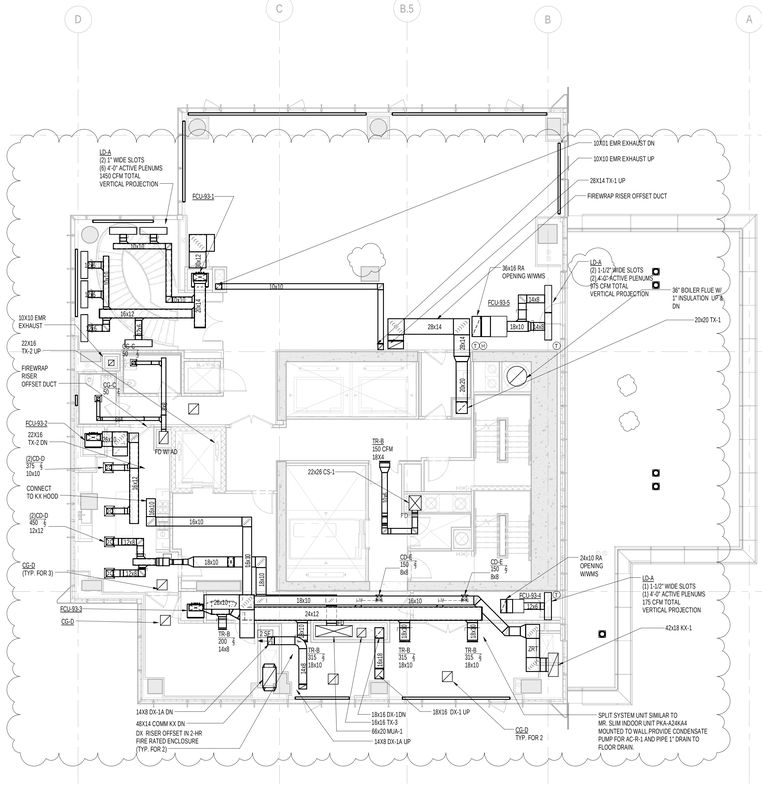

1 93rd FLOOR PLAN
SCALE: 1/8" = 1'-0"

KEY PLAN:

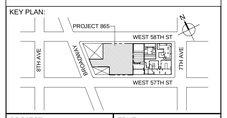

PROJECT NORTH

TRUE NORTH

DEVELOPER:
EXTELL DEVELOPMENT COMPANY
805 THIRD AVENUE, 7TH FLOOR
New York, NY 10022 USA
TEL: 212 712 6000 FAX: 212 712 6100

DESIGN ARCHITECT: Base Building Shell & Core
ADRIAN SMITH + GORDON GILL ARCHITECTURE
111 WEST MONROE STREET SUITE 2300
CHICAGO IL 60603
TEL: 312 920 1888 FAX: 312 920 1775

INTERIOR DESIGNER: Residential
Rottet Architecture and Design Studio, PLLC
298 Fifth Ave, 7th Floor
New York, NY 10001
TEL: 646 998 7000 FAX:

ARCHITECT OF RECORD:Base Building Shell, Core, & Residential
AAI ARCHITECTS, P.C.
401 Wellington St. W., 3rd Floor
Toronto, ON M5V 1E7 Canada
TEL: 416 967 1500 FAX: 416 967 7150

STRUCTURAL ENGINEERS:
WSP CANTOR SEINUK
228 EAST 45th Street
New York, NY 10017 USA
TEL: 212 687 9888 FAX: 646 487 5501

MEP ENGINEERS:
AKF GROUP
One Liberty Plaza, 165 Broadway, 22nd Floor
New York, NY 10006 USA
TEL: 212 354 5656 FAX: 212 354 5668

GEOTECHNICAL ENGINEERS:
Langan Engineering & Environmental Services
21 Penn Plaza - 360 West 31st Street, 8th Floor
New York, NY 10001-2727
TEL: 212 479 5400 FAX: 212 479 5444

CODE CONSULTANTS:
Construction Consulting Associates
100 Church Street
New York, NY 10007
TEL: 212 385 1818 FAX: 212 385 1911

CURTAINWALL CONSULTANT:
AJLP Consulting
40 Worth Street. Suite 826
New York, NY 10013
TEL: 212 757 5659 FAX: 646 219 8508

LANDMARK/PRESERVATION CONSULTANT:
Jan Hird Pokorny Associates, Inc.
39 West 37th Street, 12A
New York, NY 10018
TEL: 212 759 6462 FAX: 212 759 6540

No.	DESCRIPTION	DATE
1	ISSUED FOR SCHEMATIC DESIGN	04 APR 2014
2	ISSUED FOR DESIGN DEVELOPMENT	01 JUL 2014
3	ISSUED FOR DESIGN DEVELOPMENT	31 JUL 2014
4	CD PROGRESS ISSUE 1	15 OCT 2014
5	ISSUED FOR BID - MECHANICAL	15 OCT 2014
6	DOB SUBMISSION	19 DEC 2014
7	CD PROGRESS ISSUE 5	10 AUG 2015
8	DOB AMENDMENT 2	18 SEP 2015

0 4'-0" 8'-0" 16'-0"

Discrepancies must be reported immediately to the Architect before proceeding. Only figured dimensions are to be used. Contractors must check all dimensions on site. This drawing is protected by copyright.

ALL DIMENSIONS ARE SHOWN IN IMPERIAL.

CONSULTANT:
AKF
ONE LIBERTY PLAZA, 165 BROADWAY, 22nd FLOOR
NEW YORK, NY 10006
T: 212.354.5656 F: 212.354.5668
Arlington / Detroit / Kansas City / Minneapolis / New York
Philadelphia / Princeton / Visalia / Richmond / Deerfield

PROJECT:
217 WEST 57TH STREET
NEW YORK, NY

DRAWING TITLE:
MECHANICAL
93rd and 94th FLOOR PLANS - DUCTWORK

SEAL & SIGNATURE:

DATE:	04/04/14
PROJECT No:	Y130747-000
DRAWN: RC/AZ	REV.:
CHK: PHS	8
SCALE: 1/8" = 1'-0"	
DWG No:	
M-168.01	
DOB PAGE No: 34 of 116	

DOB EMPLOYEE STAMP:

DOB B-SCAN:

36" x 48" Arch E - SHEET SIZE
FILE NAME: C:\Revit Local Files\Y130747-000-AKF-865_MEP15-CENTRAL_jlangner.rvt
PLOT DATE: 9/19/2015 1:35:39 AM

DEPT OF BUILDINGS 421263635 Job Number

E3691457925 Scan Code

36" x 48" Arch E - SHEET SIZE

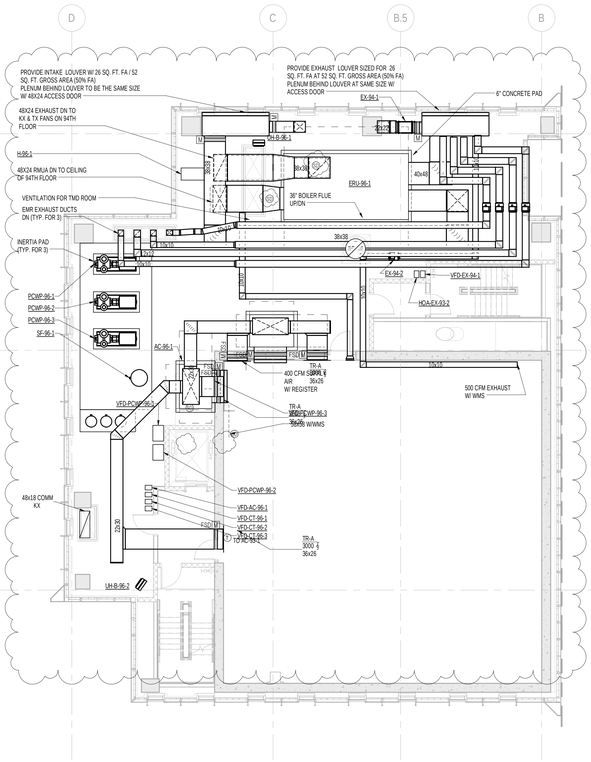

2 96th FLOOR PLAN
SCALE: 1/8" = 1'-0"

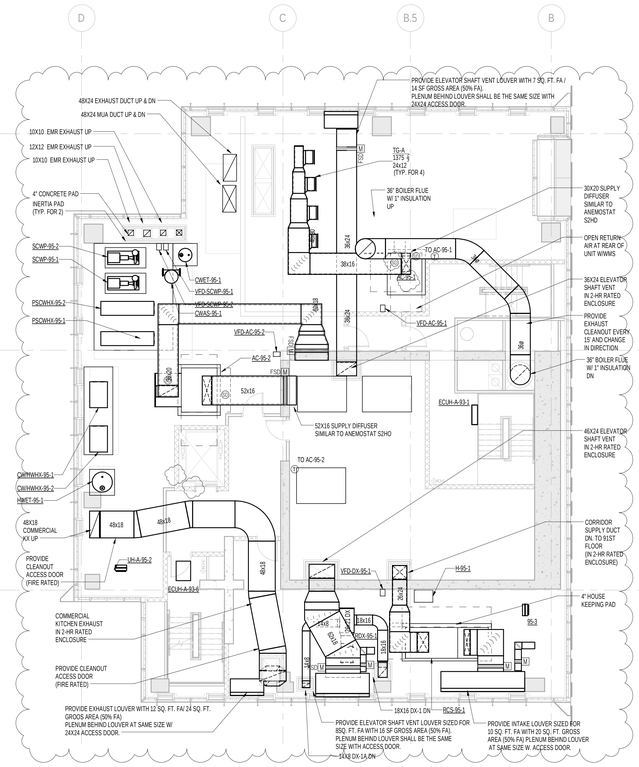

1 95th FLOOR PLAN
SCALE: 1/8" = 1'-0"

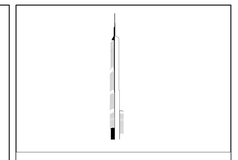

KEY PLAN:

PROJECT NORTH

TRUE NORTH

DEVELOPER:
EXTELL DEVELOPMENT COMPANY
805 THIRD AVENUE, 7TH FLOOR
New York, NY 10022 USA
TEL: 212 712 6000 FAX: 212 712 6100

DESIGN ARCHITECT: Base Building Shell & Core
ADRIAN SMITH + GORDON GILL ARCHITECTURE
111 WEST MONROE STREET SUITE 2300
CHICAGO IL 60603
TEL: 312 920 1888 FAX: 312 920 1775

INTERIOR DESIGNER: Residential
Rottet Architecture and Design Studio, PLLC
298 Fifth Ave, 7th Floor
New York, NY 10001
TEL: 646 998 7000 FAX:

ARCHITECT OF RECORD:Base Building Shell, Core, & Residential
AAI ARCHITECTS, P.C.
401 Wellington St. W., 3rd Floor
Toronto, ON M5V 1E7 Canada
TEL: 416 967 1500 FAX: 416 967 7150

STRUCTURAL ENGINEERS:
WSP CANTOR SEINUK
228 EAST 45th Street
New York, NY 10017 USA
TEL: 212 687 9888 FAX: 646 487 5501

MEP ENGINEERS:
AKF GROUP
One Liberty Plaza, 165 Broadway, 22nd Floor
New York, NY 10006 USA
TEL: 212 354 5656 FAX: 212 354 5668

GEOTECHNICAL ENGINEERS:
Langan Engineering & Environmental Services
21 Penn Plaza - 360 West 31st Street, 8th Floor
New York, NY 10001-2727
TEL: 212 479 5400 FAX: 212 479 5444

CODE CONSULTANTS:
Construction Consulting Associates
100 Church Street
New York, NY 10007
TEL: 212 385 1818 FAX: 212 385 1911

CURTAINWALL CONSULTANT:
AJLP Consulting
40 Worth Street. Suite 826
New York, NY 10013
TEL: 212 757 5659 FAX: 646 219 8508

LANDMARK/PRESERVATION CONSULTANT:
Jan Hird Pokorny Associates, Inc.
39 West 37th Street, 12A
New York, NY 10018
TEL: 212 759 6462 FAX: 212 759 6540

No.	DESCRIPTION	DATE
1	ISSUED FOR SCHEMATIC DESIGN	04 APR 2014
2	ISSUED FOR DESIGN DEVELOPMENT	01 JUL 2014
3	ISSUED FOR DESIGN DEVELOPMENT	31 JUL 2014
4	CD PROGRESS ISSUE 1	15 OCT 2014
5	ISSUED FOR BID - MECHANICAL	15 OCT 2014
6	DOB SUBMISSION	19 DEC 2014
7	CD PROGRESS ISSUE 5	10 AUG 2015
8	DOB AMENDMENT 2	18 SEP 2015

0 4' - 0" 8' - 0" 16' - 0"

Discrepancies must be reported immediately to the Architect before proceeding. Only figured dimensions are to be used. Contractors must check all dimensions on site. This drawing is protected by copyright.

ALL DIMENSIONS ARE SHOWN IN IMPERIAL.

CONSULTANT:
AKF
ONE LIBERTY PLAZA, 165 BROADWAY, 22nd FLOOR
NEW YORK, NY 10006
T: 212.354.5656 F: 212.354.5668
Atlanta / Boston / Mexico City / Minneapolis / New York
Philadelphia / Houston / Dublin / Hartford / Stamford

PROJECT:
217 WEST 57TH STREET
NEW YORK, NY

DRAWING TITLE:
MECHANICAL
95th and 96th FLOOR PLANS - DUCTWORK

SEAL & SIGNATURE:

DATE:	04/04/14
PROJECT No:	Y130747-000
DRAWN: RC/AZ	REV: 8
CHK: PHS	
SCALE: 1/8" = 1'-0"	
DWG No:	**M-169.01**
DOB PAGE No:	35 of 116

DOB EMPLOYEE STAMP:

DOB B-SCAN:

FILE NAME: C:\Revit Local Files\Y130747-000-AKF-865_MEP15-CENTRAL_jlangner.rvt
PLOT DATE: 9/18/2015 5:35:35 AM

DEPT OF BLDGS 121263625 Job Number
E512745067 5 Scan Code

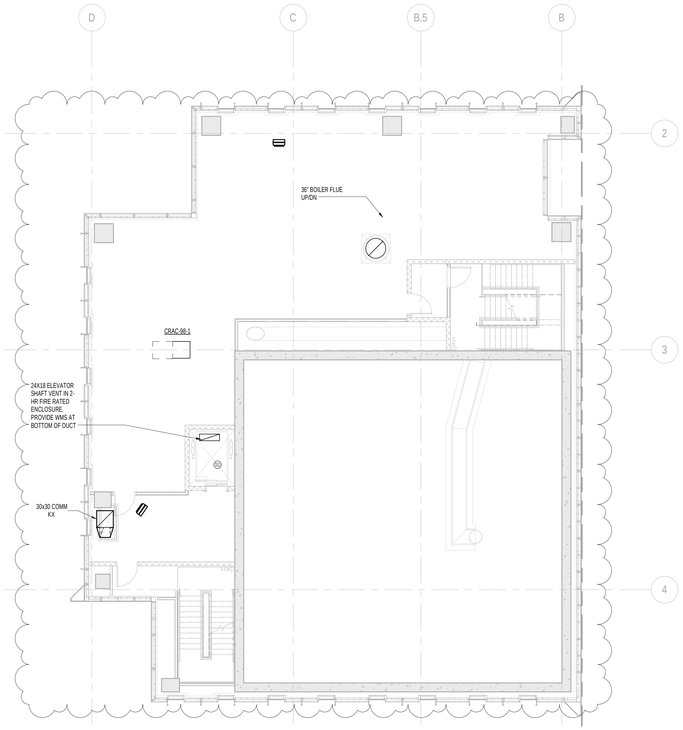

2 98th FLOOR PLAN
SCALE: 1/8" = 1'-0"

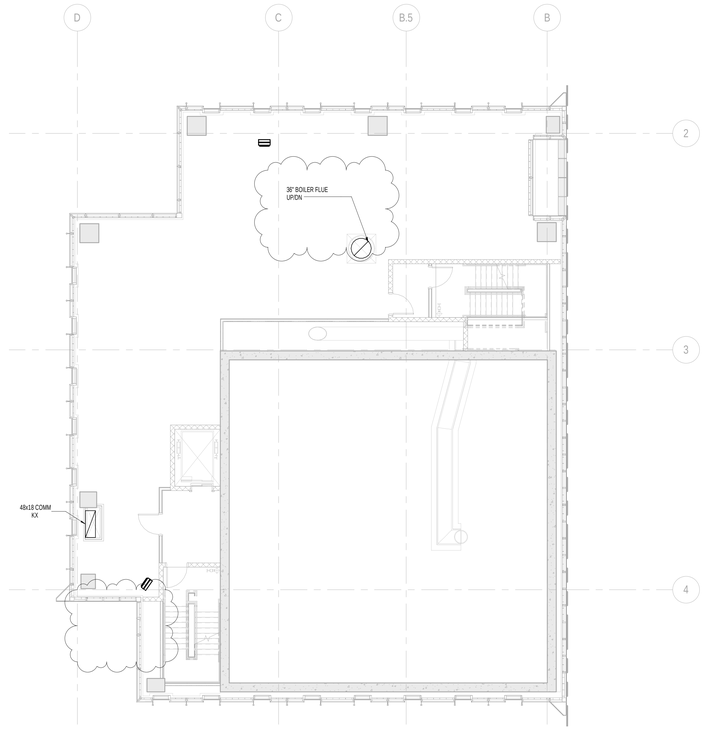

1 97th FLOOR PLAN
SCALE: 1/8" = 1'-0"

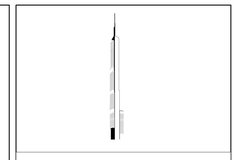

KEY PLAN:

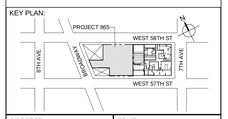

PROJECT NORTH

TRUE NORTH

DEVELOPER:
EXTELL DEVELOPMENT COMPANY
805 THIRD AVENUE, 7TH FLOOR
New York, NY 10022 USA
TEL: 212 712 6000 FAX: 212 712 6100

DESIGN ARCHITECT: Base Building Shell & Core
ADRIAN SMITH + GORDON GILL ARCHITECTURE
111 WEST MONROE STREET SUITE 2300
CHICAGO IL 60603
TEL: 312 920 1888 FAX: 312 920 1775

INTERIOR DESIGNER: Residential
Rottet Architecture and Design Studio, PLLC
298 Fifth Ave, 7th Floor
New York, NY 10001
TEL: 646 998 7000 FAX:

ARCHITECT OF RECORD:Base Building Shell, Core, & Residential
AAI ARCHITECTS, P.C.
401 Wellington St. W., 3rd Floor
Toronto, ON M5V 1E7 Canada
TEL: 416 967 1500 FAX: 416 967 7150

STRUCTURAL ENGINEERS:
WSP CANTOR SEINUK
228 EAST 45th Street
New York, NY 10017 USA
TEL: 212 687 9888 FAX: 646 487 5501

MEP ENGINEERS:
AKF GROUP
One Liberty Plaza, 165 Broadway, 22nd Floor
New York, NY 10006 USA
TEL: 212 354 5656 FAX: 212 354 5668

GEOTECHNICAL ENGINEERS:
Langan Engineering & Environmental Services
21 Penn Plaza - 360 West 31st Street, 8th Floor
New York, NY 10001-2727
TEL: 212 479 5400 FAX: 212 479 5444

CODE CONSULTANTS:
Construction Consulting Associates
100 Church Street
New York, NY 10007
TEL: 212 385 1818 FAX: 212 385 1911

CURTAINWALL CONSULTANT:
AJLP Consulting
40 Worth Street. Suite 826
New York, NY 10013
TEL: 212 757 5659 FAX: 646 219 8508

LANDMARK/PRESERVATION CONSULTANT:
Jan Hird Pokorny Associates, Inc.
39 West 37th Street, 12A
New York, NY 10018
TEL: 212 759 6462 FAX: 212 759 6540

No.	DESCRIPTION	DATE
1	ISSUED FOR SCHEMATIC DESIGN	04 APR 2014
2	ISSUED FOR DESIGN DEVELOPMENT	01 JUL 2014
3	ISSUED FOR DESIGN DEVELOPMENT	31 JUL 2014
4	CD PROGRESS ISSUE 1	15 OCT 2014
5	ISSUED FOR BID - MECHANICAL	15 OCT 2014
6	DOB SUBMISSION	19 DEC 2014
7	CD PROGRESS ISSUE 5	10 AUG 2015
8	DOB AMENDMENT 2	18 SEP 2015

0 4'-0" 8'-0" 16'-0"

Discrepancies must be reported immediately to the Architect before proceeding. Only figured dimensions are to be used. Contractors must check all dimensions on site. This drawing is protected by copyright.

ALL DIMENSIONS ARE SHOWN IN IMPERIAL.

CONSULTANT:
AKF
ONE LIBERTY PLAZA, 165 BROADWAY, 22nd FLOOR
NEW YORK, NY 10006
T: 212.354.5656 F: 212.354.5668
Arlington / Boston / Mexico City / Minneapolis / New York
Philadelphia / Princeton / Puebla / Richmond / Sterlingt

PROJECT:
217 WEST 57TH STREET
NEW YORK, NY

DRAWING TITLE:
MECHANICAL
97th and 98th FLOOR PLANS - DUCTWORK

SEAL & SIGNATURE:

DATE:	04/04/14
PROJECT No:	Y130747-000
DRAWN: RC/AZ	REV.: 8
CHK: PHS	
SCALE: 1/8" = 1'-0"	
DWG No:	M-170.01
DOB PAGE No:	36 of 116

DOB EMPLOYEE STAMP:

DOB B-SCAN:

36" x 48" Arch E - SHEET SIZE

FILE NAME: C:\Revit Local Files\Y130747-000-AKF-865_MEP15-CENTRAL_jangner.rvt
PLOT DATE: 9/18/2015 5:36:39 AM

DEPT OF BLDGS 421263426 Job Number
E503435529 Scan Code

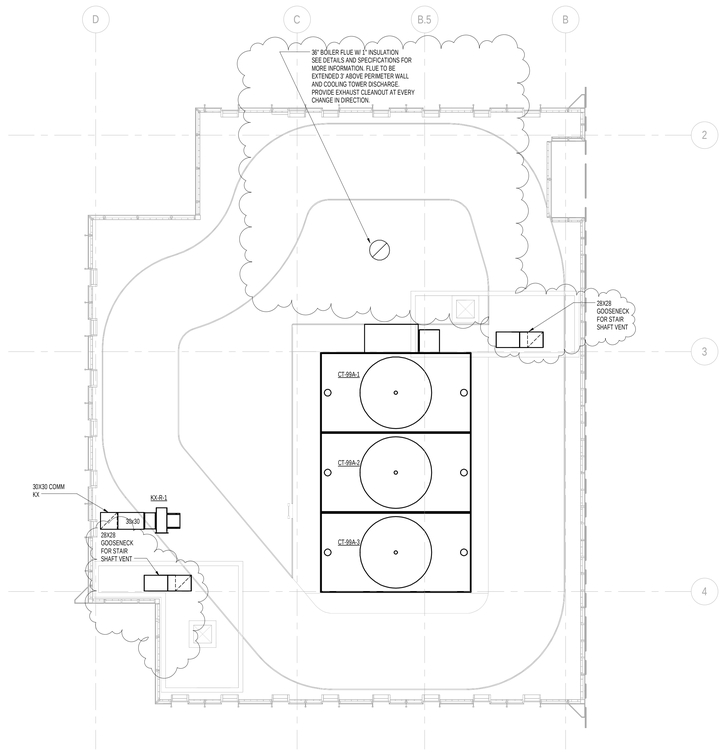

2 BMU FLOOR PLAN
SCALE: 1/8" = 1'-0"

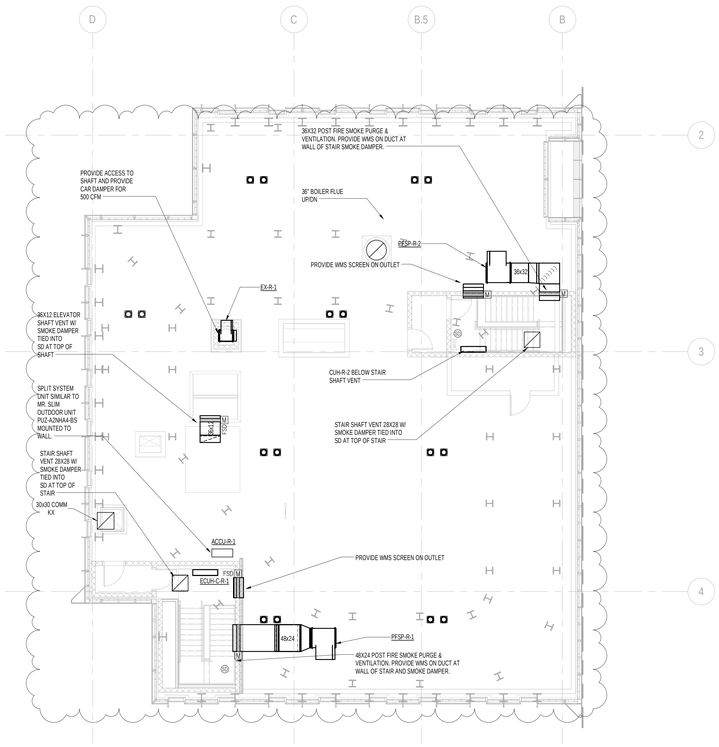

1 99th FLOOR PLAN
SCALE: 1/8" = 1'-0"



KEY PLAN:

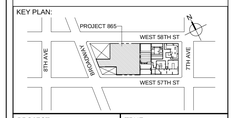

PROJECT NORTH

TRUE NORTH

DEVELOPER:
EXTELL DEVELOPMENT COMPANY
805 THIRD AVENUE, 7TH FLOOR
New York, NY 10022 USA
TEL: 212 712 6000 FAX: 212 712 6100

DESIGN ARCHITECT: Base Building Shell & Core
ADRIAN SMITH + GORDON GILL ARCHITECTURE
111 WEST MONROE STREET SUITE 2300
CHICAGO IL 60603
TEL: 312 920 1888 FAX: 312 920 1775

INTERIOR DESIGNER: Residential
Rottet Architecture and Design Studio, PLLC
298 Fifth Ave, 7th Floor
New York, NY 10001
TEL: 646 998 7000 FAX:

ARCHITECT OF RECORD:Base Building Shell, Core, & Residential
AAI ARCHITECTS, P.C.
401 Wellington St. W., 3rd Floor
Toronto, ON M5V 1E7 Canada
TEL: 416 967 1500 FAX: 416 967 7150

STRUCTURAL ENGINEERS:
WSP CANTOR SEINUK
228 EAST 45th Street
New York, NY 10017 USA
TEL: 212 687 9888 FAX: 646 487 5501

MEP ENGINEERS:
AKF GROUP
One Liberty Plaza, 165 Broadway, 22nd Floor
New York, NY 10006 USA
TEL: 212 354 5656 FAX: 212 354 5668

GEOTECHNICAL ENGINEERS:
Langan Engineering & Environmental Services
21 Penn Plaza - 360 West 31st Street, 8th Floor
New York, NY 10001-2727
TEL: 212 479 5400 FAX: 212 479 5444

CODE CONSULTANTS:
Construction Consulting Associates
100 Church Street
New York, NY 10007
TEL: 212 385 1818 FAX: 212 385 1911

CURTAINWALL CONSULTANT:
AJLP Consulting
40 Worth Street, Suite 826
New York, NY 10013
TEL: 212 757 5659 FAX: 646 219 8508

LANDMARK/PRESERVATION CONSULTANT:
Jan Hird Pokorny Associates, Inc.
39 West 37th Street, 12A
New York, NY 10018
TEL: 212 759 6462 FAX: 212 759 6540

No.	DESCRIPTION	DATE
1	CD PROGRESS ISSUE 5	10 AUG 2015
2	DOB AMENDMENT 2	18 SEP 2015

0 4' - 0" 8' - 0" 16' - 0"

Discrepancies must be reported immediately to the Architect before proceeding. Only figured dimensions are to be used. Contractors must check all dimensions on site. This drawing is protected by copyright.

ALL DIMENSIONS ARE SHOWN IN IMPERIAL.

CONSULTANT:
AKF
ONE LIBERTY PLAZA, 165 BROADWAY, 22nd FLOOR
NEW YORK, NY 10006
T: 212.354.5656 F: 212.354.5668
Atlanta / Boston / Mexico City / Minneapolis / New York
Philadelphia / Princeton / Dublin / Hyderabad / Bangalore

PROJECT:

217 WEST 57TH STREET
NEW YORK, NY

DRAWING TITLE:

MECHANICAL
99th and BMU FLOOR PLANS - DUCTWORK

SEAL & SIGNATURE:

STATE OF NEW YORK · PETER H. SCHWEIZER · 025,073 · LICENSED PROFESSIONAL ENGINEER

DATE:	04/04/14
PROJECT No:	Y130747-000
DRAWN: RC/AZ	REV: 2
CHK: PHS	
SCALE: 1/8" = 1'-0"	
DWG No:	**M-171.01**
DOB PAGE No:	37 of 116

DOB EMPLOYEE STAMP:

DOB B-SCAN:

36" x 48" Arch E - SHEET SIZE
FILE NAME: C:\Revit Local Files\Y130747-000-AKF-865_MEP15-CENTRAL_jlangner.rvt
PLOT DATE: 9/18/2015 5:36:35 AM

DEPT OF BLDGS 121282426 Job Number
E320231359S Scan Code

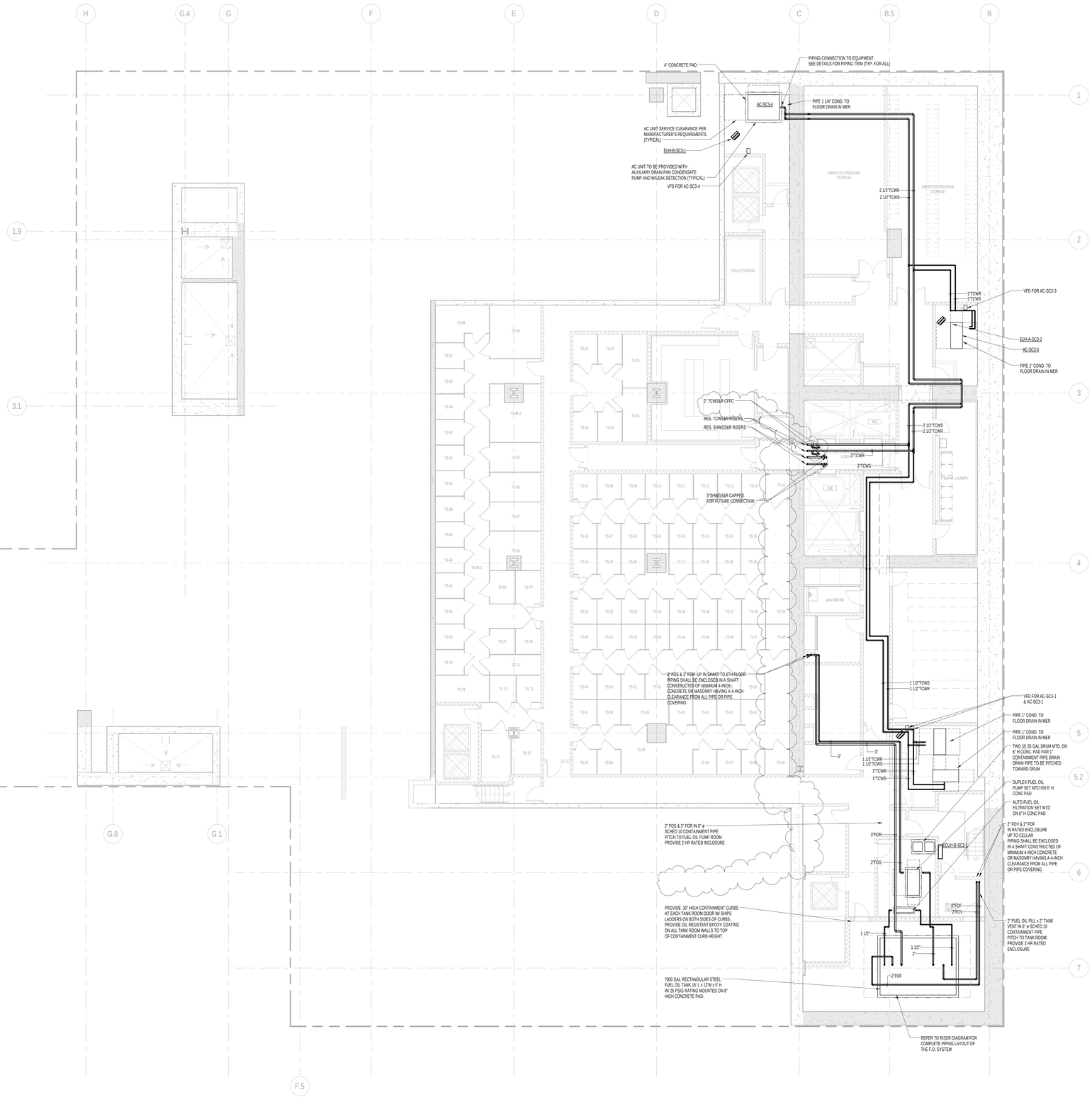

1 SUB CELLAR 3 FLOOR PLAN
SCALE: 1/8" = 1'-0"

PIPING NOTES:

1. RUN CONDENSATE LINE FROM AC UNITS TO NEAREST FLOOR DRAIN. COORDINATE WITH PLUMBING PLANS.
2. ALL PIPING SHALL BE INSULATED PER MECHANICAL SPECIFICATIONS.

KEY PLAN:

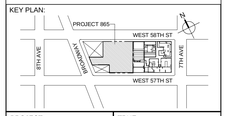

PROJECT NORTH | TRUE NORTH

DEVELOPER:
EXTELL DEVELOPMENT COMPANY
805 THIRD AVENUE, 7TH FLOOR
New York, NY 10022 USA
TEL: 212 712 6000 FAX: 212 712 6100

DESIGN ARCHITECT: Base Building Shell & Core
ADRIAN SMITH + GORDON GILL ARCHITECTURE
111 WEST MONROE STREET SUITE 2300
CHICAGO IL 60603
TEL: 312 920 1888 FAX: 312 920 1775

INTERIOR DESIGNER: Residential
Rottet Architecture and Design Studio, PLLC
298 Fifth Ave, 7th Floor
New York, NY 10001
TEL: 646 998 7000 FAX:

ARCHITECT OF RECORD:Base Building Shell, Core, & Residential
AAI ARCHITECTS, P.C.
401 Wellington St. W., 3rd Floor
Toronto, ON M5V 1E7 Canada
TEL: 416 967 1500 FAX: 416 967 7150

STRUCTURAL ENGINEERS:
WSP CANTOR SEINUK
228 EAST 45th Street
New York, NY 10017 USA
TEL: 212 687 9888 FAX: 646 487 5501

MEP ENGINEERS:
AKF GROUP
One Liberty Plaza, 165 Broadway, 22nd Floor
New York, NY 10006 USA
TEL: 212 354 5656 FAX: 212 354 5668

GEOTECHNICAL ENGINEERS:
Langan Engineering & Environmental Services
21 Penn Plaza - 360 West 31st Street, 8th Floor
New York, NY 10001-2727
TEL: 212 479 5400 FAX: 212 479 5444

CODE CONSULTANTS:
Construction Consulting Associates
100 Church Street
New York, NY 10007
TEL: 212 385 1818 FAX: 212 385 1911

CURTAINWALL CONSULTANT:
AJLP Consulting
40 Worth Street. Suite 826
New York, NY 10013
TEL: 212 757 5659 FAX: 646 219 8508

LANDMARK/PRESERVATION CONSULTANT:
Jan Hird Pokorny Associates, Inc.
39 West 37th Street, 12A
New York, NY 10018
TEL: 212 759 6462 FAX: 212 759 6540

No.	DESCRIPTION	DATE
1	ISSUED FOR SCHEMATIC DESIGN	04 APR 2014
2	ISSUED FOR DESIGN DEVLEOPMENT	01 JUL 2014
3	ISSUED FOR DESIGN DEVLEOPMENT	31 JUL 2014
4	CD PROGRESS ISSUE 1	15 OCT 2014
5	ISSUED FOR BID - MECHANICAL	15 OCT 2014
6	DOB SUBMISSION	19 DEC 2014
7	CD PROGRESS ISSUE 3	09 MAR 2015
8	CD PROGRESS ISSUE 5	10 AUG 2015
9	DOB AMENDMENT 2	18 SEP 2015

0 4' - 0" 8' - 0" 16' - 0"

Discrepancies must be reported immediately to the Architect before proceeding. Only figured dimensions are to be used. Contractors must check all dimensions on site. This drawing is protected by copyright.

ALL DIMENSIONS ARE SHOWN IN IMPERIAL.

CONSULTANT:
AKF
ONE LIBERTY PLAZA, 165 BROADWAY, 22nd FLOOR
NEW YORK, NY 10006
T: 212.354.5656 F: 212.354.5668
Atlanta / Boise / Mexico City / Minneapolis / New York
Philadelphia / Houston / Fairfax / Rochester / Stamford

PROJECT:
217 WEST 57TH STREET
NEW YORK, NY

DRAWING TITLE:
MECHANICAL
SUB CELLAR 3 PLAN - PIPING

SEAL & SIGNATURE:

DATE:	04/04/14
PROJECT No:	Y130747-000
DRAWN: MY	REV: 9
CHK: PHS	
SCALE: As indicated	
DWG No:	M-200.01
DOB PAGE No:	38 of 116

DOB EMPLOYEE STAMP:
DOB B-SCAN:

36" x 48" Arch E - SHEET SIZE
FILE NAME: C:\Revit Local Files\Y130747-000-AKF-865_MEP15-CENTRAL_jangner.rvt
PLOT DATE: 9/18/2015 5:36:45 AM

DEPT OF BLDGS 121267025 Job Number
E300043998 Scan Code

36" x 48" Arch E SHEET SIZE

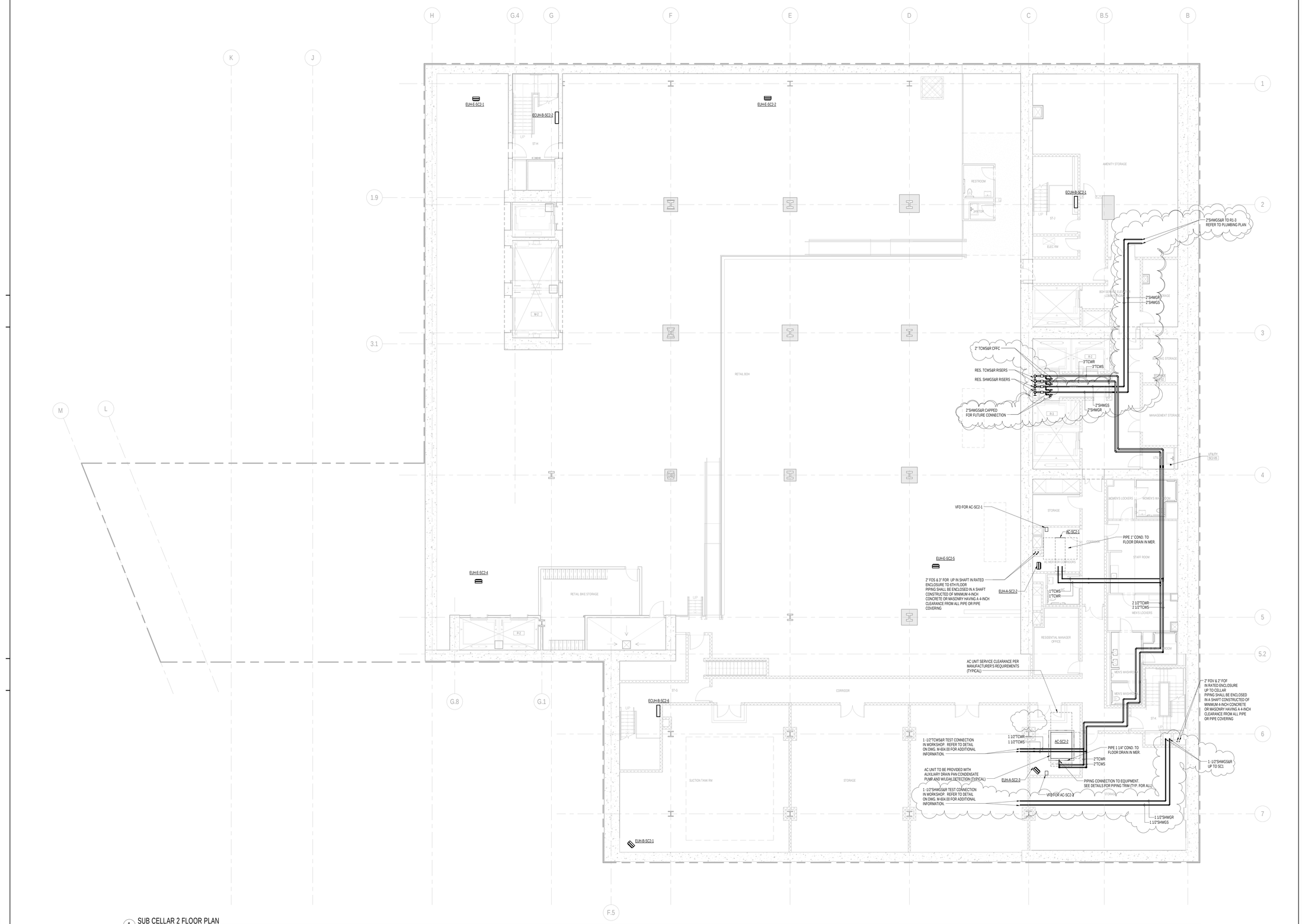

1 SUB CELLAR 2 FLOOR PLAN
SCALE: 1/8" = 1'-0"

PIPING NOTES:

1. RUN CONDENSATE LINE FROM AC UNITS TO NEAREST FLOOR DRAIN. COORDINATE WITH PLUMBING PLANS.
2. ALL PIPING SHALL BE INSULATED PER MECHANICAL SPECIFICATIONS.

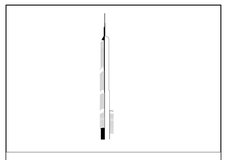

KEY PLAN:

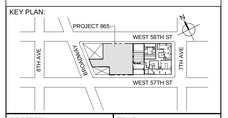

PROJECT NORTH

TRUE NORTH

DEVELOPER:
EXTELL DEVELOPMENT COMPANY
805 THIRD AVENUE, 7TH FLOOR
New York, NY 10022 USA
TEL: 212 712 6000 FAX: 212 712 6100

DESIGN ARCHITECT: Base Building Shell & Core
ADRIAN SMITH + GORDON GILL ARCHITECTURE
111 WEST MONROE STREET SUITE 2300
CHICAGO IL 60603
TEL: 312 920 1888 FAX: 312 920 1775

INTERIOR DESIGNER: Residential
Rottet Architecture and Design Studio, PLLC
298 Fifth Ave, 7th Floor
New York, NY 10001
TEL: 646 998 7000 FAX:

ARCHITECT OF RECORD:Base Building Shell, Core, & Residential
AAI ARCHITECTS, P.C.
401 Wellington St. W., 3rd Floor
Toronto, ON M5V 1E7 Canada
TEL: 416 967 1500 FAX: 416 967 7150

STRUCTURAL ENGINEERS:
WSP CANTOR SEINUK
228 EAST 45th Street
New York, NY 10017 USA
TEL: 212 687 9888 FAX: 646 487 5501

MEP ENGINEERS:
AKF GROUP
One Liberty Plaza, 165 Broadway, 22nd Floor
New York, NY 10006 USA
TEL: 212 354 5656 FAX: 212 354 5668

GEOTECHNICAL ENGINEERS:
Langan Engineering & Environmental Services
21 Penn Plaza - 360 West 31st Street, 8th Floor
New York, NY 10001-2727
TEL: 212 479 5400 FAX: 212 479 5444

CODE CONSULTANTS:
Construction Consulting Associates
100 Church Street
New York, NY 10007
TEL: 212 385 1818 FAX: 212 385 1911

CURTAINWALL CONSULTANT:
AJLP Consulting
40 Worth Street. Suite 826
New York, NY 10013
TEL: 212 757 5659 FAX: 646 219 8508

LANDMARK/PRESERVATION CONSULTANT:
Jan Hird Pokorny Associates, Inc.
39 West 37th Street, 12A
New York, NY 10018
TEL: 212 759 6462 FAX: 212 759 6540

No.	DESCRIPTION	DATE
1	ISSUED FOR SCHEMATIC DESIGN	04 APR 2014
2	ISSUED FOR DESIGN DEVLEOPMENT	01 JUL 2014
3	ISSUED FOR DESIGN DEVLEOPMENT	31 JUL 2014
4	CD PROGRESS ISSUE 1	15 OCT 2014
5	ISSUED FOR BID - MECHANICAL	15 OCT 2014
6	DOB SUBMISSION	19 DEC 2014
7	CD PROGRESS ISSUE 3	09 MAR 2015
8	CD PROGRESS ISSUE 5	10 AUG 2015
9	DOB AMENDMENT 2	18 SEP 2015

0 4' - 0" 8' - 0" 16' - 0"

Discrepancies must be reported immediately to the Architect before proceeding. Only figured dimensions are to be used. Contractors must check all dimensions on site. This drawing is protected by copyright.

ALL DIMENSIONS ARE SHOWN IN IMPERIAL.

CONSULTANT:
AKF
ONE LIBERTY PLAZA, 165 BROADWAY, 22nd FLOOR
NEW YORK, NY 10006
T: 212.354.5656 F: 212.354.5668
Atlanta / Boise / Mexico City / Minneapolis / New York
Philadelphia / Houston / Portlle / Rochester / Stamford

PROJECT:
217 WEST 57TH STREET
NEW YORK, NY

DRAWING TITLE:
MECHANICAL
SUB CELLAR 2 PLAN - PIPING

SEAL & SIGNATURE:

STATE OF NEW YORK · MICHAEL YOUNG · 036-20135 · LICENSED PROFESSIONAL ENGINEER

DATE:	04/04/14
PROJECT No:	Y130747-000
DRAWN: MY	REV: 9
CHK: PHS	
SCALE: As indicated	
DWG No:	M-201.01
DOB PAGE No:	39 of 116

DOB EMPLOYEE STAMP:

DOB B-SCAN:

FILE NAME: C:\Revit Local Files\Y130747-000-AKF-IBE_MEP15-CENTRAL_jangner.rvt
PLOT DATE: 9/18/2015 9:36:57 AM

DEPT OF BLDGS 121263426 Job Number
E362795995 Scan Code

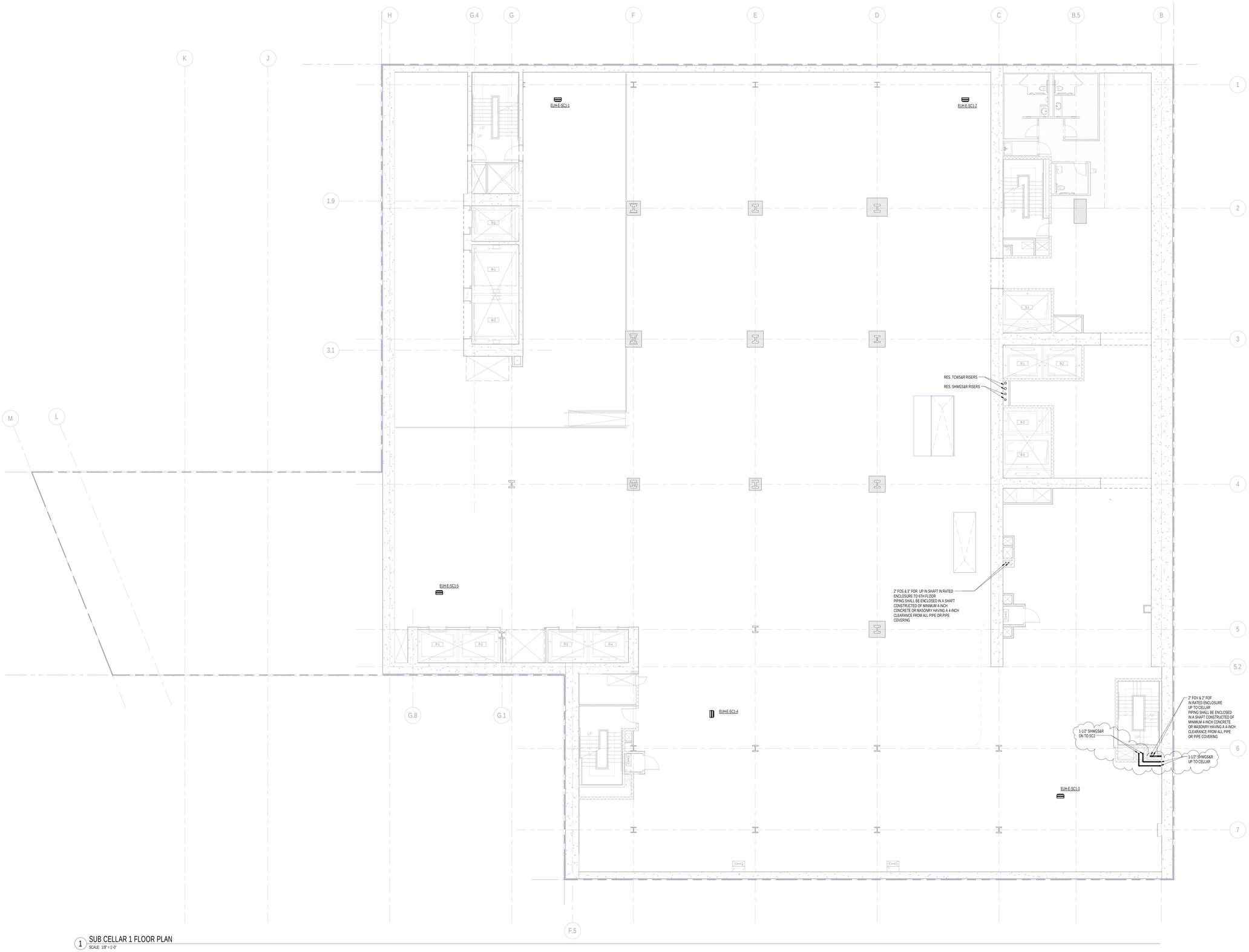

1 SUB CELLAR 1 FLOOR PLAN
SCALE: 1/8" = 1'-0"

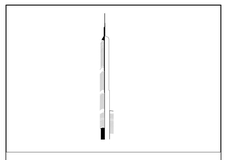

KEY PLAN:

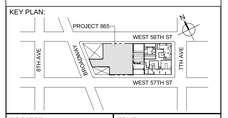

PROJECT NORTH

TRUE NORTH

DEVELOPER:
EXTELL DEVELOPMENT COMPANY
805 THIRD AVENUE, 7TH FLOOR
New York, NY 10022 USA
TEL: 212 712 6000 FAX: 212 712 6100

DESIGN ARCHITECT: Base Building Shell & Core
ADRIAN SMITH + GORDON GILL ARCHITECTURE
111 WEST MONROE STREET SUITE 2300
CHICAGO IL 60603
TEL: 312 920 1888 FAX: 312 920 1775

INTERIOR DESIGNER: Residential
Rottet Architecture and Design Studio, PLLC
298 Fifth Ave, 7th Floor
New York, NY 10001
TEL: 646 998 7000 FAX:

ARCHITECT OF RECORD:Base Building Shell, Core, & Residential
AAI ARCHITECTS, P.C.
401 Wellington St. W., 3rd Floor
Toronto, ON M5V 1E7 Canada
TEL: 416 967 1500 FAX: 416 967 7150

STRUCTURAL ENGINEERS:
WSP CANTOR SEINUK
228 EAST 45th Street
New York, NY 10017 USA
TEL: 212 687 9888 FAX: 646 487 5501

MEP ENGINEERS:
AKF GROUP
One Liberty Plaza, 165 Broadway, 22nd Floor
New York, NY 10006 USA
TEL: 212 354 5656 FAX: 212 354 5668

GEOTECHNICAL ENGINEERS:
Langan Engineering & Environmental Services
21 Penn Plaza - 360 West 31st Street, 8th Floor
New York, NY 10001-2727
TEL: 212 479 5400 FAX: 212 479 5444

CODE CONSULTANTS:
Construction Consulting Associates
100 Church Street
New York, NY 10007
TEL: 212 385 1818 FAX: 212 385 1911

CURTAINWALL CONSULTANT:
AJLP Consulting
40 Worth Street, Suite 826
New York, NY 10013
TEL: 212 757 5659 FAX: 646 219 8508

LANDMARK/PRESERVATION CONSULTANT:
Jan Hird Pokorny Associates, Inc.
39 West 37th Street, 12A
New York, NY 10018
TEL: 212 759 6462 FAX: 212 759 6540

No.	DESCRIPTION	DATE
1	ISSUED FOR SCHEMATIC DESIGN	04 APR 2014
2	ISSUED FOR DESIGN DEVELOPMENT	01 JUL 2014
3	ISSUED FOR DESIGN DEVELOPMENT	31 JUL 2014
4	CD PROGRESS ISSUE 1	15 OCT 2014
5	ISSUED FOR BID - MECHANICAL	15 OCT 2014
6	DOB SUBMISSION	19 DEC 2014
7	CD PROGRESS ISSUE 5	10 AUG 2015
8	DOB AMENDMENT 2	18 SEP 2015

0 4'-0" 8'-0" 16'-0"

Discrepancies must be reported immediately to the Architect before proceeding. Only figured dimensions are to be used. Contractors must check all dimensions on site. This drawing is protected by copyright.

ALL DIMENSIONS ARE SHOWN IN IMPERIAL.

CONSULTANT:
AKF
ONE LIBERTY PLAZA, 165 BROADWAY, 22nd FLOOR
NEW YORK, NY 10006
T: 212.354.5656 F: 212.354.5668
Arlington / Boston / Boulder City / Minneapolis / Rome (IT)
Philadelphia / Houston / Toronto / Vancouver / Washington

PROJECT:

217 WEST 57TH STREET
NEW YORK, NY

DRAWING TITLE:

MECHANICAL
SUB CELLAR 1 PLAN - PIPING

SEAL & SIGNATURE:

STATE OF NEW YORK · LICENSED PROFESSIONAL ENGINEER · PHILIP H. SMITH · 065 070 35 · PROFESSIONAL ENGINEER SEAL

DATE:	04/04/14
PROJECT No:	Y130747-000
DRAWN: MY	REV:
CHK: PHS	8
SCALE: 1/8" = 1'-0"	
DWG No:	
M-202.01	
DOB PAGE No:	40 of 116

DOB EMPLOYEE STAMP:

DOB B-SCAN:

36" x 48" Arch E - SHEET SIZE
FILE NAME: C:\Revit Local Files\Y130747-000-AKF-865_MEP15-CENTRAL_jlangner.rvt
PLOT DATE: 9/18/2015 5:37:07 AM

DEPT OF BLDGS 121267635 Job Number
E3820550A36 Scan Code

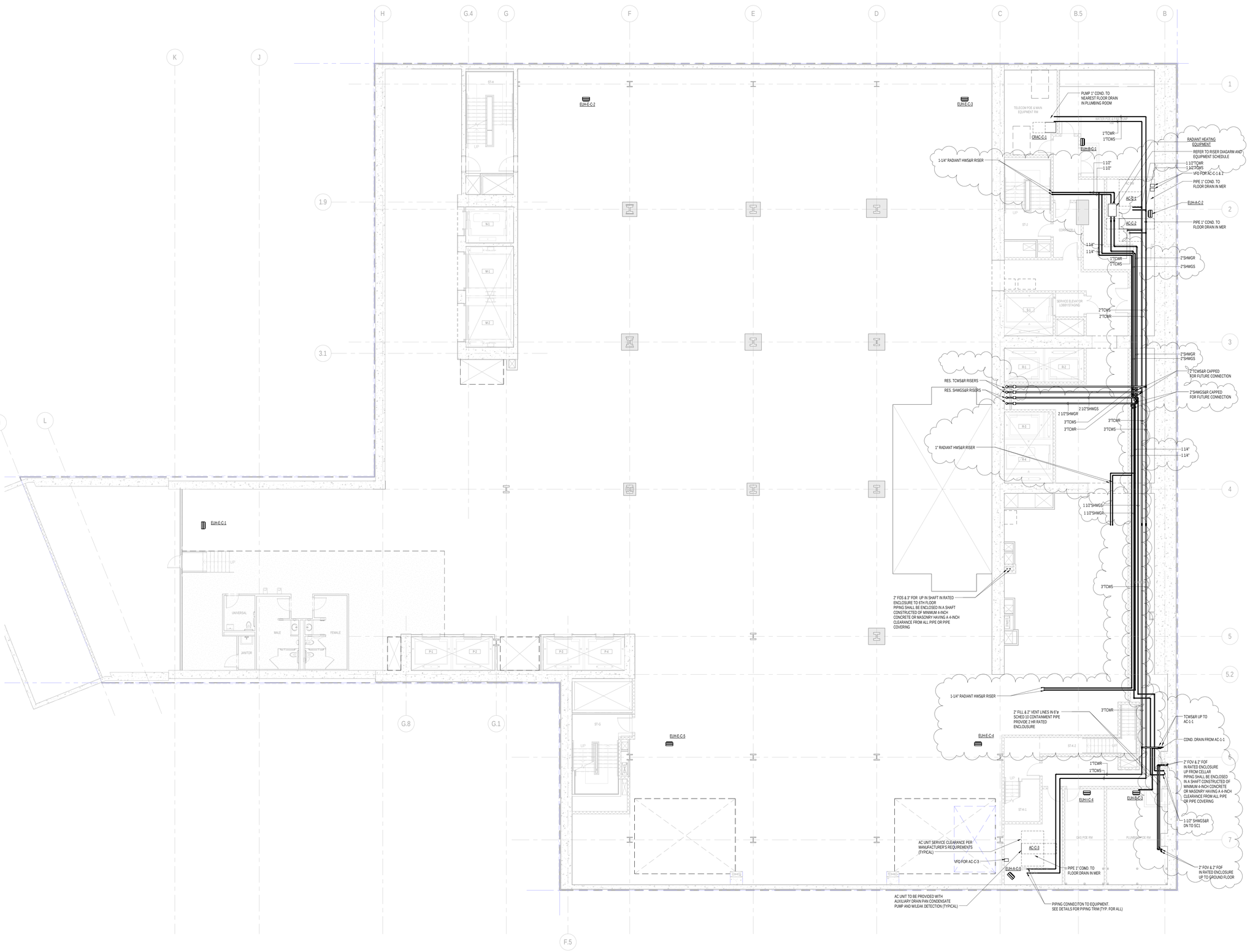

1 CELLAR FLOOR PLAN
SCALE: 1/8" = 1'-0"

PIPING NOTES:

1. RUN CONDENSATE LINE FROM AC UNITS TO NEAREST FLOOR DRAIN. COORDINATE WITH PLUMBING PLANS.
2. ALL PIPING SHALL BE INSULATED PER MECHANICAL SPECIFICATIONS.

KEY PLAN:

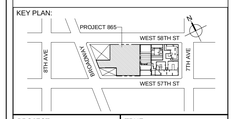

PROJECT NORTH | TRUE NORTH

DEVELOPER:
EXTELL DEVELOPMENT COMPANY
805 THIRD AVENUE, 7TH FLOOR
New York, NY 10022 USA
TEL: 212 712 6000 FAX: 212 712 6100

DESIGN ARCHITECT: Base Building Shell & Core
ADRIAN SMITH + GORDON GILL ARCHITECTURE
111 WEST MONROE STREET SUITE 2300
CHICAGO IL 60603
TEL: 312 920 1888 FAX: 312 920 1775

INTERIOR DESIGNER: Residential
Rottet Architecture and Design Studio, PLLC
298 Fifth Ave, 7th Floor
New York, NY 10001
TEL: 646 998 7000 FAX:

ARCHITECT OF RECORD:Base Building Shell, Core, & Residential
AAI ARCHITECTS, P.C.
401 Wellington St. W., 3rd Floor
Toronto, ON M5V 1E7 Canada
TEL: 416 967 1500 FAX: 416 967 7150

STRUCTURAL ENGINEERS:
WSP CANTOR SEINUK
228 EAST 45th Street
New York, NY 10017 USA
TEL: 212 687 9888 FAX: 646 487 5501

MEP ENGINEERS:
AKF GROUP
One Liberty Plaza, 165 Broadway, 22nd Floor
New York, NY 10006 USA
TEL: 212 354 5656 FAX: 212 354 5668

GEOTECHNICAL ENGINEERS:
Langan Engineering & Environmental Services
21 Penn Plaza - 360 West 31st Street, 8th Floor
New York, NY 10001-2727
TEL: 212 479 5400 FAX: 212 479 5444

CODE CONSULTANTS:
Construction Consulting Associates
100 Church Street
New York, NY 10007
TEL: 212 385 1818 FAX: 212 385 1911

CURTAINWALL CONSULTANT:
AJLP Consulting
40 Worth Street, Suite 826
New York, NY 10013
TEL: 212 757 5659 FAX: 646 219 8508

LANDMARK/PRESERVATION CONSULTANT:
Jan Hird Pokorny Associates, Inc.
39 West 37th Street, 12A
New York, NY 10018
TEL: 212 759 6462 FAX: 212 759 6540

No.	DESCRIPTION	DATE
1	ISSUED FOR SCHEMATIC DESIGN	04 APR 2014
2	ISSUED FOR DESIGN DEVELOPMENT	01 JUL 2014
3	ISSUED FOR DESIGN DEVELOPMENT	31 JUL 2014
4	CD PROGRESS ISSUE 1	15 OCT 2014
5	ISSUED FOR BID - MECHANICAL	15 OCT 2014
6	DOB SUBMISSION	19 DEC 2014
7	CD PROGRESS ISSUE 3	09 MAR 2015
8	CD PROGRESS ISSUE 4	01 JUN 2015
9	CD PROGRESS ISSUE 5	10 AUG 2015
10	DOB AMENDMENT 2	18 SEP 2015

0 4'-0" 8'-0" 16'-0"

Discrepancies must be reported immediately to the Architect before proceeding. Only figured dimensions are to be used. Contractors must check all dimensions on site. This drawing is protected by copyright.

ALL DIMENSIONS ARE SHOWN IN IMPERIAL.

CONSULTANT:
AKF
ONE LIBERTY PLAZA, 165 BROADWAY, 22nd FLOOR
NEW YORK, NY 10006
T: 212.354.5656 F: 212.354.5668
Arlington / Boston / Miami City / Minneapolis / New York
Philadelphia / Princeton / Toronto / Vancouver / Washington

PROJECT:
217 WEST 57TH STREET
NEW YORK, NY

DRAWING TITLE:
MECHANICAL
CELLAR PLAN - PIPING

SEAL & SIGNATURE:

DATE:	04/04/14
PROJECT No:	Y130747-000
DRAWN: MY	REV:
CHK: PHS	10
SCALE: AS NOTED	
DWG No:	M-203.01
DOB PAGE No:	41 of 116

DOB EMPLOYEE STAMP: DOB B-SCAN:

36" x 48" Form B - SHEET SIZE
FILE NAME: C:\Revit Local Files\Y130747-000-ARF-865_MEP15-CENTRAL_jlangner.rvt
PLOT DATE: 9/18/2015 5:37:39 AM

DEPT OF BLDGS 121206205 Job Number
ES1001480364 Scan Code

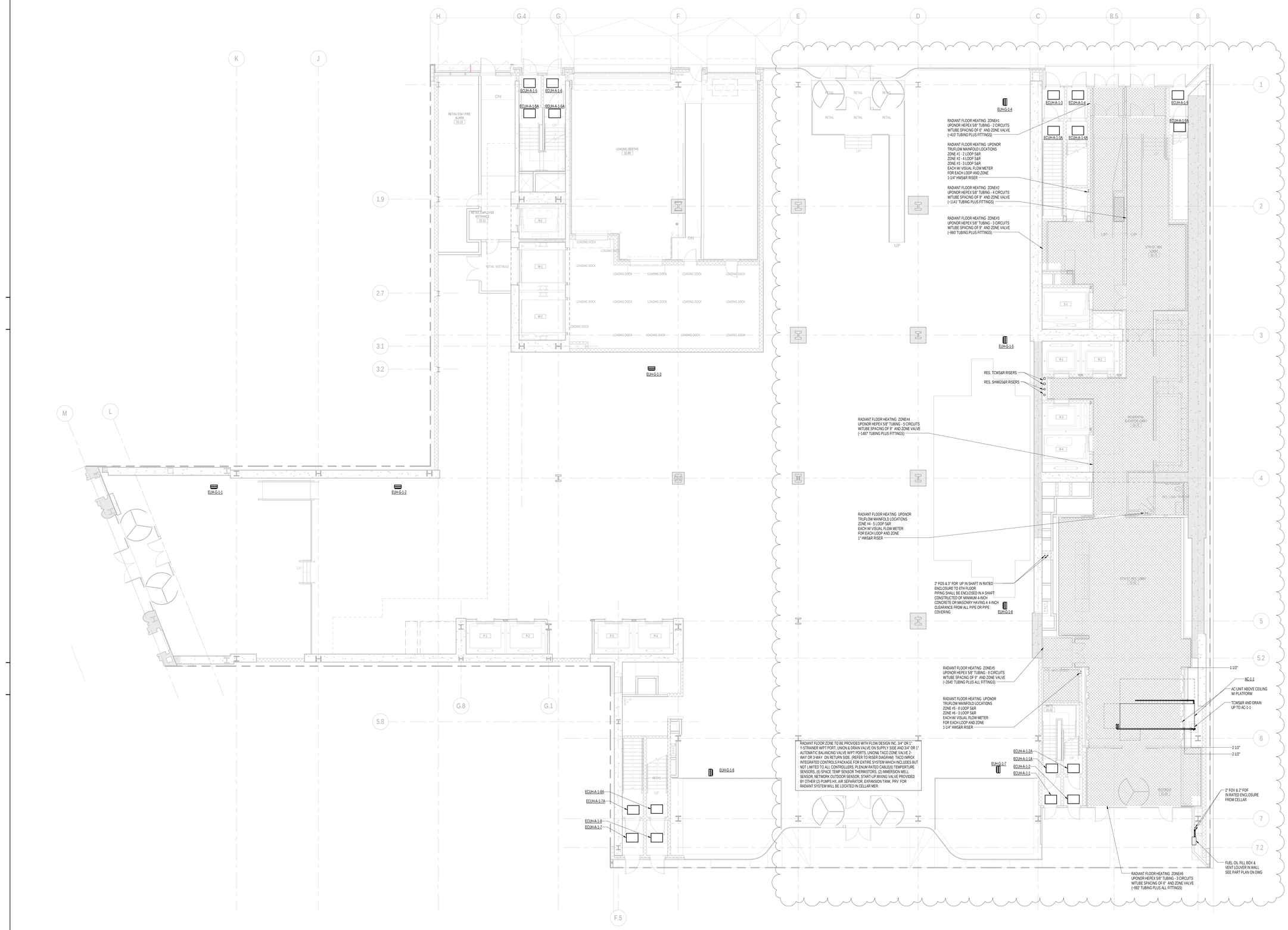

1 GROUND FLOOR PLAN
SCALE: 1/8" = 1'-0"

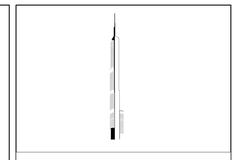

KEY PLAN:

PROJECT NORTH

TRUE NORTH

DEVELOPER:
EXTELL DEVELOPMENT COMPANY
805 THIRD AVENUE, 7TH FLOOR
New York, NY 10022 USA
TEL: 212 712 6000 FAX: 212 712 6100

DESIGN ARCHITECT: Base Building Shell & Core
ADRIAN SMITH + GORDON GILL ARCHITECTURE
111 WEST MONROE STREET SUITE 2300
CHICAGO IL 60603
TEL: 312 920 1888 FAX: 312 920 1775

INTERIOR DESIGNER: Residential
Rottet Architecture and Design Studio, PLLC
298 Fifth Ave, 7th Floor
New York, NY 10001
TEL: 646 998 7000 FAX:

ARCHITECT OF RECORD:Base Building Shell, Core, & Residential
AAI ARCHITECTS, P.C.
401 Wellington St. W., 3rd Floor
Toronto, ON M5V 1E7 Canada
TEL: 416 967 1500 FAX: 416 967 7150

STRUCTURAL ENGINEERS:
WSP CANTOR SEINUK
228 EAST 45th Street
New York, NY 10017 USA
TEL: 212 687 9888 FAX: 646 487 5501

MEP ENGINEERS:
AKF GROUP
One Liberty Plaza, 165 Broadway, 22nd Floor
New York, NY 10006 USA
TEL: 212 354 5656 FAX: 212 354 5668

GEOTECHNICAL ENGINEERS:
Langan Engineering & Environmental Services
21 Penn Plaza - 360 West 31st Street, 8th Floor
New York, NY 10001-2727
TEL: 212 479 5400 FAX: 212 479 5444

CODE CONSULTANTS:
Construction Consulting Associates
100 Church Street
New York, NY 10007
TEL: 212 385 1818 FAX: 212 385 1911

CURTAINWALL CONSULTANT:
AJLP Consulting
40 Worth Street, Suite 826
New York, NY 10013
TEL: 212 757 5659 FAX: 646 219 8508

LANDMARK/PRESERVATION CONSULTANT:
Jan Hird Pokorny Associates, Inc.
39 West 37th Street, 12A
New York, NY 10018
TEL: 212 759 6462 FAX: 212 759 6540

No.	DESCRIPTION	DATE
1	ISSUED FOR SCHEMATIC DESIGN	04 APR 2014
2	ISSUED FOR DESIGN DEVELOPMENT	01 JUL 2014
3	ISSUED FOR DESIGN DEVELOPMENT	31 JUL 2014
4	CD PROGRESS ISSUE 1	15 OCT 2014
5	ISSUED FOR BID - MECHANICAL	15 OCT 2014
6	DOB SUBMISSION	19 DEC 2014
7	CD PROGRESS ISSUE 4	01 JUN 2015
8	CD PROGRESS ISSUE 5	10 AUG 2015
9	DOB AMENDMENT 2	18 SEP 2015

0 4' - 0" 8' - 0" 16' - 0"

Discrepancies must be reported immediately to the Architect before proceeding. Only figured dimensions are to be used. Contractors must check all dimensions on site. This drawing is protected by copyright.

ALL DIMENSIONS ARE SHOWN IN IMPERIAL.

CONSULTANT:
AKF
ONE LIBERTY PLAZA, 165 BROADWAY, 22nd FLOOR
NEW YORK, NY 10006
T: 212.354.5656 F: 212.354.5668
Atlanta • Dallas • Miami-Dade • Philadelphia • Seattle-Kent
Washington • Houston • Boston • Northeast • Seattle

PROJECT:
217 WEST 57TH STREET
NEW YORK, NY

DRAWING TITLE:
MECHANICAL
GROUND FLOOR PLAN - PIPING

SEAL & SIGNATURE:

DATE:	04/04/14
PROJECT No:	Y130747-000
DRAWN: MY	REV:
CHK: PHS	9
SCALE: 1/8" = 1'-0"	
DWG No:	M-204.01
DOB PAGE No:	42 of 116

DOB EMPLOYEE STAMP:

DOB B-SCAN:

36" x 48" Arch E - SHEET SIZE

FILE NAME: C:\Hires\Local Files\Y130747-000-AAF-865_MEP15-CENTRAL_Langan.rvt
PLOT DATE: 4/3/2015 3:37:32 AM

DEPT OF BLDGS 121263635 Job Number
E3134152749 Scan Code

36" x 48" Arch E - SHEET SIZE

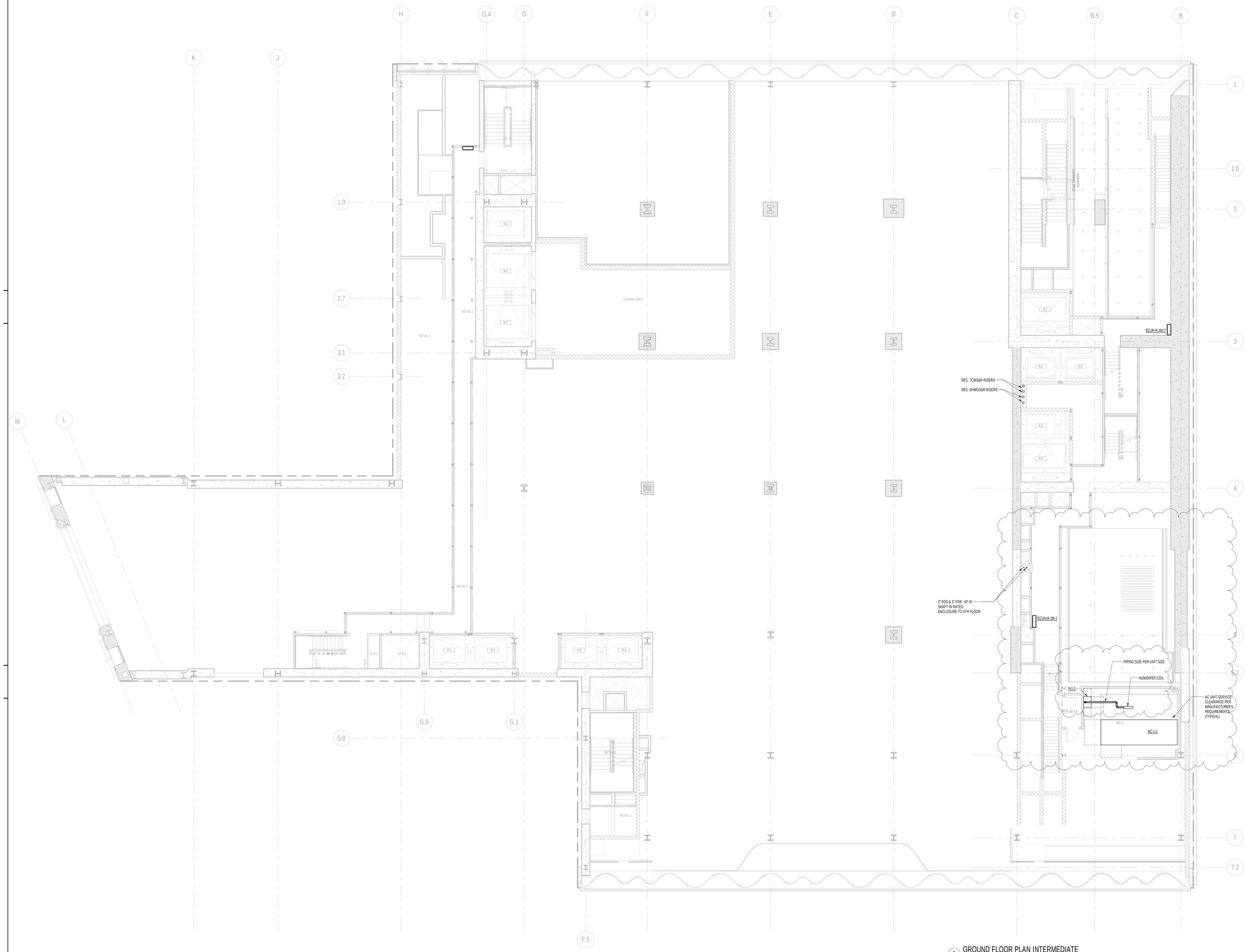

1 GROUND FLOOR PLAN INTERMEDIATE
SCALE: 1/8" = 1'-0"

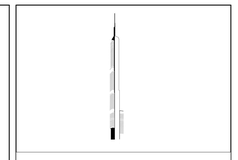

KEY PLAN:

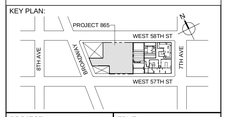

PROJECT NORTH

TRUE NORTH

DEVELOPER:
EXTELL DEVELOPMENT COMPANY
805 THIRD AVENUE, 7TH FLOOR
New York, NY 10022 USA
TEL: 212 712 6000 FAX: 212 712 6100

DESIGN ARCHITECT: Base Building Shell & Core
ADRIAN SMITH + GORDON GILL ARCHITECTURE
111 WEST MONROE STREET SUITE 2300
CHICAGO IL 60603
TEL: 312 920 1888 FAX: 312 920 1775

INTERIOR DESIGNER: Residential
Rottet Architecture and Design Studio, PLLC
298 Fifth Ave, 7th Floor
New York, NY 10001
TEL: 646 998 7000 FAX:

ARCHITECT OF RECORD:Base Building Shell, Core, & Residential
AAI ARCHITECTS, P.C.
401 Wellington St. W., 3rd Floor
Toronto, ON M5V 1E7 Canada
TEL: 416 967 1500 FAX: 416 967 7150

STRUCTURAL ENGINEERS:
WSP CANTOR SEINUK
228 EAST 45th Street
New York, NY 10017 USA
TEL: 212 687 9888 FAX: 646 487 5501

MEP ENGINEERS:
AKF GROUP
One Liberty Plaza, 165 Broadway, 22nd Floor
New York, NY 10006 USA
TEL: 212 354 5656 FAX: 212 354 5668

GEOTECHNICAL ENGINEERS:
Langan Engineering & Environmental Services
21 Penn Plaza - 360 West 31st Street, 8th Floor
New York, NY 10001-2727
TEL: 212 479 5400 FAX: 212 479 5444

CODE CONSULTANTS:
Construction Consulting Associates
100 Church Street
New York, NY 10007
TEL: 212 385 1818 FAX: 212 385 1911

CURTAINWALL CONSULTANT:
AJLP Consulting
40 Worth Street. Suite 826
New York, NY 10013
TEL: 212 757 5659 FAX: 646 219 8508

LANDMARK/PRESERVATION CONSULTANT:
Jan Hird Pokorny Associates, Inc.
39 West 37th Street, 12A
New York, NY 10018
TEL: 212 759 6462 FAX: 212 759 6540

No.	DESCRIPTION	DATE
1	ISSUED FOR SCHEMATIC DESIGN	04 APR 2014
2	ISSUED FOR DESIGN DEVELOPMENT	01 JUL 2014
3	ISSUED FOR DESIGN DEVELOPMENT	31 JUL 2014
4	CD PROGRESS ISSUE 1	15 OCT 2014
5	ISSUED FOR BID - MECHANICAL	15 OCT 2014
6	DOB SUBMISSION	19 DEC 2014
7	CD PROGRESS ISSUE 4	01 JUN 2015
8	CD PROGRESS ISSUE 5	10 AUG 2015
9	DOB AMENDMENT 2	18 SEP 2015

0 4' - 0" 8' - 0" 16' - 0"

Discrepancies must be reported immediately to the Architect before proceeding. Only figured dimensions are to be used. Contractors must check all dimensions on site. This drawing is protected by copyright.

ALL DIMENSIONS ARE SHOWN IN IMPERIAL.

CONSULTANT:
AKF
ONE LIBERTY PLAZA, 165 BROADWAY, 22nd FLOOR
NEW YORK, NY 10006
T: 212.354.5656 F: 212.354.5668
Philadelphia / Princeton / Dallas / Cleveland / Cincinnati

PROJECT:
217 WEST 57TH STREET
NEW YORK, NY

DRAWING TITLE:
MECHANICAL
GROUND FLOOR INTERMEDIATE
PLAN - PIPING

SEAL & SIGNATURE:

DATE:	04/04/14
PROJECT No:	Y130747-000
DRAWN: MY	REV: 9
CHK: PHS	
SCALE: 1/8" = 1'-0"	
DWG No:	M-205.01
DOB PAGE No:	43 of 116

DOB EMPLOYEE STAMP:

DOB B-SCAN:

FILE NAME: C:\Revit Local Files\Y130747-000-AKF-865_MEP15-CENTRAL_jlangner.rvt
PLOT DATE: 9/18/2015 5:57:42 AM

DEPT OF BLDGS 121263426 Job Number
E344270048 Scan Code

36" x 48" Arch E SHEET SIZE

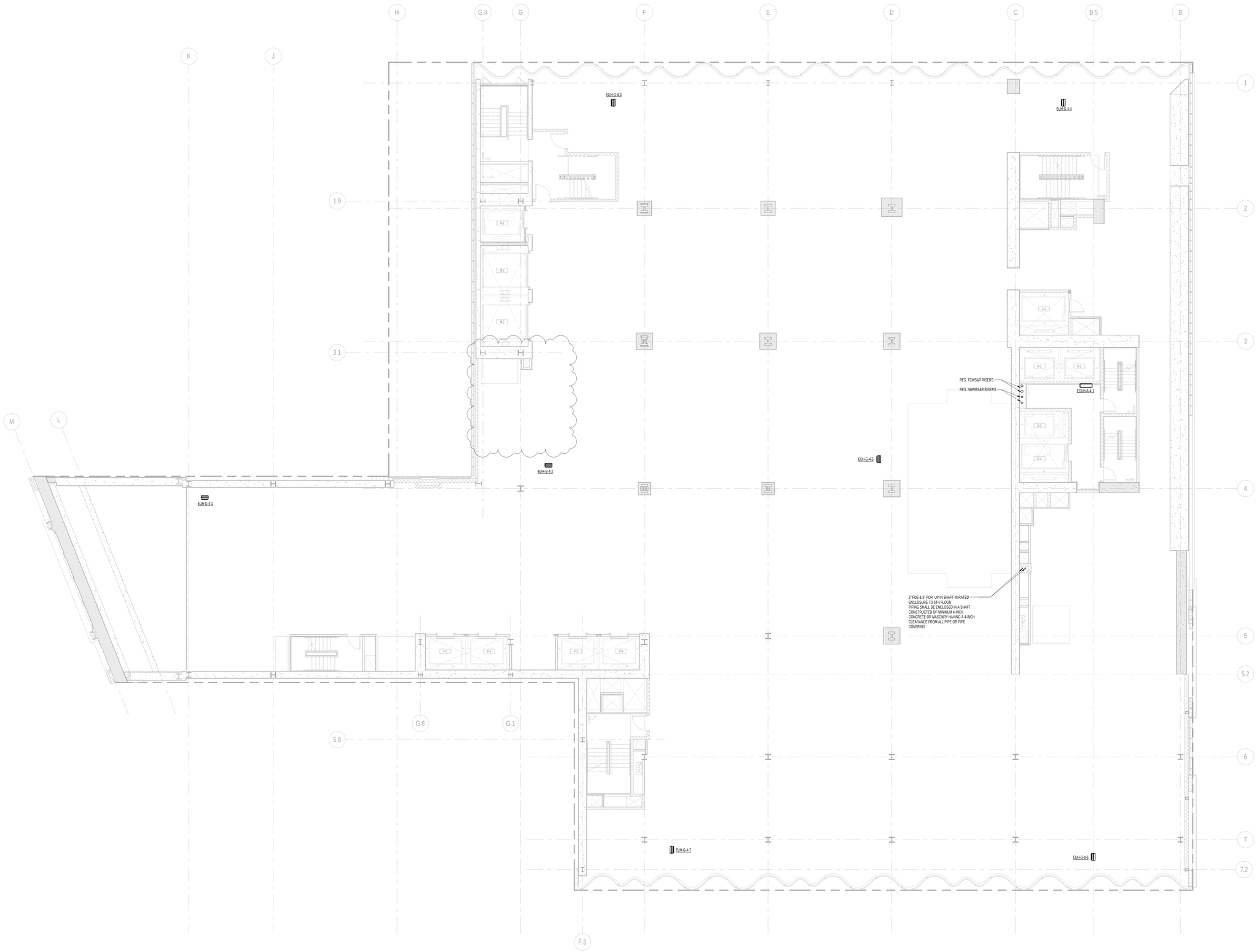

1 4th FLOOR PLAN
SCALE: 1/8" = 1'-0"

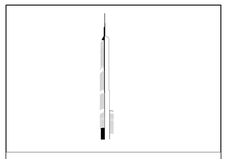

KEY PLAN:

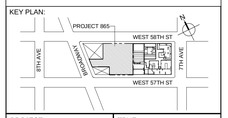

PROJECT NORTH

TRUE NORTH

DEVELOPER:
EXTELL DEVELOPMENT COMPANY
805 THIRD AVENUE, 7TH FLOOR
New York, NY 10022 USA
TEL: 212 712 6000 FAX: 212 712 6100

DESIGN ARCHITECT: Base Building Shell & Core
ADRIAN SMITH + GORDON GILL ARCHITECTURE
111 WEST MONROE STREET SUITE 2300
CHICAGO IL 60603
TEL: 312 920 1888 FAX: 312 920 1775

INTERIOR DESIGNER: Residential
Rottet Architecture and Design Studio, PLLC
298 Fifth Ave, 7th Floor
New York, NY 10001
TEL: 646 998 7000 FAX:

ARCHITECT OF RECORD:Base Building Shell, Core, & Residential
AAI ARCHITECTS, P.C.
401 Wellington St. W., 3rd Floor
Toronto, ON M5V 1E7 Canada
TEL: 416 967 1500 FAX: 416 967 7150

STRUCTURAL ENGINEERS:
WSP CANTOR SEINUK
228 EAST 45th Street
New York, NY 10017 USA
TEL: 212 687 9888 FAX: 646 487 5501

MEP ENGINEERS:
AKF GROUP
One Liberty Plaza, 165 Broadway, 22nd Floor
New York, NY 10006 USA
TEL: 212 354 5656 FAX: 212 354 5668

GEOTECHNICAL ENGINEERS:
Langan Engineering & Environmental Services
21 Penn Plaza - 360 West 31st Street, 8th Floor
New York, NY 10001-2727
TEL: 212 479 5400 FAX: 212 479 5444

CODE CONSULTANTS:
Construction Consulting Associates
100 Church Street
New York, NY 10007
TEL: 212 385 1818 FAX: 212 385 1911

CURTAINWALL CONSULTANT:
AJLP Consulting
40 Worth Street. Suite 826
New York, NY 10013
TEL: 212 757 5659 FAX: 646 219 8508

LANDMARK/PRESERVATION CONSULTANT:
Jan Hird Pokorny Associates, Inc.
39 West 37th Street, 12A
New York, NY 10018
TEL: 212 759 6462 FAX: 212 759 6540

No.	DESCRIPTION	DATE
1	ISSUED FOR SCHEMATIC DESIGN	04 APR 2014
2	ISSUED FOR DESIGN DEVLEOPMENT	01 JUL 2014
3	ISSUED FOR DESIGN DEVLEOPMENT	31 JUL 2014
4	CD PROGRESS ISSUE 1	15 OCT 2014
5	ISSUED FOR BID - MECHANICAL	15 OCT 2014
6	DOB SUBMISSION	19 DEC 2014
7	CD PROGRESS ISSUE 5	10 AUG 2015
8	DOB AMENDMENT 2	18 SEP 2015

0 4'-0" 8'-0" 16'-0"

Discrepancies must be reported immediately to the Architect before proceeding. Only figured dimensions are to be used. Contractors must check all dimensions on site. This drawing is protected by copyright.

ALL DIMENSIONS ARE SHOWN IN IMPERIAL.

CONSULTANT:
AKF
ONE LIBERTY PLAZA, 165 BROADWAY, 22nd FLOOR
NEW YORK, NY 10006
T: 212.354.5656 F: 212.354.5668
Arlington / Boston / Mount Kisco / Washington / New York
Philadelphia / Houston / Irvine / Denver / Jackson

PROJECT:

217 WEST 57TH STREET
NEW YORK, NY

DRAWING TITLE:

MECHANICAL
4th FLOOR PLAN - PIPING

SEAL & SIGNATURE:

STATE OF NEW YORK · PHILIP H. SCHWEIZER · 075 · 071 · 20 · 2015 · LICENSED PROFESSIONAL ENGINEER

DATE:	04/04/14
PROJECT No:	Y130747-000
DRAWN: MY	REV:
CHK: PHS	8
SCALE: 1/8" = 1'-0"	
DWG No:	M-208.01
DOB PAGE No:	46 of 116

DOB EMPLOYEE STAMP:

DOB B-SCAN:

FILE NAME: C:\Revit Local Files\Y130747-000-AKF-865_MEP-S-CENTRAL_jlangner.rvt
PLOT DATE: 9/18/2015 3:37:52 AM

DEPT OF BLDGS 121263025 Job Number
E325546978 Scan Code

36" x 48" Arch E SHEET SIZE

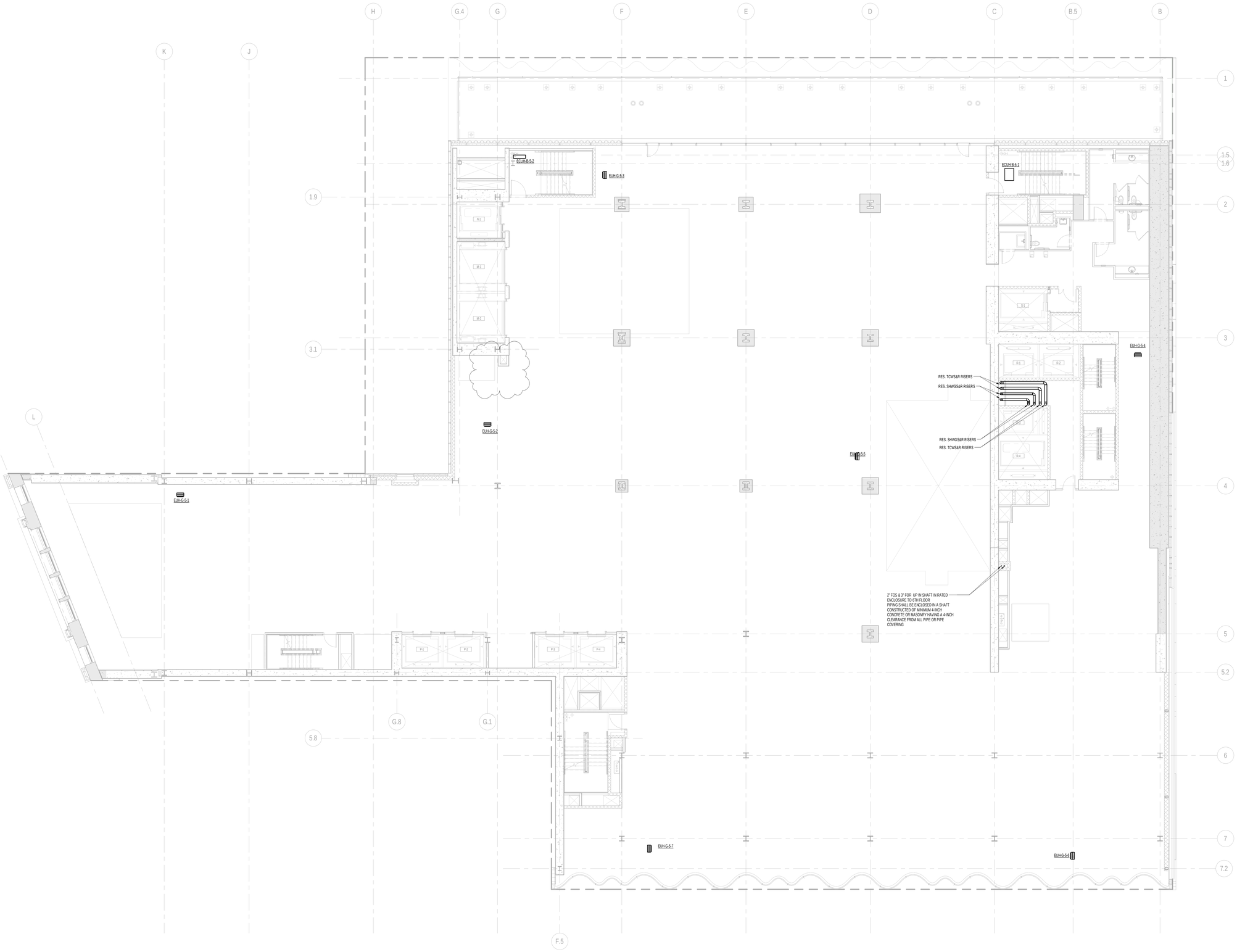

1 5th FLOOR PLAN
SCALE: 1/8" = 1'-0"

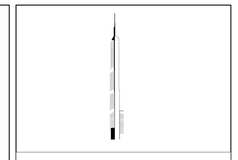

KEY PLAN:

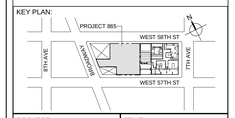

PROJECT NORTH

TRUE NORTH

DEVELOPER:
EXTELL DEVELOPMENT COMPANY
805 THIRD AVENUE, 7TH FLOOR
New York, NY 10022 USA
TEL: 212 712 6000 FAX: 212 712 6100

DESIGN ARCHITECT: Base Building Shell & Core
ADRIAN SMITH + GORDON GILL ARCHITECTURE
111 WEST MONROE STREET SUITE 2300
CHICAGO IL 60603
TEL: 312 920 1888 FAX: 312 920 1775

INTERIOR DESIGNER: Residential
Rottet Architecture and Design Studio, PLLC
298 Fifth Ave, 7th Floor
New York, NY 10001
TEL: 646 998 7000 FAX:

ARCHITECT OF RECORD:Base Building Shell, Core, & Residential
AAI ARCHITECTS, P.C.
401 Wellington St. W., 3rd Floor
Toronto, ON M5V 1E7 Canada
TEL: 416 967 1500 FAX: 416 967 7150

STRUCTURAL ENGINEERS:
WSP CANTOR SEINUK
228 EAST 45th Street
New York, NY 10017 USA
TEL: 212 687 9888 FAX: 646 487 5501

MEP ENGINEERS:
AKF GROUP
One Liberty Plaza, 165 Broadway, 22nd Floor
New York, NY 10006 USA
TEL: 212 354 5656 FAX: 212 354 5668

GEOTECHNICAL ENGINEERS:
Langan Engineering & Environmental Services
21 Penn Plaza - 360 West 31st Street, 8th Floor
New York, NY 10001-2727
TEL: 212 479 5400 FAX: 212 479 5444

CODE CONSULTANTS:
Construction Consulting Associates
100 Church Street
New York, NY 10007
TEL: 212 385 1818 FAX: 212 385 1911

CURTAINWALL CONSULTANT:
AJLP Consulting
40 Worth Street. Suite 826
New York, NY 10013
TEL: 212 757 5659 FAX: 646 219 8508

LANDMARK/PRESERVATION CONSULTANT:
Jan Hird Pokorny Associates, Inc.
39 West 37th Street, 12A
New York, NY 10018
TEL: 212 759 6462 FAX: 212 759 6540

No.	DESCRIPTION	DATE
1	ISSUED FOR SCHEMATIC DESIGN	04 APR 2014
2	ISSUED FOR DESIGN DEVELOPMENT	01 JUL 2014
3	ISSUED FOR DESIGN DEVLEOPMENT	31 JUL 2014
4	CD PROGRESS ISSUE 1	15 OCT 2014
5	ISSUED FOR BID - MECHANICAL	15 OCT 2014
6	DOB SUBMISSION	19 DEC 2014
7	CD PROGRESS ISSUE 5	10 AUG 2015
8	DOB AMENDMENT 2	18 SEP 2015

0 4' - 0" 8' - 0" 16' - 0"

Discrepancies must be reported immediately to the Architect before proceeding. Only figured dimensions are to be used. Contractors must check all dimensions on site. This drawing is protected by copyright.

ALL DIMENSIONS ARE SHOWN IN IMPERIAL.

CONSULTANT:
AKF
ONE LIBERTY PLAZA, 165 BROADWAY, 22nd FLOOR
NEW YORK, NY 10006
T: 212.354.5656 F: 212.354.5668
Atlanta / Boise / Mexico City / Minneapolis / New York
Philadelphia / Houston / Fairfax / Rochester / Stamford

PROJECT:
217 WEST 57TH STREET
NEW YORK, NY

DRAWING TITLE:
MECHANICAL
5th FLOOR PLAN - PIPING

SEAL & SIGNATURE:

DATE:	04/04/14
PROJECT No:	Y130747-000
DRAWN: MY	REV:
CHK: PHS	8
SCALE: 1/8" = 1'-0"	
DWG No:	
M-209.01	
DOB PAGE No:	47 of 116

DOB EMPLOYEE STAMP:

DOB B-SCAN:

FILE NAME: C:\Revit Local Files\Y130747-000-AKF-BBL_MEP15-CENTRAL_jlangner.rvt
PLOT DATE: 8/18/2015 5:38:04 AM

DEPT OF BLDGS 121267025 Job Number
E290335549 Scan Code

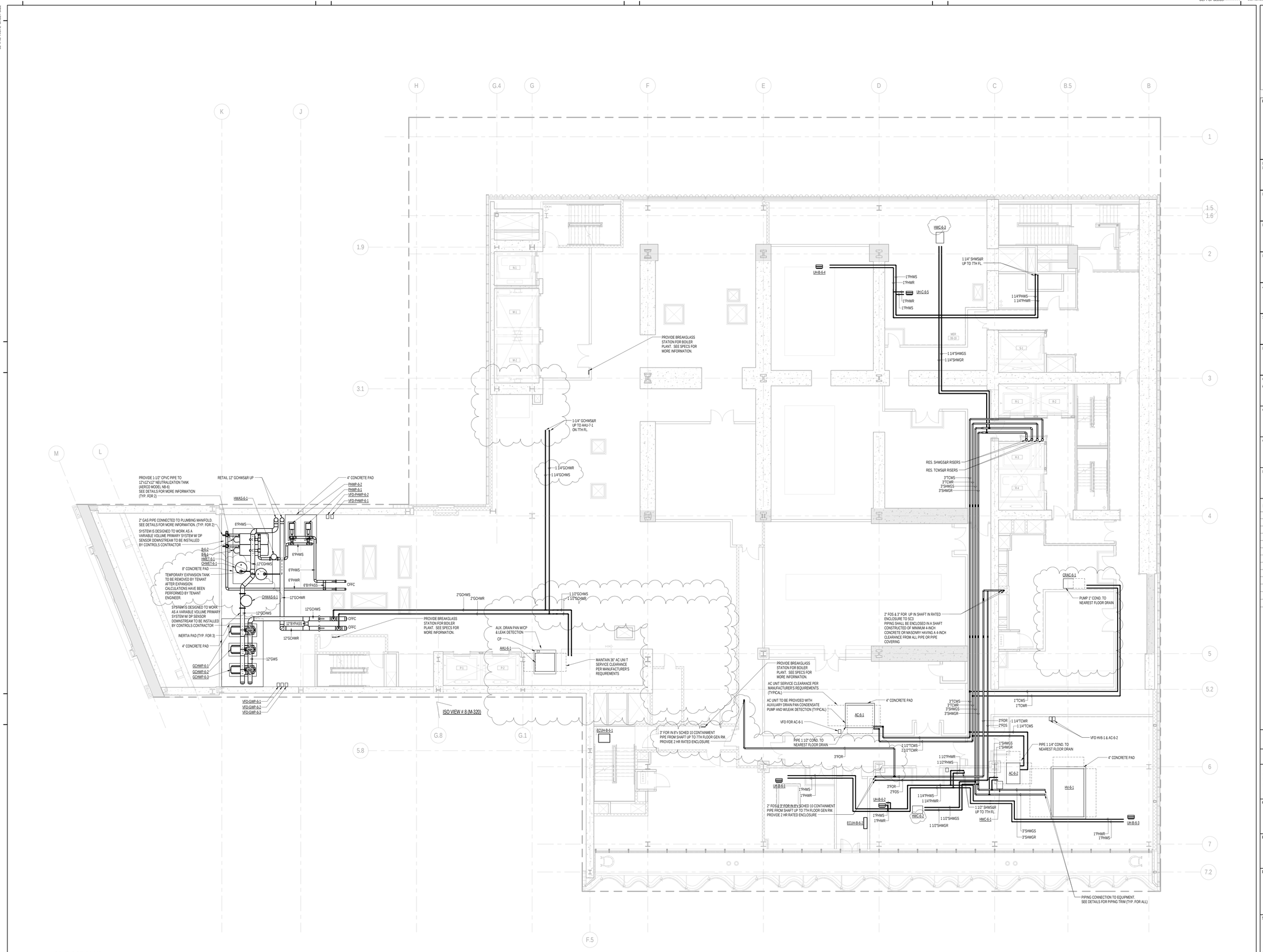

1 6th FLOOR PLAN
SCALE: 1/8" = 1'-0"

PIPING NOTES:

1. RUN CONDENSATE LINE FROM AC UNITS TO NEAREST FLOOR DRAIN. COORDINATE WITH PLUMBING PLANS.
2. ALL PIPING SHALL BE INSULATED PER MECHANICAL SPECIFICATIONS.

KEY PLAN:

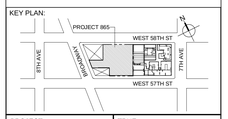

PROJECT NORTH

TRUE NORTH

DEVELOPER:
EXTELL DEVELOPMENT COMPANY
805 THIRD AVENUE, 7TH FLOOR
New York, NY 10022 USA
TEL: 212 712 6000 FAX: 212 712 6100

DESIGN ARCHITECT: Base Building Shell & Core
ADRIAN SMITH + GORDON GILL ARCHITECTURE
111 WEST MONROE STREET SUITE 2300
CHICAGO IL 60603
TEL: 312 920 1888 FAX: 312 920 1775

INTERIOR DESIGNER: Residential
Rottet Architecture and Design Studio, PLLC
298 Fifth Ave, 7th Floor
New York, NY 10001
TEL: 646 998 7000 FAX:

ARCHITECT OF RECORD:Base Building Shell, Core, & Residential
AAI ARCHITECTS, P.C.
401 Wellington St. W., 3rd Floor
Toronto, ON M5V 1E7 Canada
TEL: 416 967 1500 FAX: 416 967 7150

STRUCTURAL ENGINEERS:
WSP CANTOR SEINUK
228 EAST 45th Street
New York, NY 10017 USA
TEL: 212 687 9888 FAX: 646 487 5501

MEP ENGINEERS:
AKF GROUP
One Liberty Plaza, 165 Broadway, 22nd Floor
New York, NY 10006 USA
TEL: 212 354 5656 FAX: 212 354 5668

GEOTECHNICAL ENGINEERS:
Langan Engineering & Environmental Services
21 Penn Plaza - 360 West 31st Street, 8th Floor
New York, NY 10001-2727
TEL: 212 479 5400 FAX: 212 479 5444

CODE CONSULTANTS:
Construction Consulting Associates
100 Church Street
New York, NY 10007
TEL: 212 385 1818 FAX: 212 385 1911

CURTAINWALL CONSULTANT:
AJLP Consulting
40 Worth Street, Suite 826
New York, NY 10013
TEL: 212 757 5659 FAX: 646 219 8508

LANDMARK/PRESERVATION CONSULTANT:
Jan Hird Pokorny Associates, Inc.
39 West 37th Street, 12A
New York, NY 10018
TEL: 212 759 6462 FAX: 212 759 6540

No.	DESCRIPTION	DATE
1	ISSUED FOR SCHEMATIC DESIGN	04 APR 2014
2	ISSUED FOR DESIGN DEVELOPMENT	01 JUL 2014
3	ISSUED FOR DESIGN DEVELOPMENT	31 JUL 2014
4	CD PROGRESS ISSUE 1	15 OCT 2014
5	ISSUED FOR BID - MECHANICAL	15 OCT 2014
6	DOB SUBMISSION	19 DEC 2014
7	CD PROGRESS ISSUE 4	01 JUN 2015
8	CD PROGRESS ISSUE 5	10 AUG 2015
9	DOB AMENDMENT 2	18 SEP 2015

0 4' - 0" 8' - 0" 16' - 0"

Discrepancies must be reported immediately to the Architect before proceeding. Only figured dimensions are to be used. Contractors must check all dimensions on site. This drawing is protected by copyright.

ALL DIMENSIONS ARE SHOWN IN IMPERIAL.

CONSULTANT:
AKF
ONE LIBERTY PLAZA, 165 BROADWAY, 22nd FLOOR
NEW YORK, NY 10006
T: 212.354.5656 F: 212.354.5668
Arlington / Boston / Mexico City / Minneapolis / New York
Philadelphia / Princeton / Portland / Northeast / Northwest

PROJECT:
217 WEST 57TH STREET
NEW YORK, NY

DRAWING TITLE:
MECHANICAL
6th FLOOR PLAN - PIPING

SEAL & SIGNATURE:

STATE OF NEW YORK · LICENSED PROFESSIONAL ENGINEER · PHILIPPOS

DATE:	04/04/14
PROJECT No:	Y130747-000
DRAWN: MY	REV: 9
CHK: PHS	
SCALE: As indicated	
DWG No:	M-210.01
DOB PAGE No:	48 of 116

DOB EMPLOYEE STAMP:

DOB B-SCAN:

36" x 48" Arch E - SHEET SIZE
FILE NAME: C:\Revit Local Files\Y130747-000-AKF-865_MEP15-CENTRAL_designer.rvt
PLOT DATE: 9/18/2015 5:38:20 AM

DEPT OF BLDGS 121326305 Job Number
E321304783 Scan Code

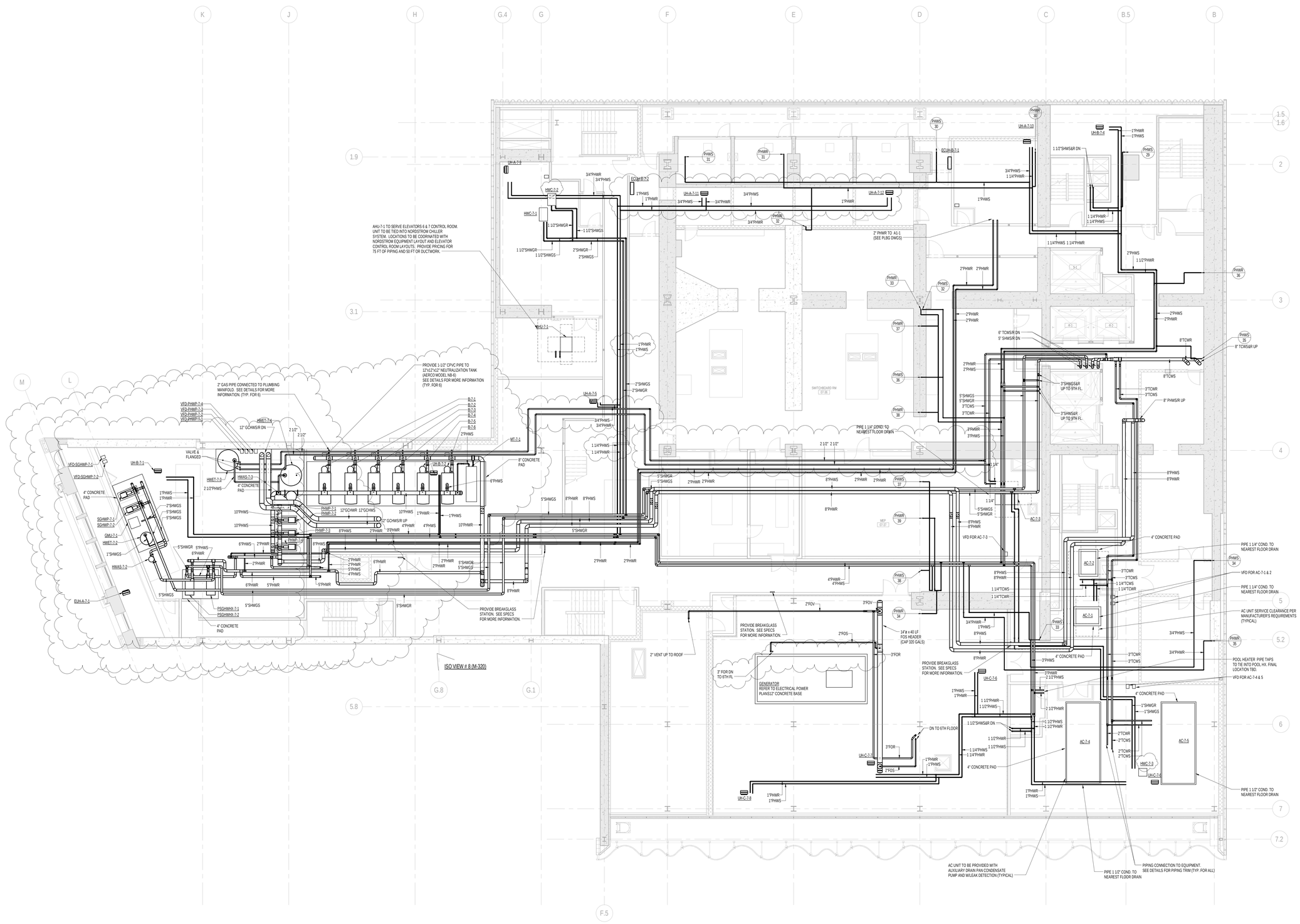

1 7th FLOOR PLAN
SCALE: 1/8" = 1'-0"

PIPING NOTES:

1. RUN CONDENSATE LINE FROM AC UNITS TO NEAREST FLOOR DRAIN. COORDINATE WITH PLUMBING PLANS.
2. ALL PIPING SHALL BE INSULATED PER MECHANICAL SPECIFICATIONS.

KEY PLAN:

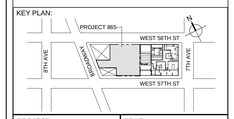

PROJECT NORTH

TRUE NORTH

DEVELOPER:
EXTELL DEVELOPMENT COMPANY
805 THIRD AVENUE, 7TH FLOOR
New York, NY 10022 USA
TEL: 212 712 6000 FAX: 212 712 6100

DESIGN ARCHITECT: Base Building Shell & Core
ADRIAN SMITH + GORDON GILL ARCHITECTURE
111 WEST MONROE STREET SUITE 2300
CHICAGO IL 60603
TEL: 312 920 1888 FAX: 312 920 1775

INTERIOR DESIGNER: Residential
Rottet Architecture and Design Studio, PLLC
298 Fifth Ave, 7th Floor
New York, NY 10001
TEL: 646 998 7000 FAX:

ARCHITECT OF RECORD:Base Building Shell, Core, & Residential
AAI ARCHITECTS, P.C.
401 Wellington St. W., 3rd Floor
Toronto, ON M5V 1E7 Canada
TEL: 416 967 1500 FAX: 416 967 7150

STRUCTURAL ENGINEERS:
WSP CANTOR SEINUK
228 EAST 45th Street
New York, NY 10017 USA
TEL: 212 687 9888 FAX: 646 487 5501

MEP ENGINEERS:
AKF GROUP
One Liberty Plaza, 165 Broadway, 22nd Floor
New York, NY 10006 USA
TEL: 212 354 5656 FAX: 212 354 5668

GEOTECHNICAL ENGINEERS:
Langan Engineering & Environmental Services
21 Penn Plaza - 360 West 31st Street, 8th Floor
New York, NY 10001-2727
TEL: 212 479 5400 FAX: 212 479 5444

CODE CONSULTANTS:
Construction Consulting Associates
100 Church Street
New York, NY 10007
TEL: 212 385 1818 FAX: 212 385 1911

CURTAINWALL CONSULTANT:
AJLP Consulting
40 Worth Street. Suite 826
New York, NY 10013
TEL: 212 757 5659 FAX: 646 219 8508

LANDMARK/PRESERVATION CONSULTANT:
Jan Hird Pokorny Associates, Inc.
39 West 37th Street, 12A
New York, NY 10018
TEL: 212 759 6462 FAX: 212 759 6540

No.	DESCRIPTION	DATE
1	ISSUED FOR SCHEMATIC DESIGN	04 APR 2014
2	ISSUED FOR DESIGN DEVLEOPMENT	01 JUL 2014
3	ISSUED FOR DESIGN DEVLEOPMENT	31 JUL 2014
4	CD PROGRESS ISSUE 1	15 OCT 2014
5	ISSUED FOR BID - MECHANICAL	15 OCT 2014
6	DOB SUBMISSION	19 DEC 2014
7	CD PROGRESS ISSUE 3	09 MAR 2015
8	CD PROGRESS ISSUE 4	01 JUN 2015
9	CD PROGRESS ISSUE 5	10 AUG 2015
10	DOB AMENDMENT 2	18 SEP 2015

0 4'-0" 8'-0" 16'-0"

Discrepancies must be reported immediately to the Architect before proceeding. Only figured dimensions are to be used. Contractors must check all dimensions on site. This drawing is protected by copyright.

ALL DIMENSIONS ARE SHOWN IN IMPERIAL.

CONSULTANT:
AKF
ONE LIBERTY PLAZA, 165 BROADWAY, 22nd FLOOR
NEW YORK, NY 10006
T: 212.354.5656 F: 212.354.5668
Arlington / Boston / Miami / City / Minneapolis / New York
Philadelphia / Princeton / Fairfax / Richmond / Sterling

PROJECT:

217 WEST 57TH STREET
NEW YORK, NY

DRAWING TITLE:

MECHANICAL
7th FLOOR PLAN - PIPING

SEAL & SIGNATURE:

STATE OF NEW YORK · MICHAEL P. HOLLAND · 075178 · LICENSED PROFESSIONAL ENGINEER

DATE:	04/04/14
PROJECT No:	Y130747-000
DRAWN: MY	REV: 10
CHK: PHS	
SCALE: As indicated	
DWG No:	M-211.01
DOB PAGE No:	49 of 116

DOB EMPLOYEE STAMP:

DOB B-SCAN:

36" x 48" Arch E - SHEET SIZE

FILE NAME: C:\Revit Local Files\Y130747-000-AKF-865_MEP15-CENTRAL_jlangner.rvt
PLOT DATE: 9/19/2015 5:38:42 AM

DEPT OF BLDGS 121282426 Job Number

E500464894969 Scan Code

36" x 48" Arch E SHEET SIZE

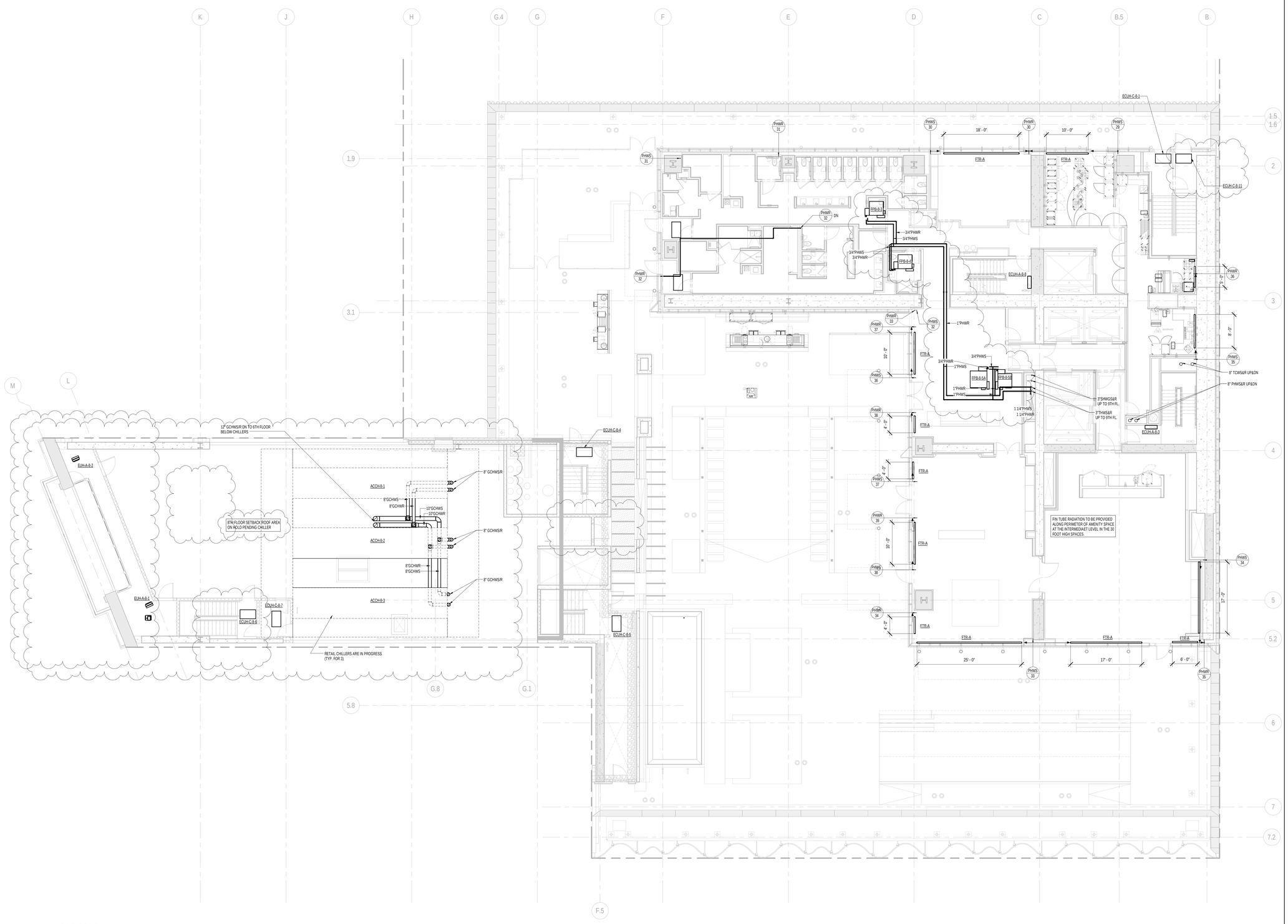

1 8th FLOOR PLAN
SCALE: 1/8" = 1'-0"

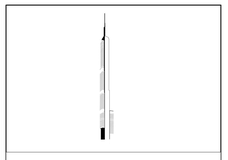

KEY PLAN:

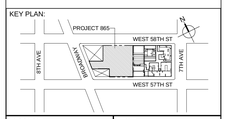

PROJECT NORTH

TRUE NORTH

DEVELOPER:
EXTELL DEVELOPMENT COMPANY
805 THIRD AVENUE, 7TH FLOOR
New York, NY 10022 USA
TEL: 212 712 6000 FAX: 212 712 6100

DESIGN ARCHITECT: Base Building Shell & Core
ADRIAN SMITH + GORDON GILL ARCHITECTURE
111 WEST MONROE STREET SUITE 2300
CHICAGO IL 60603
TEL: 312 920 1888 FAX: 312 920 1775

INTERIOR DESIGNER: Residential
Rottet Architecture and Design Studio, PLLC
298 Fifth Ave, 7th Floor
New York, NY 10001
TEL: 646 998 7000 FAX:

ARCHITECT OF RECORD:Base Building Shell, Core, & Residential
AAI ARCHITECTS, P.C.
401 Wellington St. W., 3rd Floor
Toronto, ON M5V 1E7 Canada
TEL: 416 967 1500 FAX: 416 967 7150

STRUCTURAL ENGINEERS:
WSP CANTOR SEINUK
228 EAST 45th Street
New York, NY 10017 USA
TEL: 212 687 9888 FAX: 646 487 5501

MEP ENGINEERS:
AKF GROUP
One Liberty Plaza, 165 Broadway, 22nd Floor
New York, NY 10006 USA
TEL: 212 354 5656 FAX: 212 354 5668

GEOTECHNICAL ENGINEERS:
Langan Engineering & Environmental Services
21 Penn Plaza - 360 West 31st Street, 8th Floor
New York, NY 10001-2727
TEL: 212 479 5400 FAX: 212 479 5444

CODE CONSULTANTS:
Construction Consulting Associates
100 Church Street
New York, NY 10007
TEL: 212 385 1818 FAX: 212 385 1911

CURTAINWALL CONSULTANT:
AJLP Consulting
40 Worth Street. Suite 826
New York, NY 10013
TEL: 212 757 5659 FAX: 646 219 8508

LANDMARK/PRESERVATION CONSULTANT:
Jan Hird Pokorny Associates, Inc.
39 West 37th Street, 12A
New York, NY 10018
TEL: 212 759 6462 FAX: 212 759 6540

No.	DESCRIPTION	DATE
1	ISSUED FOR SCHEMATIC DESIGN	04 APR 2014
2	ISSUED FOR DESIGN DEVELOPMENT	01 JUL 2014
3	ISSUED FOR DESIGN DEVELOPMENT	31 JUL 2014
4	CD PROGRESS ISSUE 1	15 OCT 2014
5	ISSUED FOR BID - MECHANICAL	15 OCT 2014
6	DOB SUBMISSION	19 DEC 2014
7	CD PROGRESS ISSUE 3	09 MAR 2015
8	CD PROGRESS ISSUE 4	01 JUN 2015
9	CD PROGRESS ISSUE 5	10 AUG 2015
10	DOB AMENDMENT 2	18 SEP 2015

0 4' - 0" 8' - 0" 16' - 0"

Discrepancies must be reported immediately to the Architect before proceeding. Only figured dimensions are to be used. Contractors must check all dimensions on site. This drawing is protected by copyright.

ALL DIMENSIONS ARE SHOWN IN IMPERIAL.

CONSULTANT:
AKF
ONE LIBERTY PLAZA, 165 BROADWAY, 22nd FLOOR
NEW YORK, NY 10006
T: 212.354.5656 F: 212.354.5668
Arlington | Boston | Mexico City | Minneapolis | New York
Philadelphia | Princeton | Puebla | Rochester | Stamford

PROJECT:

217 WEST 57TH STREET

NEW YORK, NY

DRAWING TITLE:

MECHANICAL
8th FLOOR PLAN - PIPING

SEAL & SIGNATURE:

STATE OF NEW YORK · STEVEN M. TUCCI · 075.01.0 · LICENSED PROFESSIONAL ENGINEER

DATE:	04/04/14
PROJECT No:	Y130747-000
DRAWN: MY	REV: 10
CHK: PHS	
SCALE: 1/8" = 1'-0"	
DWG No:	**M-213.01**
DOB PAGE No:	50 of 116

DOB EMPLOYEE STAMP:

DOB B-SCAN:

FILE NAME: C:\Revit Local Files\Y130747-000-AKF-865_MEP15-CENTRAL_jangner.rvt
PLOT DATE: 9/18/2015 5:39:50 AM

DEPT OF BLDGS 121263426 Job Number
E300662029US Scan Code

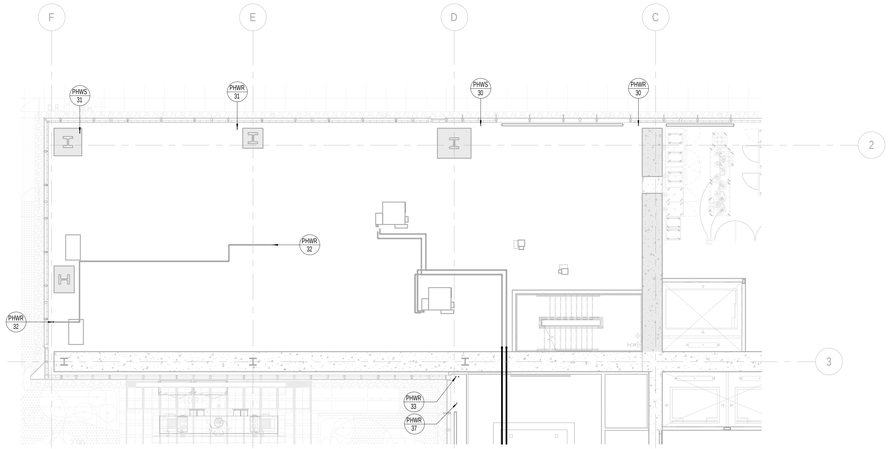

2 8th FLOOR INTERMEDIATE PLAN
SCALE: 1/8" = 1'-0"

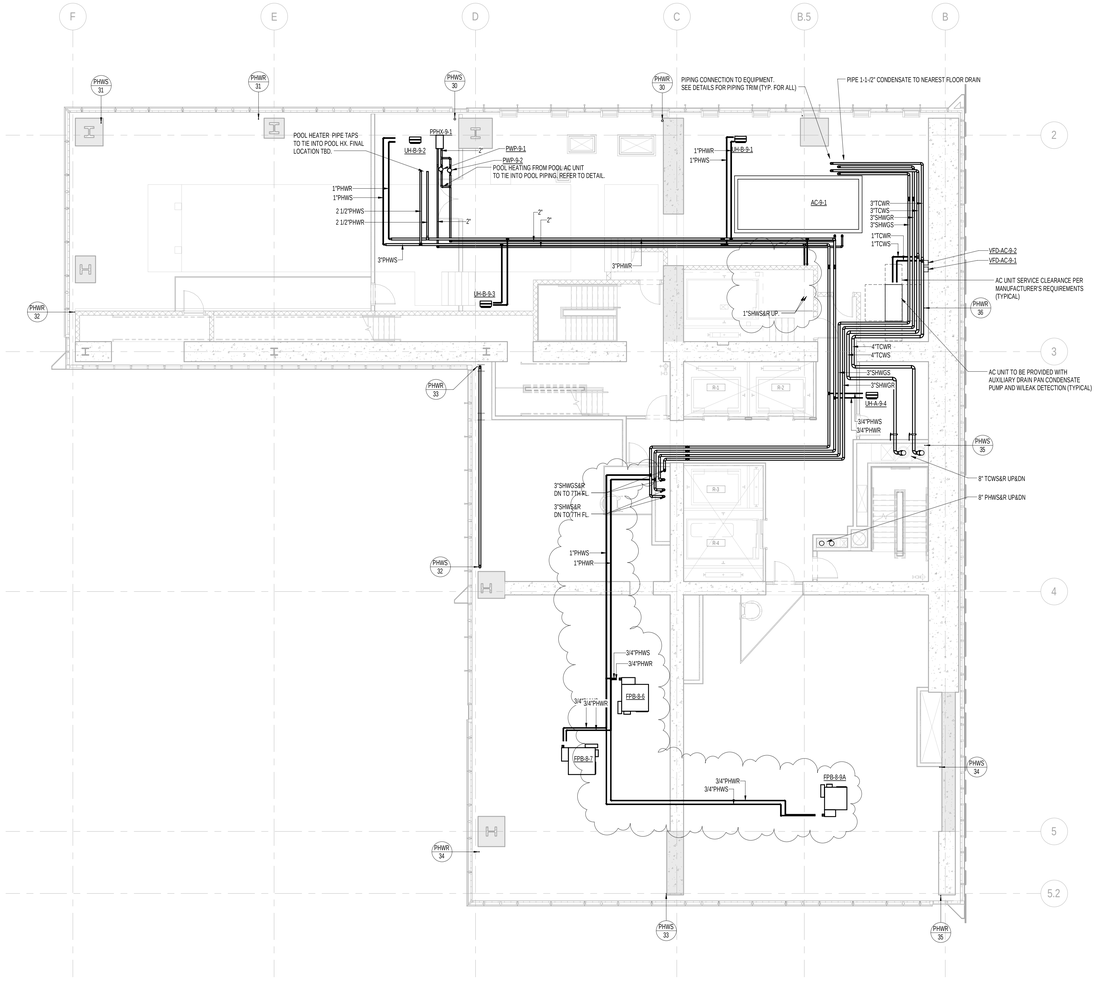

1 9th FLOOR PLAN
SCALE: 1/8" = 1'-0"

PIPING NOTES:

1. RUN CONDENSATE LINE FROM AC UNITS TO NEAREST FLOOR DRAIN. COORDINATE WITH PLUMBING PLANS.
2. ALL PIPING SHALL BE INSULATED PER MECHANICAL SPECIFICATIONS.

KEY PLAN:

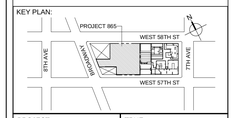

PROJECT NORTH

TRUE NORTH

DEVELOPER:
EXTELL DEVELOPMENT COMPANY
805 THIRD AVENUE, 7TH FLOOR
New York, NY 10022 USA
TEL: 212 712 6000 FAX: 212 712 6100

DESIGN ARCHITECT: Base Building Shell & Core
ADRIAN SMITH + GORDON GILL ARCHITECTURE
111 WEST MONROE STREET SUITE 2300
CHICAGO IL 60603
TEL: 312 920 1888 FAX: 312 920 1775

INTERIOR DESIGNER: Residential
Rottet Architecture and Design Studio, PLLC
298 Fifth Ave, 7th Floor
New York, NY 10001
TEL: 646 998 7000 FAX:

ARCHITECT OF RECORD:Base Building Shell, Core, & Residential
AAI ARCHITECTS, P.C.
401 Wellington St. W., 3rd Floor
Toronto, ON M5V 1E7 Canada
TEL: 416 967 1500 FAX: 416 967 7150

STRUCTURAL ENGINEERS:
WSP CANTOR SEINUK
228 EAST 45th Street
New York, NY 10017 USA
TEL: 212 687 9888 FAX: 646 487 5501

MEP ENGINEERS:
AKF GROUP
One Liberty Plaza, 165 Broadway, 22nd Floor
New York, NY 10006 USA
TEL: 212 354 5656 FAX: 212 354 5668

GEOTECHNICAL ENGINEERS:
Langan Engineering & Environmental Services
21 Penn Plaza - 360 West 31st Street, 8th Floor
New York, NY 10001-2727
TEL: 212 479 5400 FAX: 212 479 5444

CODE CONSULTANTS:
Construction Consulting Associates
100 Church Street
New York, NY 10007
TEL: 212 385 1818 FAX: 212 385 1911

CURTAINWALL CONSULTANT:
AJLP Consulting
40 Worth Street, Suite 826
New York, NY 10013
TEL: 212 757 5659 FAX: 646 219 8508

LANDMARK/PRESERVATION CONSULTANT:
Jan Hird Pokorny Associates, Inc.
39 West 37th Street, 12A
New York, NY 10018
TEL: 212 759 6462 FAX: 212 759 6540

No.	DESCRIPTION	DATE
1	ISSUED FOR SCHEMATIC DESIGN	04 APR 2014
2	ISSUED FOR DESIGN DEVLEOPMENT	01 JUL 2014
3	ISSUED FOR DESIGN DEVLEOPMENT	31 JUL 2014
4	CD PROGRESS ISSUE 1	15 OCT 2014
5	ISSUED FOR BID - MECHANICAL	15 OCT 2014
6	DOB SUBMISSION	19 DEC 2014
7	CD PROGRESS ISSUE 3	09 MAR 2015
8	CD PROGRESS ISSUE 4	01 JUN 2015
9	CD PROGRESS ISSUE 5	10 AUG 2015
10	DOB AMENDMENT 2	18 SEP 2015

0 4' - 0" 8' - 0" 16' - 0"

Discrepancies must be reported immediately to the Architect before proceeding. Only figured dimensions are to be used. Contractors must check all dimensions on site. This drawing is protected by copyright.

ALL DIMENSIONS ARE SHOWN IN IMPERIAL.

CONSULTANT:
AKF
ONE LIBERTY PLAZA, 165 BROADWAY, 22nd FLOOR
NEW YORK, NY 10006
T: 212.354.5656 F: 212.354.5668
Atlanta | Boise | Mexico City | Minneapolis | New York
Philadelphia | Houston | Fairfax | Rochester | Stamford

PROJECT:

217 WEST 57TH STREET
NEW YORK, NY

DRAWING TITLE:

MECHANICAL
8th FLOOR INTERMEDIATE and 9th FLOOR PLANS - PIPING

SEAL & SIGNATURE:

STATE OF NEW YORK · ENGINEER · ELDON S. SMITH · LICENSED PROFESSIONAL ENGINEER

DATE:	04/04/14
PROJECT No:	Y130747-000
DRAWN: MY	REV: 10
CHK: PHS	
SCALE: As indicated	
DWG No:	M-214.01
DOB PAGE No:	51 of 116

DOB EMPLOYEE STAMP:

DOB B-SCAN:

36" x 48" Arch E - SHEET SIZE
FILE NAME: C:\Revit Local Files\Y130747-000-AKF-BBL_MEP15-CENTRAL_jlangner.rvt
PLOT DATE: 9/18/2015 5:39:17 AM

DEPT OF BLDGS 121263436 Job Number
E364162031 Scan Code

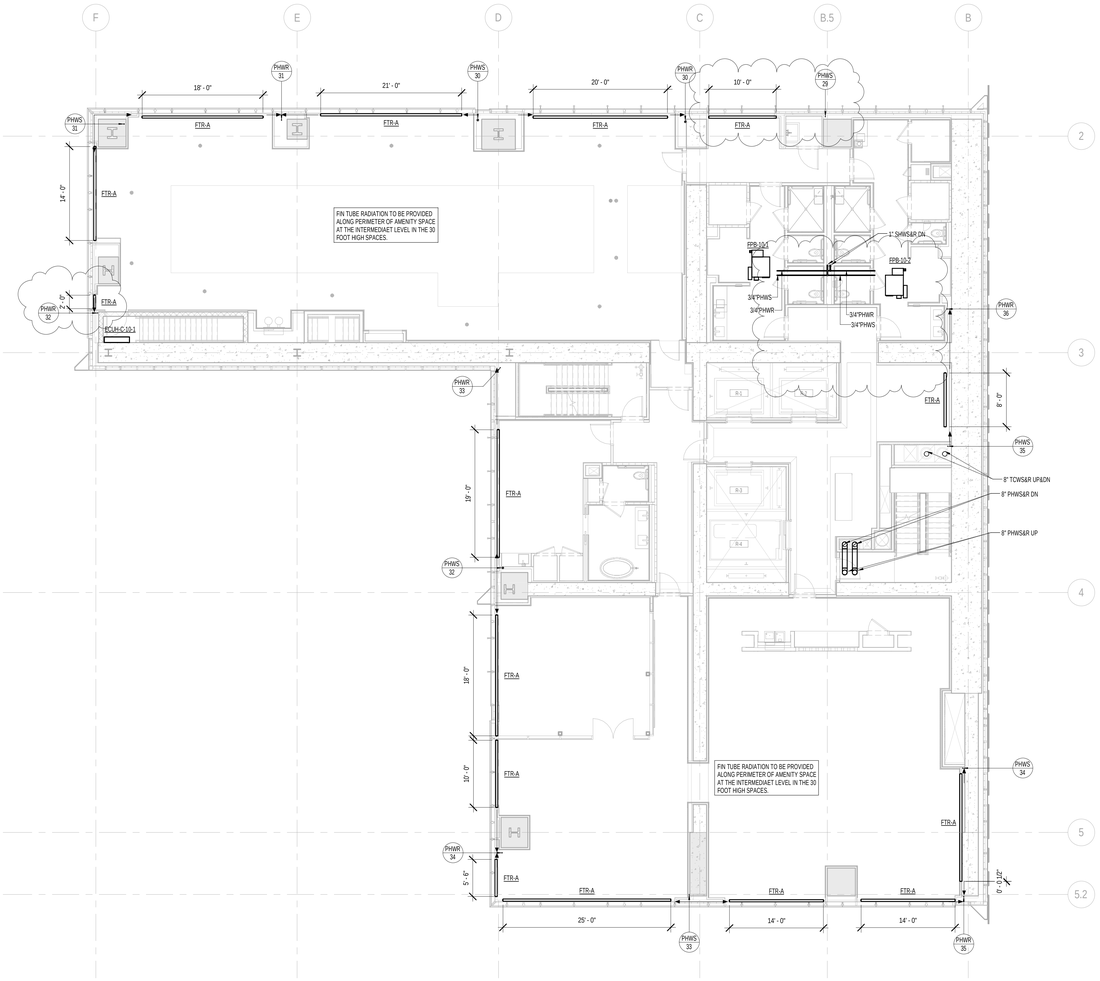

1 10th FLOOR PLAN
SCALE: 1/8" = 1'-0"

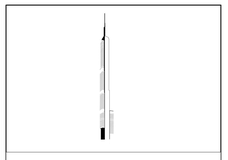

KEY PLAN:

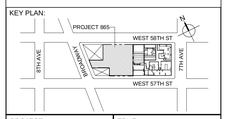

PROJECT NORTH

TRUE NORTH

DEVELOPER:
EXTELL DEVELOPMENT COMPANY
805 THIRD AVENUE, 7TH FLOOR
New York, NY 10022 USA
TEL: 212 712 6000 FAX: 212 712 6100

DESIGN ARCHITECT: Base Building Shell & Core
ADRIAN SMITH + GORDON GILL ARCHITECTURE
111 WEST MONROE STREET SUITE 2300
CHICAGO IL 60603
TEL: 312 920 1888 FAX: 312 920 1775

INTERIOR DESIGNER: Residential
Rottet Architecture and Design Studio, PLLC
298 Fifth Ave, 7th Floor
New York, NY 10001
TEL: 646 998 7000 FAX:

ARCHITECT OF RECORD:Base Building Shell, Core, & Residential
AAI ARCHITECTS, P.C.
401 Wellington St. W., 3rd Floor
Toronto, ON M5V 1E7 Canada
TEL: 416 967 1500 FAX: 416 967 7150

STRUCTURAL ENGINEERS:
WSP CANTOR SEINUK
228 EAST 45th Street
New York, NY 10017 USA
TEL: 212 687 9888 FAX: 646 487 5501

MEP ENGINEERS:
AKF GROUP
One Liberty Plaza, 165 Broadway, 22nd Floor
New York, NY 10006 USA
TEL: 212 354 5656 FAX: 212 354 5668

GEOTECHNICAL ENGINEERS:
Langan Engineering & Environmental Services
21 Penn Plaza - 360 West 31st Street, 8th Floor
New York, NY 10001-2727
TEL: 212 479 5400 FAX: 212 479 5444

CODE CONSULTANTS:
Construction Consulting Associates
100 Church Street
New York, NY 10007
TEL: 212 385 1818 FAX: 212 385 1911

CURTAINWALL CONSULTANT:
AJLP Consulting
40 Worth Street. Suite 826
New York, NY 10013
TEL: 212 757 5659 FAX: 646 219 8508

LANDMARK/PRESERVATION CONSULTANT:
Jan Hird Pokorny Associates, Inc.
39 West 37th Street, 12A
New York, NY 10018
TEL: 212 759 6462 FAX: 212 759 6540

No.	DESCRIPTION	DATE
1	ISSUED FOR SCHEMATIC DESIGN	04 APR 2014
2	ISSUED FOR DESIGN DEVLEOPMENT	01 JUL 2014
3	ISSUED FOR DESIGN DEVLEOPMENT	31 JUL 2014
4	CD PROGRESS ISSUE 1	15 OCT 2014
5	ISSUED FOR BID - MECHANICAL	15 OCT 2014
6	DOB SUBMISSION	19 DEC 2014
7	CD PROGRESS ISSUE 3	09 MAR 2015
8	CD PROGRESS ISSUE 4	01 JUN 2015
9	CD PROGRESS ISSUE 5	10 AUG 2015
10	DOB AMENDMENT 2	18 SEP 2015

0 4' - 0" 8' - 0" 16' - 0"

Discrepancies must be reported immediately to the Architect before proceeding. Only figured dimensions are to be used. Contractors must check all dimensions on site. This drawing is protected by copyright.

ALL DIMENSIONS ARE SHOWN IN IMPERIAL.

CONSULTANT:
AKF
ONE LIBERTY PLAZA, 165 BROADWAY, 22nd FLOOR
NEW YORK, NY 10006
T: 212.354.5656 F: 212.354.5668
Arlington | Boston | Mexico City | Minneapolis | New York
Philadelphia | Princeton | Portland | Richmond | Washington DC

PROJECT:
217 WEST 57TH STREET
NEW YORK, NY

DRAWING TITLE:
MECHANICAL
10th FLOOR PLAN - PIPING

SEAL & SIGNATURE:

DATE:	04/04/14
PROJECT No:	Y130747-000
DRAWN: MY	REV:
CHK: PHS	10
SCALE: 1/8" = 1'-0"	
DWG No:	M-215.01
DOB PAGE No:	52 of 116

DOB EMPLOYEE STAMP:

DOB B-SCAN:

36" x 48" Arch E SHEET SIZE
FILE NAME: C:\Revit Local Files\Y130747-000-AKF-BIM_MEP15-CENTRAL_Jingner.rvt
PLOT DATE: 9/18/2015 5:39:29 AM

DEPT OF BLDGS 421263625 Job Number
ES7184905644 Scan Code

36" x 48" Arch E SHEET SIZE

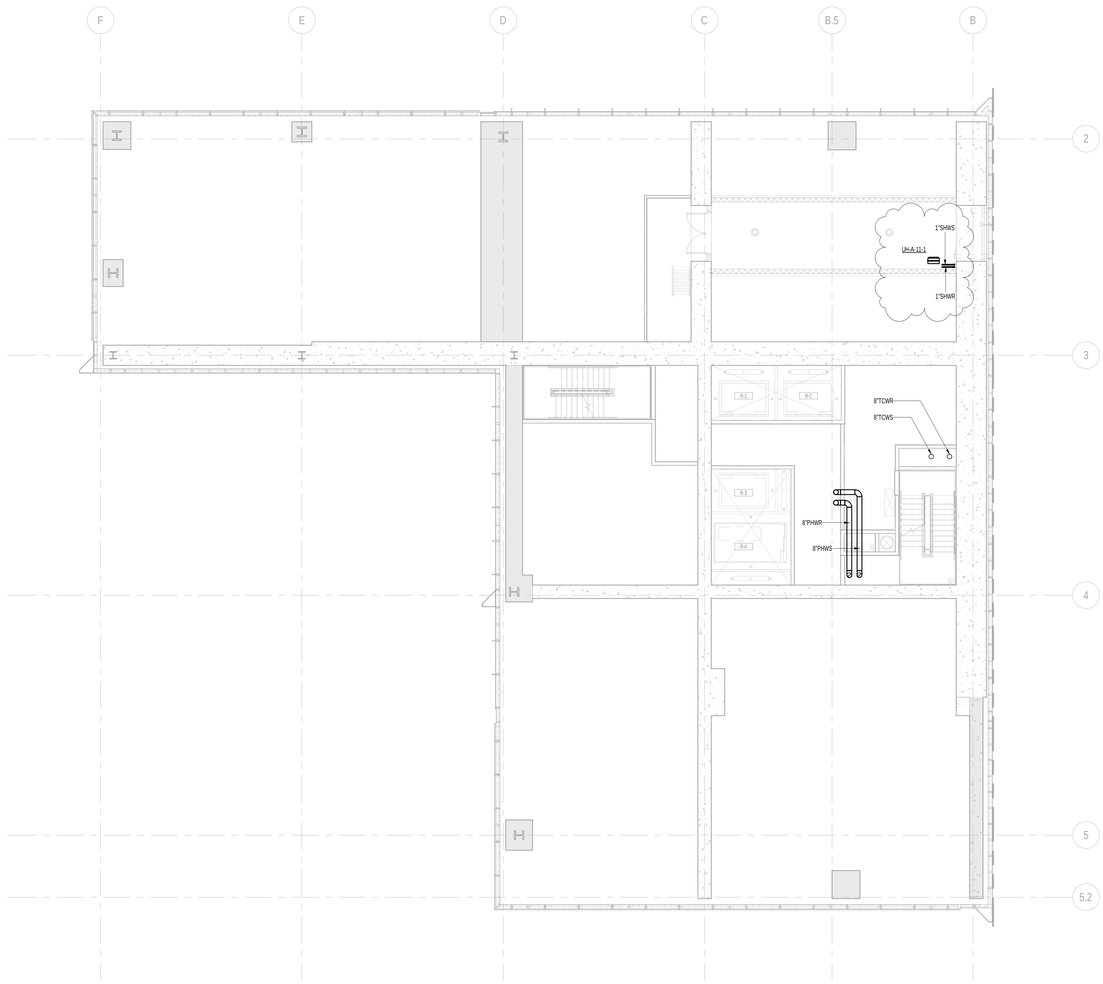

1 11th FLOOR BMU PLAN
SCALE: 1/8" = 1'-0"

KEY NOTES:
1. STRUCTURAL ENGINEER TO PROVIDE NOTCH AT TOP OF SHEAR WALL FOR PIPE RISER.

PIPING NOTES:
1. RUN CONDENSATE LINE FROM AC UNITS TO NEAREST FLOOR DRAIN. COORDINATE WITH PLUMBING PLANS.
2. ALL PIPING SHALL BE INSULATED PER MECHANICAL SPECIFICATIONS.

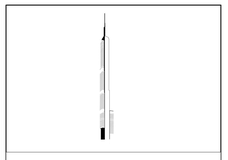

KEY PLAN:

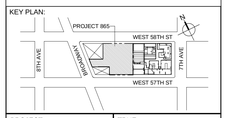

PROJECT NORTH

TRUE NORTH

DEVELOPER:
EXTELL DEVELOPMENT COMPANY
805 THIRD AVENUE, 7TH FLOOR
New York, NY 10022 USA
TEL: 212 712 6000 FAX: 212 712 6100

DESIGN ARCHITECT: Base Building Shell & Core
ADRIAN SMITH + GORDON GILL ARCHITECTURE
111 WEST MONROE STREET SUITE 2300
CHICAGO IL 60603
TEL: 312 920 1888 FAX: 312 920 1775

INTERIOR DESIGNER: Residential
Rottet Architecture and Design Studio, PLLC
298 Fifth Ave, 7th Floor
New York, NY 10001
TEL: 646 998 7000 FAX:

ARCHITECT OF RECORD:Base Building Shell, Core, & Residential
AAI ARCHITECTS, P.C.
401 Wellington St. W., 3rd Floor
Toronto, ON M5V 1E7 Canada
TEL: 416 967 1500 FAX: 416 967 7150

STRUCTURAL ENGINEERS:
WSP CANTOR SEINUK
228 EAST 45th Street
New York, NY 10017 USA
TEL: 212 687 9888 FAX: 646 487 5501

MEP ENGINEERS:
AKF GROUP
One Liberty Plaza, 165 Broadway, 22nd Floor
New York, NY 10006 USA
TEL: 212 354 5656 FAX: 212 354 5668

GEOTECHNICAL ENGINEERS:
Langan Engineering & Environmental Services
21 Penn Plaza - 360 West 31st Street, 8th Floor
New York, NY 10001-2727
TEL: 212 479 5400 FAX: 212 479 5444

CODE CONSULTANTS:
Construction Consulting Associates
100 Church Street
New York, NY 10007
TEL: 212 385 1818 FAX: 212 385 1911

CURTAINWALL CONSULTANT:
AJLP Consulting
40 Worth Street. Suite 826
New York, NY 10013
TEL: 212 757 5659 FAX: 646 219 8508

LANDMARK/PRESERVATION CONSULTANT:
Jan Hird Pokorny Associates, Inc.
39 West 37th Street, 12A
New York, NY 10018
TEL: 212 759 6462 FAX: 212 759 6540

No.	DESCRIPTION	DATE
1	ISSUED FOR SCHEMATIC DESIGN	04 APR 2014
2	ISSUED FOR DESIGN DEVELOPMENT	01 JUL 2014
3	ISSUED FOR DESIGN DEVELOPMENT	31 JUL 2014
4	CD PROGRESS ISSUE 1	15 OCT 2014
5	ISSUED FOR BID - MECHANICAL	15 OCT 2014
6	DOB SUBMISSION	19 DEC 2014
7	CD PROGRESS ISSUE 4	01 JUN 2015
8	CD PROGRESS ISSUE 5	10 AUG 2015
9	DOB AMENDMENT 2	18 SEP 2015

0 4'-0" 8'-0" 16'-0"

Discrepancies must be reported immediately to the Architect before proceeding. Only figured dimensions are to be used. Contractors must check all dimensions on site. This drawing is protected by copyright.

ALL DIMENSIONS ARE SHOWN IN IMPERIAL.

CONSULTANT:
AKF
ONE LIBERTY PLAZA, 165 BROADWAY, 22nd FLOOR
NEW YORK, NY 10006
T: 212.354.5656 F: 212.354.5668
Arlington | Boston | Mount Kisco | Washington | Baltimore
Philadelphia | Houston | Irvine | Sacramento | Santiago

PROJECT:
217 WEST 57TH STREET
NEW YORK, NY

DRAWING TITLE:
MECHANICAL
11th FLOOR BMU PLAN - PIPING

SEAL & SIGNATURE:

DATE:	04/04/14
PROJECT No:	Y130747-000
DRAWN: MY	REV:
CHK: PHS	9
SCALE: As indicated	
DWG No:	
M-218.01	
DOB PAGE No: 54 of 116	

DOB EMPLOYEE STAMP:

DOB B-SCAN:

FILE NAME: C:\Revit Local Files\Y130747-000-AKF-865_MEP15-CENTRAL_jlangner.rvt
PLOT DATE: 9/18/2015 3:39:45 AM

DEPT OF BLDGS 121263435 Job Number

E520050540 Scan Code

36" x 48" Arch E - SHEET SIZE

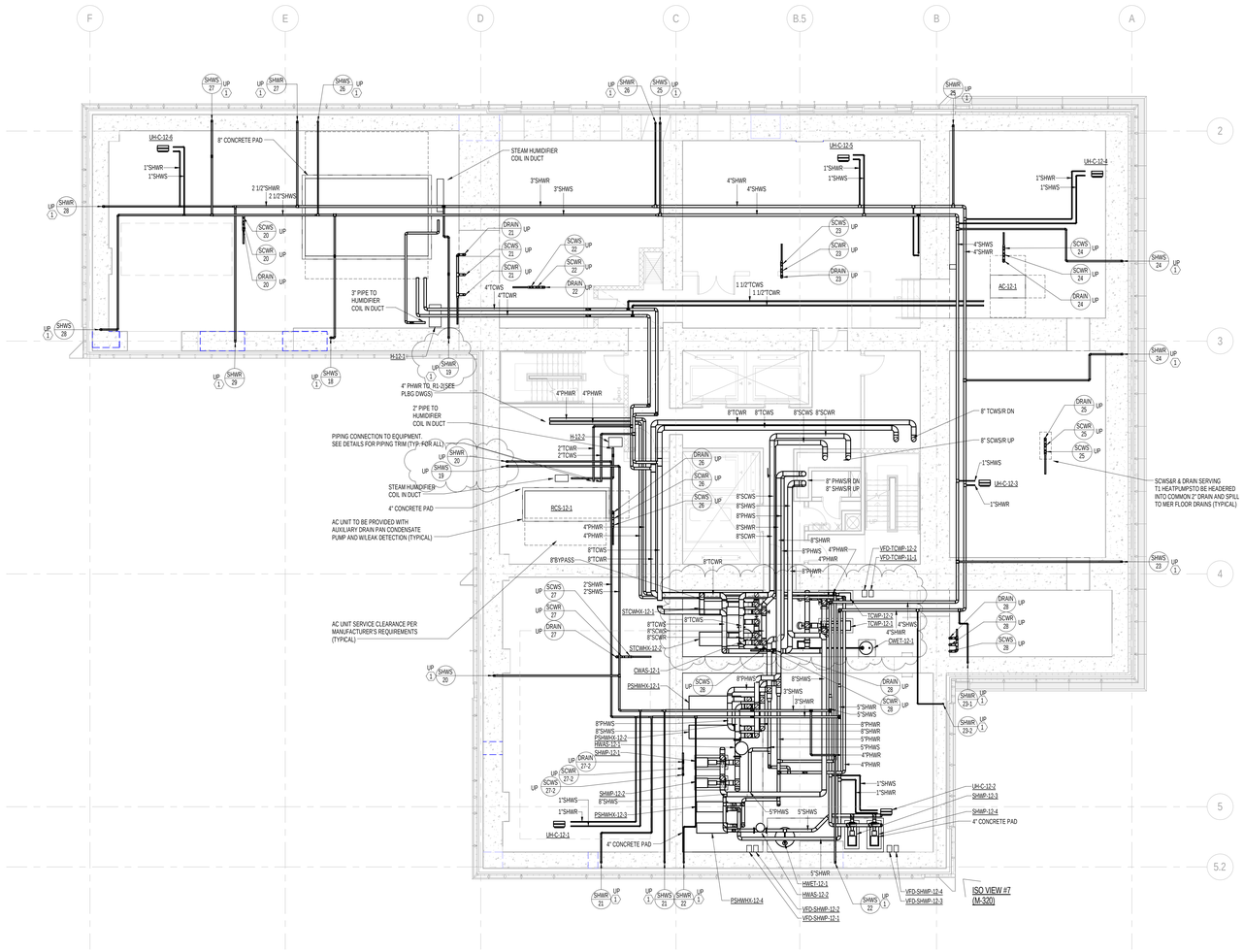

1 12th FLOOR PLAN
SCALE: 1/8" = 1'-0"

PIPING NOTES:

1. FTR CONTROL VALVES SHALL BE LOCATED AT RISER TAKE-OFFS. SERVICE ACCESS TO VALVES SHALL BE COORDINATED WITH ARCHITECT. REFER TO HOT WATER RISER DIAGRAM FOR ADDITIONAL INFORMATION.
2. ALL PIPING SHALL BE INSULATED PER MECHANICAL SPECIFICATIONS.

KEY PLAN:

PROJECT NORTH

TRUE NORTH

DEVELOPER:
EXTELL DEVELOPMENT COMPANY
805 THIRD AVENUE, 7TH FLOOR
New York, NY 10022 USA
TEL: 212 712 6000 FAX: 212 712 6100

DESIGN ARCHITECT: Base Building Shell & Core
ADRIAN SMITH + GORDON GILL ARCHITECTURE
111 WEST MONROE STREET SUITE 2300
CHICAGO IL 60603
TEL: 312 920 1888 FAX: 312 920 1775

INTERIOR DESIGNER: Residential
Rottet Architecture and Design Studio, PLLC
298 Fifth Ave, 7th Floor
New York, NY 10001
TEL: 646 998 7000 FAX:

ARCHITECT OF RECORD:Base Building Shell, Core, & Residential
AAI ARCHITECTS, P.C.
401 Wellington St. W., 3rd Floor
Toronto, ON M5V 1E7 Canada
TEL: 416 967 1500 FAX: 416 967 7150

STRUCTURAL ENGINEERS:
WSP CANTOR SEINUK
228 EAST 45th Street
New York, NY 10017 USA
TEL: 212 687 9888 FAX: 646 487 5501

MEP ENGINEERS:
AKF GROUP
One Liberty Plaza, 165 Broadway, 22nd Floor
New York, NY 10006 USA
TEL: 212 354 5656 FAX: 212 354 5668

GEOTECHNICAL ENGINEERS:
Langan Engineering & Environmental Services
21 Penn Plaza - 360 West 31st Street, 8th Floor
New York, NY 10001-2727
TEL: 212 479 5400 FAX: 212 479 5444

CODE CONSULTANTS:
Construction Consulting Associates
100 Church Street
New York, NY 10007
TEL: 212 385 1818 FAX: 212 385 1911

CURTAINWALL CONSULTANT:
AJLP Consulting
40 Worth Street. Suite 826
New York, NY 10013
TEL: 212 757 5659 FAX: 646 219 8508

LANDMARK/PRESERVATION CONSULTANT:
Jan Hird Pokorny Associates, Inc.
39 West 37th Street, 12A
New York, NY 10018
TEL: 212 759 6462 FAX: 212 759 6540

No.	DESCRIPTION	DATE
1	DOB SUBMISSION	19 DEC 2014
2	CD PROGRESS ISSUE 3	09 MAR 2015
3	CD PROGRESS ISSUE 5	10 AUG 2015
4	DOB AMENDMENT 2	18 SEP 2015

0 4'-0" 8'-0" 16'-0"

Discrepancies must be reported immediately to the Architect before proceeding. Only figured dimensions are to be used. Contractors must check all dimensions on site. This drawing is protected by copyright.

ALL DIMENSIONS ARE SHOWN IN IMPERIAL.

CONSULTANT:
AKF
ONE LIBERTY PLAZA, 165 BROADWAY, 22nd FLOOR
NEW YORK, NY 10006
T: 212.354.5656 F: 212.354.5668
Philadelphia • Los Angeles • Chicago • Dallas • Houston • Seattle • Washington • Los Angeles • Hong Kong • Toronto • Istanbul • Dubai

PROJECT:

217 WEST 57TH STREET
NEW YORK, NY

DRAWING TITLE:

MECHANICAL
12th FLOOR PLAN - PIPING

SEAL & SIGNATURE:

STATE OF NEW YORK · ADRIAN SMITH · REGISTERED ARCHITECT · 031579 · PROFESSIONAL ENGINEER

DATE:	12/08/14
PROJECT No:	Y130747-000
DRAWN: MY	REV:
CHK: PHS	4
SCALE: As indicated	
DWG No:	M-219.01
DOB PAGE No:	55 of 116

DOB EMPLOYEE STAMP:

DOB B-SCAN:

FILE NAME: C:\Revit Local Files\Y130747-000-AKF-865_MEP15-CENTRAL_jlangner.rvt
PLOT DATE: 9/18/2015 5:40:09 AM

DEPT OF BLDGS 421263635 Job Number

E527157977 Scan Code

36" x 48" Arch E - SHEET SIZE

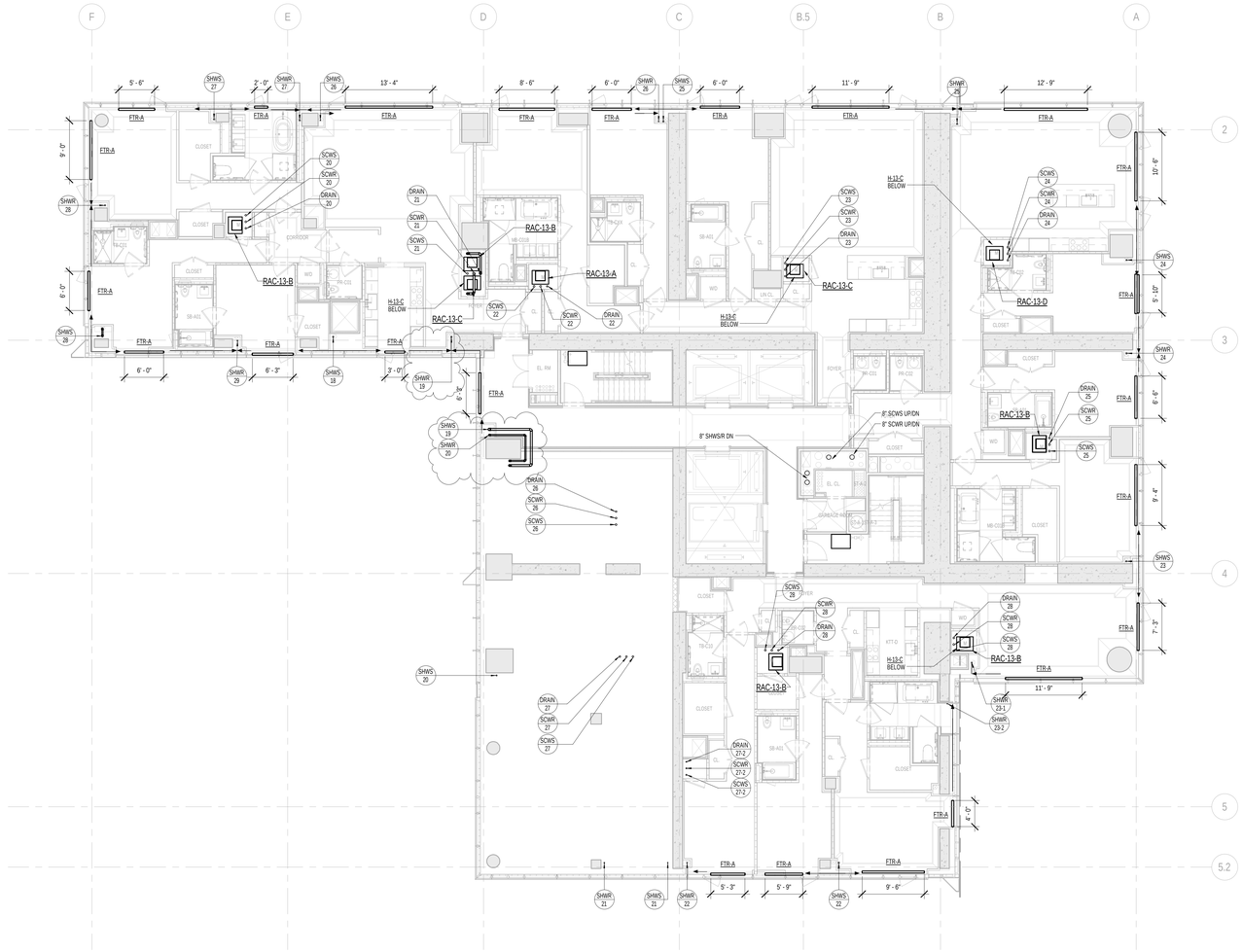

1 13th FLOOR PLAN
SCALE: 1/8" = 1'-0"

PIPING NOTES:

1. FTR CONTROL VALVES SHALL BE LOCATED AT RISER TAKE-OFFS. SERVICE ACCESS TO VALVES SHALL BE COORDINATED WITH ARCHITECT. REFER TO HOT WATER RISER DIAGRAM FOR ADDITIONAL INFORMATION.
2. ALL PIPING SHALL BE INSULATED PER MECHANICAL SPECIFICATIONS.

KEY PLAN:

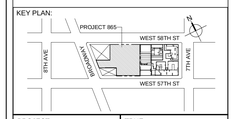

PROJECT NORTH

TRUE NORTH

DEVELOPER:
EXTELL DEVELOPMENT COMPANY
805 THIRD AVENUE, 7TH FLOOR
New York, NY 10022 USA
TEL: 212 712 6000 FAX: 212 712 6100

DESIGN ARCHITECT: Base Building Shell & Core
ADRIAN SMITH + GORDON GILL ARCHITECTURE
111 WEST MONROE STREET SUITE 2300
CHICAGO IL 60603
TEL: 312 920 1888 FAX: 312 920 1775

INTERIOR DESIGNER: Residential
Rottet Architecture and Design Studio, PLLC
298 Fifth Ave, 7th Floor
New York, NY 10001
TEL: 646 998 7000 FAX:

ARCHITECT OF RECORD:Base Building Shell, Core, & Residential
AAI ARCHITECTS, P.C.
401 Wellington St. W., 3rd Floor
Toronto, ON M5V 1E7 Canada
TEL: 416 967 1500 FAX: 416 967 7150

STRUCTURAL ENGINEERS:
WSP CANTOR SEINUK
228 EAST 45th Street
New York, NY 10017 USA
TEL: 212 687 9888 FAX: 646 487 5501

MEP ENGINEERS:
AKF GROUP
One Liberty Plaza, 165 Broadway, 22nd Floor
New York, NY 10006 USA
TEL: 212 354 5656 FAX: 212 354 5668

GEOTECHNICAL ENGINEERS:
Langan Engineering & Environmental Services
21 Penn Plaza - 360 West 31st Street, 8th Floor
New York, NY 10001-2727
TEL: 212 479 5400 FAX: 212 479 5444

CODE CONSULTANTS:
Construction Consulting Associates
100 Church Street
New York, NY 10007
TEL: 212 385 1818 FAX: 212 385 1911

CURTAINWALL CONSULTANT:
AJLP Consulting
40 Worth Street. Suite 826
New York, NY 10013
TEL: 212 757 5659 FAX: 646 219 8508

LANDMARK/PRESERVATION CONSULTANT:
Jan Hird Pokorny Associates, Inc.
39 West 37th Street, 12A
New York, NY 10018
TEL: 212 759 6462 FAX: 212 759 6540

No.	DESCRIPTION	DATE
1	ISSUED FOR SCHEMATIC DESIGN	04 APR 2014
2	ISSUED FOR DESIGN DEVLEOPMENT	01 JUL 2014
3	ISSUED FOR DESIGN DEVLEOPMENT	31 JUL 2014
4	CD PROGRESS ISSUE 1	15 OCT 2014
5	ISSUED FOR BID - MECHANICAL	15 OCT 2014
6	ISSUED FOR BID - RESIDENTIAL FIT-OUT PIPING	17 NOV 2014
7	DOB SUBMISSION	19 DEC 2014
8	CD PROGRESS ISSUE 3	09 MAR 2015
9	CD PROGRESS ISSUE 4	01 JUN 2015
10	CD PROGRESS ISSUE 5	10 AUG 2015
11	DOB AMENDMENT 2	18 SEP 2015

0 4' - 0" 8' - 0" 16' - 0"

Discrepancies must be reported immediately to the Architect before proceeding. Only figured dimensions are to be used. Contractors must check all dimensions on site. This drawing is protected by copyright.

ALL DIMENSIONS ARE SHOWN IN IMPERIAL.

CONSULTANT:
AKF
ONE LIBERTY PLAZA, 165 BROADWAY, 22nd FLOOR
NEW YORK, NY 10006
T: 212.354.5656 F: 212.354.5668
Arlington / Boston / Mexico City / Minneapolis / New York
Philadelphia / Houston / Tucson / Montreal / Istanbul

PROJECT:

217 WEST 57TH STREET
NEW YORK, NY

DRAWING TITLE:

MECHANICAL
13th FLOOR PLAN - PIPING

SEAL & SIGNATURE:

STATE OF NEW YORK · MICHAEL DEVELOPMENT · 036 · 04/04/2014 · LICENSED PROFESSIONAL ENGINEER

DATE:	04/04/14
PROJECT No:	Y130747-000
DRAWN: MY	REV:
CHK: PHS	11
SCALE: As indicated	
DWG No:	
M-220.01	
DOB PAGE No: 56 of 116	

DOB EMPLOYEE STAMP:

DOB B-SCAN:

FILE NAME: C:\Revit Local Files\Y130747-000-AKF-865_MEP15-CENTRAL_jlangner.rvt
PLOT DATE: 9/18/2015 3:40:14 AM

DEPT OF BLDGS 121282635 Job Number
ES2 20451634 Scan Code

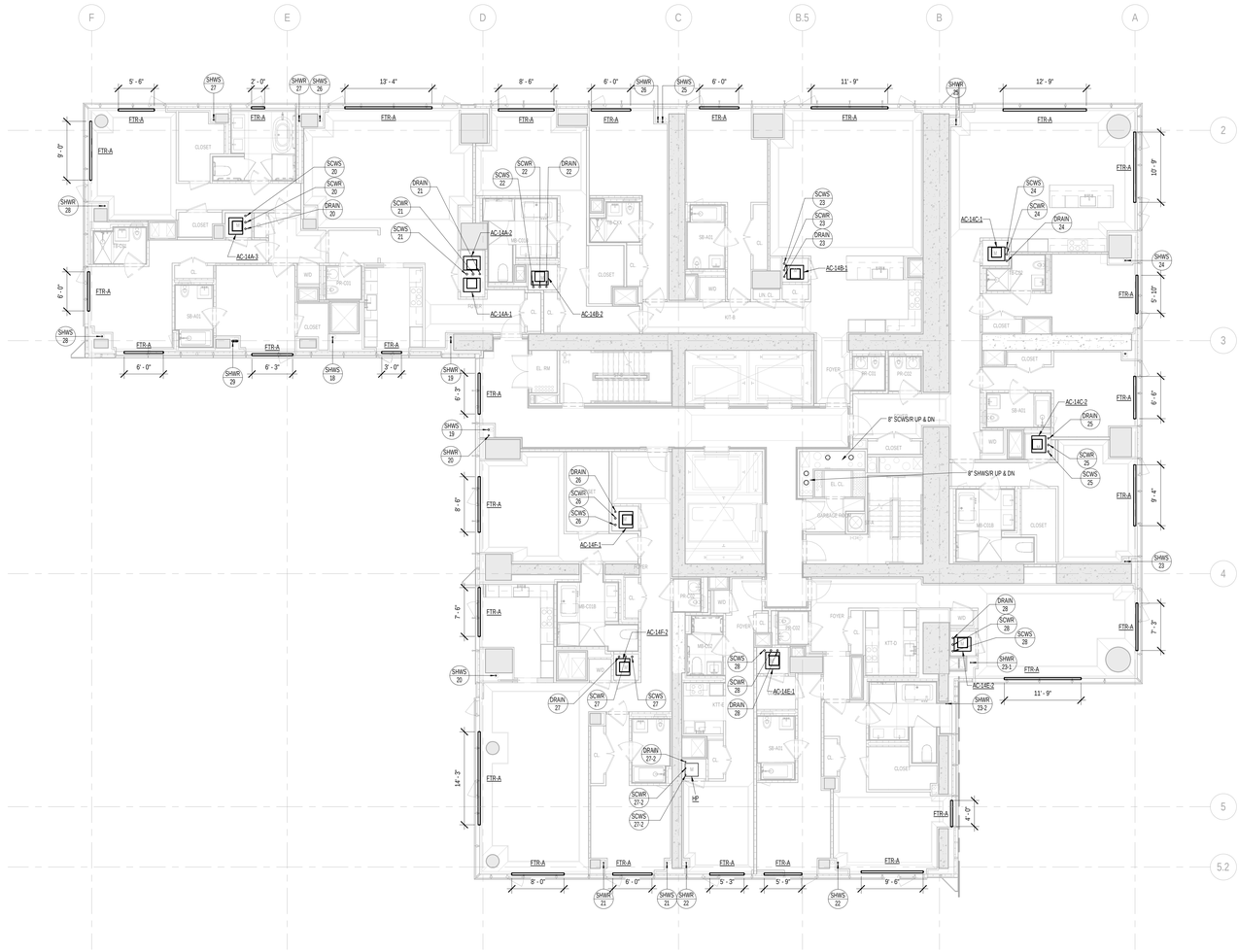

1 TYPICAL 14th-18th FLOOR PLAN
SCALE: 1/8" = 1'-0"

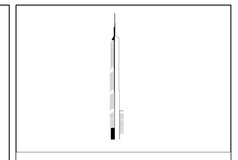

KEY PLAN:

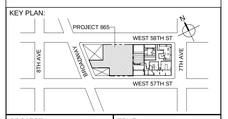

PROJECT NORTH

TRUE NORTH

DEVELOPER:
EXTELL DEVELOPMENT COMPANY
805 THIRD AVENUE, 7TH FLOOR
New York, NY 10022 USA
TEL: 212 712 6000 FAX: 212 712 6100

DESIGN ARCHITECT: Base Building Shell & Core
ADRIAN SMITH + GORDON GILL ARCHITECTURE
111 WEST MONROE STREET SUITE 2300
CHICAGO IL 60603
TEL: 312 920 1888 FAX: 312 920 1775

INTERIOR DESIGNER: Residential
Rottet Architecture and Design Studio, PLLC
298 Fifth Ave, 7th Floor
New York, NY 10001
TEL: 646 998 7000 FAX:

ARCHITECT OF RECORD:Base Building Shell, Core, & Residential
AAI ARCHITECTS, P.C.
401 Wellington St. W., 3rd Floor
Toronto, ON M5V 1E7 Canada
TEL: 416 967 1500 FAX: 416 967 7150

STRUCTURAL ENGINEERS:
WSP CANTOR SEINUK
228 EAST 45th Street
New York, NY 10017 USA
TEL: 212 687 9888 FAX: 646 487 5501

MEP ENGINEERS:
AKF GROUP
One Liberty Plaza, 165 Broadway, 22nd Floor
New York, NY 10006 USA
TEL: 212 354 5656 FAX: 212 354 5668

GEOTECHNICAL ENGINEERS:
Langan Engineering & Environmental Services
21 Penn Plaza - 360 West 31st Street, 8th Floor
New York, NY 10001-2727
TEL: 212 479 5400 FAX: 212 479 5444

CODE CONSULTANTS:
Construction Consulting Associates
100 Church Street
New York, NY 10007
TEL: 212 385 1818 FAX: 212 385 1911

CURTAINWALL CONSULTANT:
AJLP Consulting
40 Worth Street. Suite 826
New York, NY 10013
TEL: 212 757 5659 FAX: 646 219 8508

LANDMARK/PRESERVATION CONSULTANT:
Jan Hird Pokorny Associates, Inc.
39 West 37th Street, 12A
New York, NY 10018
TEL: 212 759 6462 FAX: 212 759 6540

No.	DESCRIPTION	DATE
1	CD PROGRESS ISSUE 5	10 AUG 2015
2	DOB AMENDMENT 2	18 SEP 2015

0 4' - 0" 8' - 0" 16' - 0"

Discrepancies must be reported immediately to the Architect before proceeding. Only figured dimensions are to be used. Contractors must check all dimensions on site. This drawing is protected by copyright.

ALL DIMENSIONS ARE SHOWN IN IMPERIAL.

CONSULTANT:
AKF
ONE LIBERTY PLAZA, 165 BROADWAY, 22nd FLOOR
NEW YORK, NY 10006
T: 212.354.5656 F: 212.354.5668
Atlanta • Dallas • Miami-Dade • Philadelphia • Washington
Philadelphia • Houston • Dallas • Northeast • Southeast

PROJECT:

217 WEST 57TH STREET
NEW YORK, NY

DRAWING TITLE:

MECHANICAL
14th FLOOR PLAN - PIPING (TYPICAL 14th-18th FLOORS)

SEAL & SIGNATURE:

STATE OF NEW YORK · CHRISTOPHER D. MOORE · No. 075136 · LICENSED PROFESSIONAL ENGINEER

DATE:	08/03/15
PROJECT No:	Y130747-000
DRAWN: MY	REV:
CHK: PHS	2
SCALE: 1/8" = 1'-0"	
DWG No:	M-221.01
DOB PAGE No:	of

DOB EMPLOYEE STAMP:

DOB B-SCAN:

36" x 48" Arch E SHEET SIZE
FILE NAME: C:\Revit Local Files\Y130747-000-AAF-865_MEP15-CENTRAL_jangner.rvt
PLOT DATE: 8/13/2015 9:46:23 AM

DEPT OF BLDGS 121263635 Job Number
E355555462 Scan Code

36" x 48" Arch E SHEET SIZE

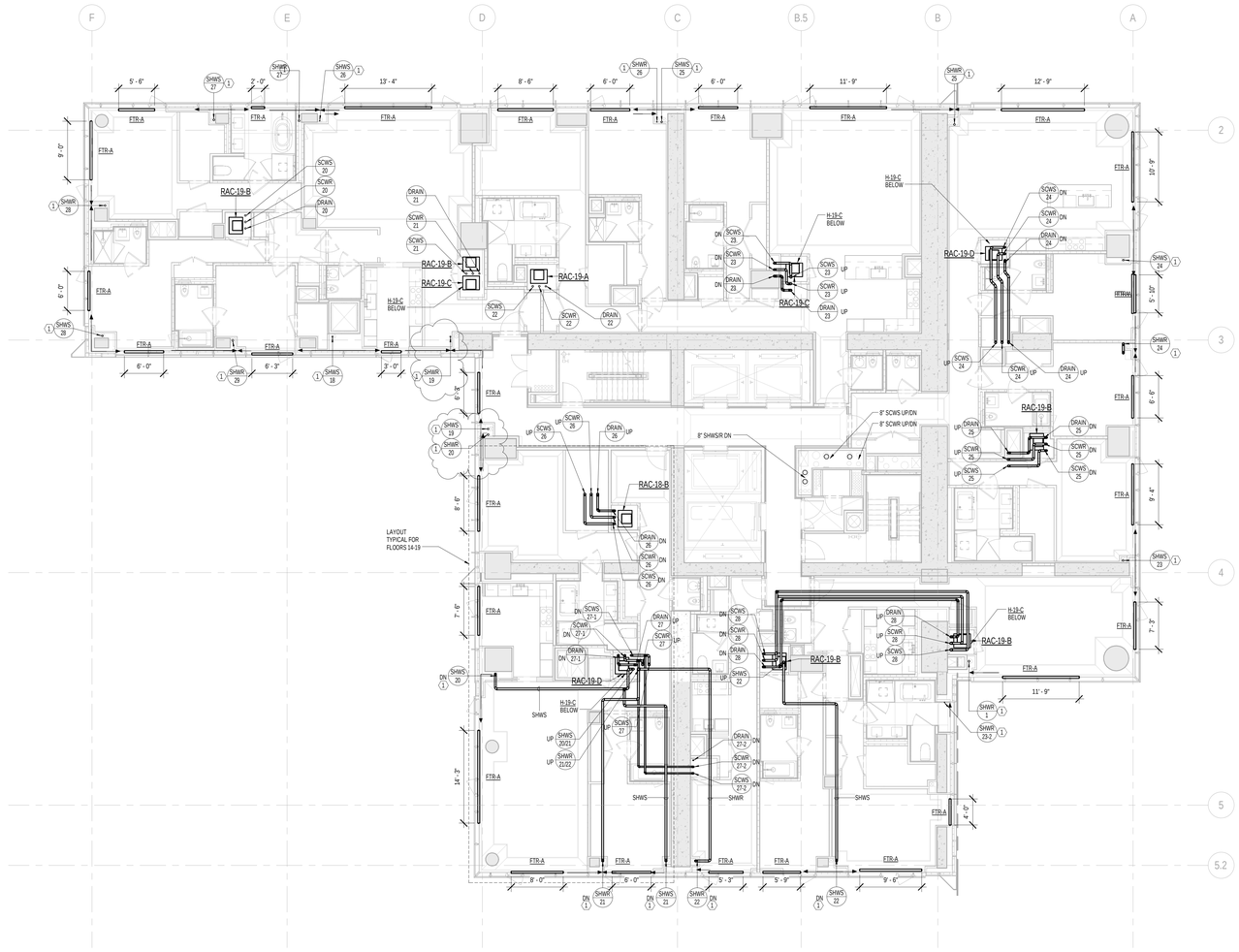

1 19th FLOOR PLAN
SCALE: 1/8" = 1'-0"

KEY NOTES:
1. ARCHITECT TO PROVIDE ACCESS PANEL FOR EXPANSION COMPENSATOR AT HW RISER.

PIPING NOTES:
1. FTR CONTROL VALVES SHALL BE LOCATED AT RISER TAKE-OFFS. SERVICE ACCESS TO VALVES SHALL BE COORDINATED WITH ARCHITECT. REFER TO HOT WATER RISER DIAGRAM FOR ADDITIONAL INFORMATION.
2. ALL PIPING SHALL BE INSULATED PER MECHANICAL SPECIFICATIONS.

KEY PLAN:

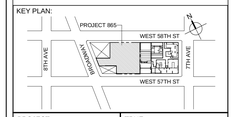

PROJECT NORTH

TRUE NORTH

DEVELOPER:
EXTELL DEVELOPMENT COMPANY
805 THIRD AVENUE, 7TH FLOOR
New York, NY 10022 USA
TEL: 212 712 6000 FAX: 212 712 6100

DESIGN ARCHITECT: Base Building Shell & Core
ADRIAN SMITH + GORDON GILL ARCHITECTURE
111 WEST MONROE STREET SUITE 2300
CHICAGO IL 60603
TEL: 312 920 1888 FAX: 312 920 1775

INTERIOR DESIGNER: Residential
Rottet Architecture and Design Studio, PLLC
298 Fifth Ave, 7th Floor
New York, NY 10001
TEL: 646 998 7000 FAX:

ARCHITECT OF RECORD:Base Building Shell, Core, & Residential
AAI ARCHITECTS, P.C.
401 Wellington St. W., 3rd Floor
Toronto, ON M5V 1E7 Canada
TEL: 416 967 1500 FAX: 416 967 7150

STRUCTURAL ENGINEERS:
WSP CANTOR SEINUK
228 EAST 45th Street
New York, NY 10017 USA
TEL: 212 687 9888 FAX: 646 487 5501

MEP ENGINEERS:
AKF GROUP
One Liberty Plaza, 165 Broadway, 22nd Floor
New York, NY 10006 USA
TEL: 212 354 5656 FAX: 212 354 5668

GEOTECHNICAL ENGINEERS:
Langan Engineering & Environmental Services
21 Penn Plaza - 360 West 31st Street, 8th Floor
New York, NY 10001-2727
TEL: 212 479 5400 FAX: 212 479 5444

CODE CONSULTANTS:
Construction Consulting Associates
100 Church Street
New York, NY 10007
TEL: 212 385 1818 FAX: 212 385 1911

CURTAINWALL CONSULTANT:
AJLP Consulting
40 Worth Street. Suite 826
New York, NY 10013
TEL: 212 757 5659 FAX: 646 219 8508

LANDMARK/PRESERVATION CONSULTANT:
Jan Hird Pokorny Associates, Inc.
39 West 37th Street, 12A
New York, NY 10018
TEL: 212 759 6462 FAX: 212 759 6540

No.	DESCRIPTION	DATE
1	ISSUED FOR SCHEMATIC DESIGN	04 APR 2014
2	ISSUED FOR DESIGN DEVELOPMENT	01 JUL 2014
3	ISSUED FOR DESIGN DEVELOPMENT	31 JUL 2014
4	CD PROGRESS ISSUE 1	15 OCT 2014
5	ISSUED FOR BID - RESIDENTIAL FIT-OUT PIPING	17 NOV 2014
6	DOB SUBMISSION	19 DEC 2014
7	CD PROGRESS ISSUE 3	09 MAR 2015
8	CD PROGRESS ISSUE 4	01 JUN 2015
9	CD PROGRESS ISSUE 5	10 AUG 2015
10	DOB AMENDMENT 2	18 SEP 2015

0 4' - 0" 8' - 0" 16' - 0"

Discrepancies must be reported immediately to the Architect before proceeding. Only figured dimensions are to be used. Contractors must check all dimensions on site. This drawing is protected by copyright.

ALL DIMENSIONS ARE SHOWN IN IMPERIAL.

CONSULTANT:
AKF
ONE LIBERTY PLAZA, 165 BROADWAY, 22nd FLOOR
NEW YORK, NY 10006
T: 212.354.5656 F: 212.354.5668
Arlington / Boston / Mexico City / Minneapolis / New York
Philadelphia / Princeton / Seattle / Washington / Zurich

PROJECT:
217 WEST 57TH STREET
NEW YORK, NY

DRAWING TITLE:
MECHANICAL
19th FLOOR PLAN - PIPING

SEAL & SIGNATURE:

STATE OF NEW YORK · STEPHEN H. SHIH · 075 · 04/04/14 · LICENSED PROFESSIONAL ENGINEER

DATE:	04/04/14
PROJECT No:	Y130747-000
DRAWN: MY	REV:
CHK: PHS	10
SCALE: As indicated	
DWG No:	M-226.01
DOB PAGE No:	57 of 116

DOB EMPLOYEE STAMP:

DOB B-SCAN:

FILE NAME: C:\Revit Local Files\Y130747-000-AKF-865_MEP15-CENTRAL_jangner.rvt
PLOT DATE: 9/18/2015 5:42:15 AM

DEPT OF BLDGS 121326305 Job Number
E304305608 Scan Code

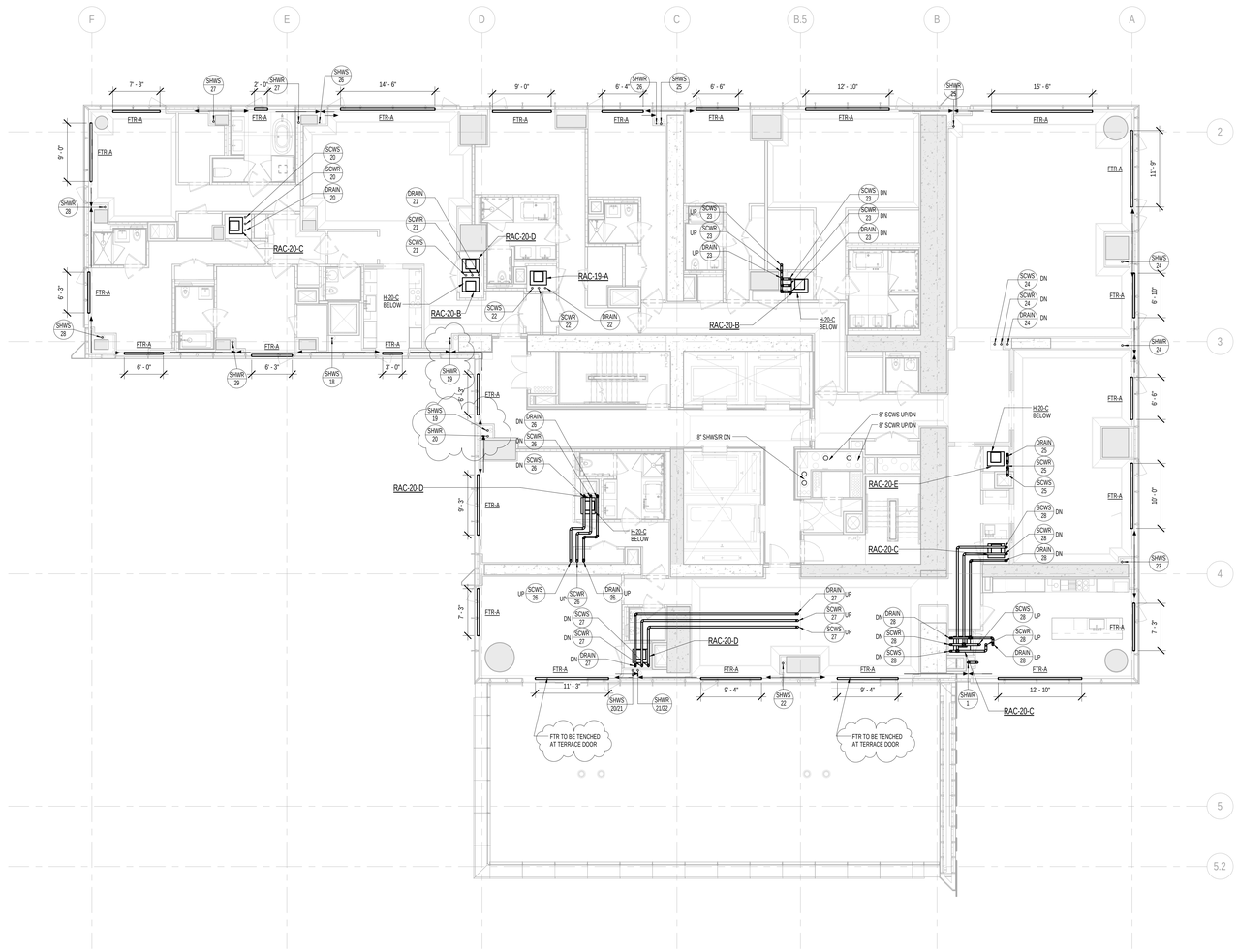

1 20th FLOOR PLAN
SCALE: 1/8" = 1'-0"

PIPING NOTES:

1. FTR CONTROL VALVES SHALL BE LOCATED AT RISER TAKE-OFFS. SERVICE ACCESS TO VALVES SHALL BE COORDINATED WITH ARCHITECT. REFER TO HOT WATER RISER DIAGRAM FOR ADDITIONAL INFORMATION.
2. ALL PIPING SHALL BE INSULATED PER MECHANICAL SPECIFICATIONS.

KEY PLAN:

PROJECT NORTH

TRUE NORTH

DEVELOPER:
EXTELL DEVELOPMENT COMPANY
805 THIRD AVENUE, 7TH FLOOR
New York, NY 10022 USA
TEL: 212 712 6000 FAX: 212 712 6100

DESIGN ARCHITECT: Base Building Shell & Core
ADRIAN SMITH + GORDON GILL ARCHITECTURE
111 WEST MONROE STREET SUITE 2300
CHICAGO IL 60603
TEL: 312 920 1888 FAX: 312 920 1775

INTERIOR DESIGNER: Residential
Rottet Architecture and Design Studio, PLLC
298 Fifth Ave, 7th Floor
New York, NY 10001
TEL: 646 998 7000 FAX:

ARCHITECT OF RECORD:Base Building Shell, Core, & Residential
AAI ARCHITECTS, P.C.
401 Wellington St. W., 3rd Floor
Toronto, ON M5V 1E7 Canada
TEL: 416 967 1500 FAX: 416 967 7150

STRUCTURAL ENGINEERS:
WSP CANTOR SEINUK
228 EAST 45th Street
New York, NY 10017 USA
TEL: 212 687 9888 FAX: 646 487 5501

MEP ENGINEERS:
AKF GROUP
One Liberty Plaza, 165 Broadway, 22nd Floor
New York, NY 10006 USA
TEL: 212 354 5656 FAX: 212 354 5668

GEOTECHNICAL ENGINEERS:
Langan Engineering & Environmental Services
21 Penn Plaza - 360 West 31st Street, 8th Floor
New York, NY 10001-2727
TEL: 212 479 5400 FAX: 212 479 5444

CODE CONSULTANTS:
Construction Consulting Associates
100 Church Street
New York, NY 10007
TEL: 212 385 1818 FAX: 212 385 1911

CURTAINWALL CONSULTANT:
AJLP Consulting
40 Worth Street. Suite 826
New York, NY 10013
TEL: 212 757 5659 FAX: 646 219 8508

LANDMARK/PRESERVATION CONSULTANT:
Jan Hird Pokorny Associates, Inc.
39 West 37th Street, 12A
New York, NY 10018
TEL: 212 759 6462 FAX: 212 759 6540

No.	DESCRIPTION	DATE
1	ISSUED FOR SCHEMATIC DESIGN	04 APR 2014
2	ISSUED FOR DESIGN DEVELOPMENT	01 JUL 2014
3	ISSUED FOR DESIGN DEVELOPMENT	31 JUL 2014
4	CD PROGRESS ISSUE 1	15 OCT 2014
5	ISSUED FOR BID - RESIDENTIAL FIT-OUT PIPING	17 NOV 2014
6	DOB SUBMISSION	19 DEC 2014
7	CD PROGRESS ISSUE 3	09 MAR 2015
8	CD PROGRESS ISSUE 4	01 JUN 2015
9	CD PROGRESS ISSUE 5	10 AUG 2015
10	DOB AMENDMENT 2	18 SEP 2015

0 4'-0" 8'-0" 16'-0"

Discrepancies must be reported immediately to the Architect before proceeding. Only figured dimensions are to be used. Contractors must check all dimensions on site. This drawing is protected by copyright.

ALL DIMENSIONS ARE SHOWN IN IMPERIAL.

CONSULTANT:
AKF
ONE LIBERTY PLAZA, 165 BROADWAY, 22nd FLOOR
NEW YORK, NY 10006
T: 212.354.5656 F: 212.354.5668
Chicago | Denver | Mount Kisco | Newtown | New York
Philadelphia | Houston | Irvine | Sacramento | Washington

PROJECT:
217 WEST 57TH STREET
NEW YORK, NY

DRAWING TITLE:
MECHANICAL
20th FLOOR PLAN - PIPING

SEAL & SIGNATURE:

STATE OF NEW YORK · ADRIAN DAVID SMITH · 023 078 730 · LICENSED PROFESSIONAL ENGINEER

DATE:	04/04/14
PROJECT No:	Y130747-000
DRAWN: MY	REV:
CHK: PHS	10
SCALE: As indicated	
DWG No:	
M-227.01	
DOB PAGE No:	58 of 116

DOB EMPLOYEE STAMP:

DOB B-SCAN:

36" x 48" Arch E - SHEET SIZE
FILE NAME: C:\Revit Local Files\Y130747-000-AKF-865_MEP15-CENTRAL_jlangner.rvt
PLOT DATE: 9/18/2015 9:44:35 AM

DEPT OF BLDGS 121263435 Job Number
E589731784 Scan Code

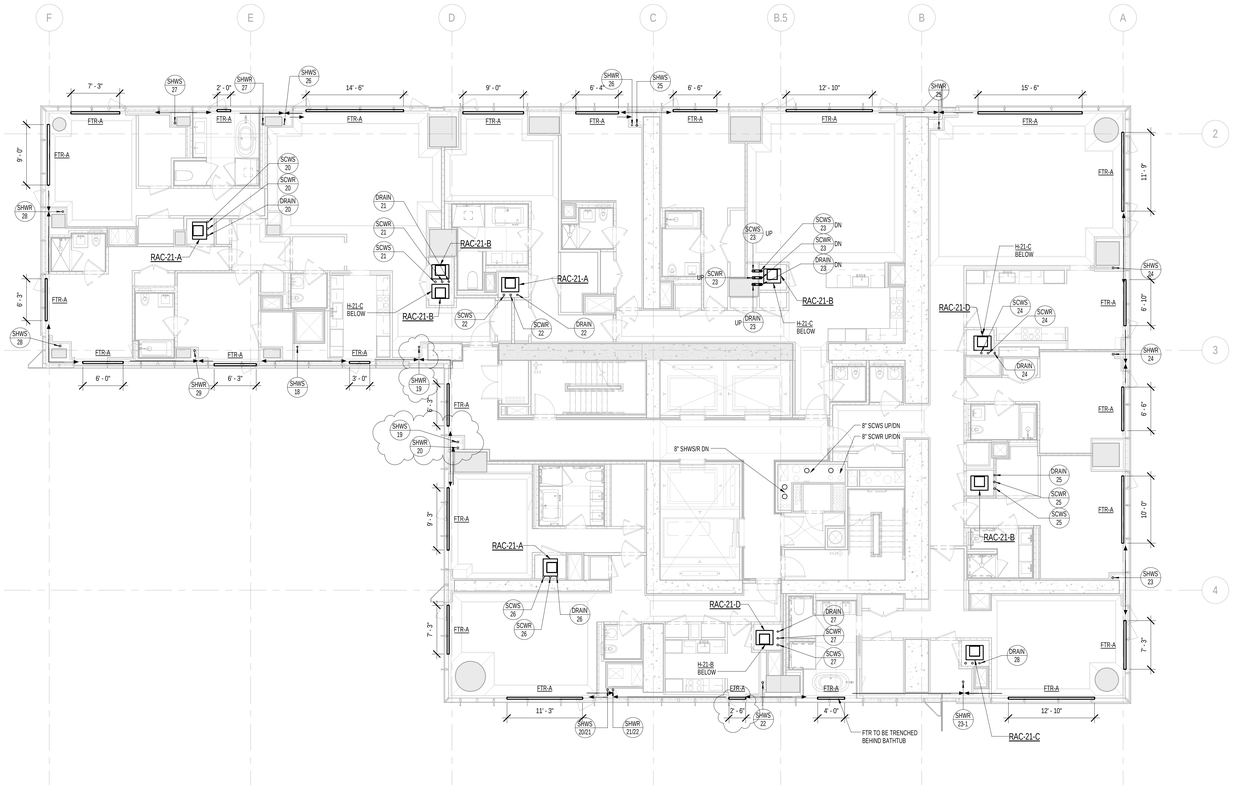

1 TYPICAL 21st-25th FLOOR PLANS
SCALE: 1/8" = 1'-0"

PIPING NOTES:

1. FTR CONTROL VALVES SHALL BE LOCATED AT RISER TAKE-OFFS. SERVICE ACCESS TO VALVES SHALL BE COORDINATED WITH ARCHITECT. REFER TO HOT WATER RISER DIAGRAM FOR ADDITIONAL INFORMATION.
2. ALL PIPING SHALL BE INSULATED PER MECHANICAL SPECIFICATIONS.

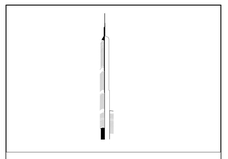

KEY PLAN:

PROJECT NORTH

TRUE NORTH

DEVELOPER:
EXTELL DEVELOPMENT COMPANY
805 THIRD AVENUE, 7TH FLOOR
New York, NY 10022 USA
TEL: 212 712 6000 FAX: 212 712 6100

DESIGN ARCHITECT: Base Building Shell & Core
ADRIAN SMITH + GORDON GILL ARCHITECTURE
111 WEST MONROE STREET SUITE 2300
CHICAGO IL 60603
TEL: 312 920 1888 FAX: 312 920 1775

INTERIOR DESIGNER: Residential
Rottet Architecture and Design Studio, PLLC
298 Fifth Ave, 7th Floor
New York, NY 10001
TEL: 646 998 7000 FAX:

ARCHITECT OF RECORD:Base Building Shell, Core, & Residential
AAI ARCHITECTS, P.C.
401 Wellington St. W., 3rd Floor
Toronto, ON M5V 1E7 Canada
TEL: 416 967 1500 FAX: 416 967 7150

STRUCTURAL ENGINEERS:
WSP CANTOR SEINUK
228 EAST 45th Street
New York, NY 10017 USA
TEL: 212 687 9888 FAX: 646 487 5501

MEP ENGINEERS:
AKF GROUP
One Liberty Plaza, 165 Broadway, 22nd Floor
New York, NY 10006 USA
TEL: 212 354 5656 FAX: 212 354 5668

GEOTECHNICAL ENGINEERS:
Langan Engineering & Environmental Services
21 Penn Plaza - 360 West 31st Street, 8th Floor
New York, NY 10001-2727
TEL: 212 479 5400 FAX: 212 479 5444

CODE CONSULTANTS:
Construction Consulting Associates
100 Church Street
New York, NY 10007
TEL: 212 385 1818 FAX: 212 385 1911

CURTAINWALL CONSULTANT:
AJLP Consulting
40 Worth Street. Suite 826
New York, NY 10013
TEL: 212 757 5659 FAX: 646 219 8508

LANDMARK/PRESERVATION CONSULTANT:
Jan Hird Pokorny Associates, Inc.
39 West 37th Street, 12A
New York, NY 10018
TEL: 212 759 6462 FAX: 212 759 6540

No.	DESCRIPTION	DATE
1	CD PROGRESS ISSUE 5	10 AUG 2015
2	DOB AMENDMENT 2	18 SEP 2015

0 4' - 0" 8' - 0" 16' - 0"

Discrepancies must be reported immediately to the Architect before proceeding. Only figured dimensions are to be used. Contractors must check all dimensions on site. This drawing is protected by copyright.

ALL DIMENSIONS ARE SHOWN IN IMPERIAL.

CONSULTANT:
AKF
ONE LIBERTY PLAZA, 165 BROADWAY, 22nd FLOOR
NEW YORK, NY 10006
T: 212.354.5656 F: 212.354.5668
Arlington | Boston | Miami City | Minneapolis | New York
Philadelphia | Houston | Toronto | Montreal | Santiago

PROJECT:

217 WEST 57TH STREET
NEW YORK, NY

DRAWING TITLE:

MECHANICAL
21st FLOOR PLAN - PIPING (TYPICAL 21st-25th FLOORS)

SEAL & SIGNATURE:

DATE:	04/04/14
PROJECT No:	Y130747-000
DRAWN: MY	REV:
CHK: PHS	2
SCALE: As indicated	
DWG No:	
M-228.01	
DOB PAGE No: 59 of 116	

DOB EMPLOYEE STAMP:

DOB B-SCAN:

36" x 48" Arch E - SHEET SIZE
FILE NAME: C:\Revit Local Files\Y130747-000-AKF-865_MEP15-CENTRAL_jlangner.rvt
PLOT DATE: 9/18/2015 9:54:17 AM

DEPT OF BLDGS 121263635 Job Number

E3B205C9B96 Scan Code

36" x 48" Arch E SHEET SIZE

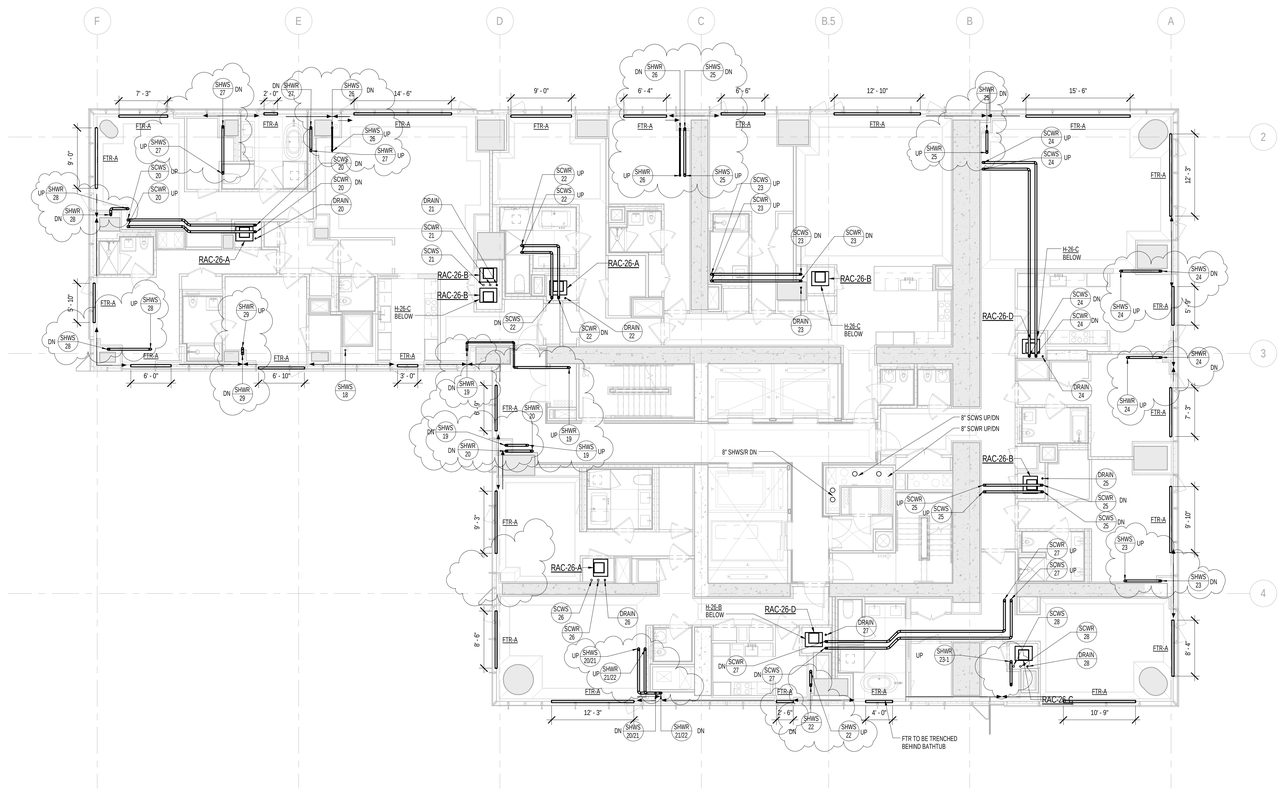

1 26th FLOOR PLAN
SCALE: 1/8" = 1'-0"

PIPING NOTES:

1. FTR CONTROL VALVES SHALL BE LOCATED AT RISER TAKE-OFFS. SERVICE ACCESS TO VALVES SHALL BE COORDINATED WITH ARCHITECT. REFER TO HOT WATER RISER DIAGRAM FOR ADDITIONAL INFORMATION.
2. ALL PIPING SHALL BE INSULATED PER MECHANICAL SPECIFICATIONS.

KEY PLAN:

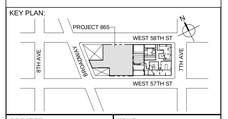

PROJECT NORTH

TRUE NORTH

DEVELOPER:
EXTELL DEVELOPMENT COMPANY
805 THIRD AVENUE, 7TH FLOOR
New York, NY 10022 USA
TEL: 212 712 6000 FAX: 212 712 6100

DESIGN ARCHITECT: Base Building Shell & Core
ADRIAN SMITH + GORDON GILL ARCHITECTURE
111 WEST MONROE STREET SUITE 2300
CHICAGO IL 60603
TEL: 312 920 1888 FAX: 312 920 1775

INTERIOR DESIGNER: Residential
Rottet Architecture and Design Studio, PLLC
298 Fifth Ave, 7th Floor
New York, NY 10001
TEL: 646 998 7000 FAX:

ARCHITECT OF RECORD:Base Building Shell, Core, & Residential
AAI ARCHITECTS, P.C.
401 Wellington St. W., 3rd Floor
Toronto, ON M5V 1E7 Canada
TEL: 416 967 1500 FAX: 416 967 7150

STRUCTURAL ENGINEERS:
WSP CANTOR SEINUK
228 EAST 45th Street
New York, NY 10017 USA
TEL: 212 687 9888 FAX: 646 487 5501

MEP ENGINEERS:
AKF GROUP
One Liberty Plaza, 165 Broadway, 22nd Floor
New York, NY 10006 USA
TEL: 212 354 5656 FAX: 212 354 5668

GEOTECHNICAL ENGINEERS:
Langan Engineering & Environmental Services
21 Penn Plaza - 360 West 31st Street, 8th Floor
New York, NY 10001-2727
TEL: 212 479 5400 FAX: 212 479 5444

CODE CONSULTANTS:
Construction Consulting Associates
100 Church Street
New York, NY 10007
TEL: 212 385 1818 FAX: 212 385 1911

CURTAINWALL CONSULTANT:
AJLP Consulting
40 Worth Street. Suite 826
New York, NY 10013
TEL: 212 757 5659 FAX: 646 219 8508

LANDMARK/PRESERVATION CONSULTANT:
Jan Hird Pokorny Associates, Inc.
39 West 37th Street, 12A
New York, NY 10018
TEL: 212 759 6462 FAX: 212 759 6540

No.	DESCRIPTION	DATE
1	ISSUED FOR SCHEMATIC DESIGN	04 APR 2014
2	ISSUED FOR DESIGN DEVELOPMENT	01 JUL 2014
3	ISSUED FOR DESIGN DEVELOPMENT	31 JUL 2014
4	CD PROGRESS ISSUE 1	15 OCT 2014
5	ISSUED FOR BID - RESIDENTIAL FIT-OUT PIPING	17 NOV 2014
6	DOB SUBMISSION	19 DEC 2014
7	CD PROGRESS ISSUE 3	09 MAR 2015
8	CD PROGRESS ISSUE 4	01 JUN 2015
9	CD PROGRESS ISSUE 5	10 AUG 2015
10	DOB AMENDMENT 2	18 SEP 2015

0 4'-0" 8'-0" 16'-0"

Discrepancies must be reported immediately to the Architect before proceeding. Only figured dimensions are to be used. Contractors must check all dimensions on site. This drawing is protected by copyright.

ALL DIMENSIONS ARE SHOWN IN IMPERIAL.

CONSULTANT:
AKF
ONE LIBERTY PLAZA, 165 BROADWAY, 22nd FLOOR
NEW YORK, NY 10006
T: 212.354.5656 F: 212.354.5668
Arlington / Denver / Mexico City / Minneapolis / New York
Philadelphia / Houston / Fairfax / Rochester / Jeddah

PROJECT:

217 WEST 57TH STREET
NEW YORK, NY

DRAWING TITLE:

MECHANICAL
26th FLOOR PLAN - PIPING

SEAL & SIGNATURE:

STATE OF NEW YORK · DEPARTMENT OF BUILDINGS · LICENSED PROFESSIONAL ENGINEER · No. 075132

DATE:	04/04/14
PROJECT No:	Y130747-000
DRAWN: MY	REV:
CHK: PHS	10
SCALE: As indicated	
DWG No:	
M-232.01	
DOB PAGE No:	60 of 116

DOB EMPLOYEE STAMP:

DOB B-SCAN:

FILE NAME: C:\Revit Local Files\Y130747-000-AKF-865_MEP15-CENTRAL_jlangner.rvt
PLOT DATE: 9/18/2015 9:41:58 AM

DEPT OF BLDGS 121263426 Job Number
E380205890 Scan Code

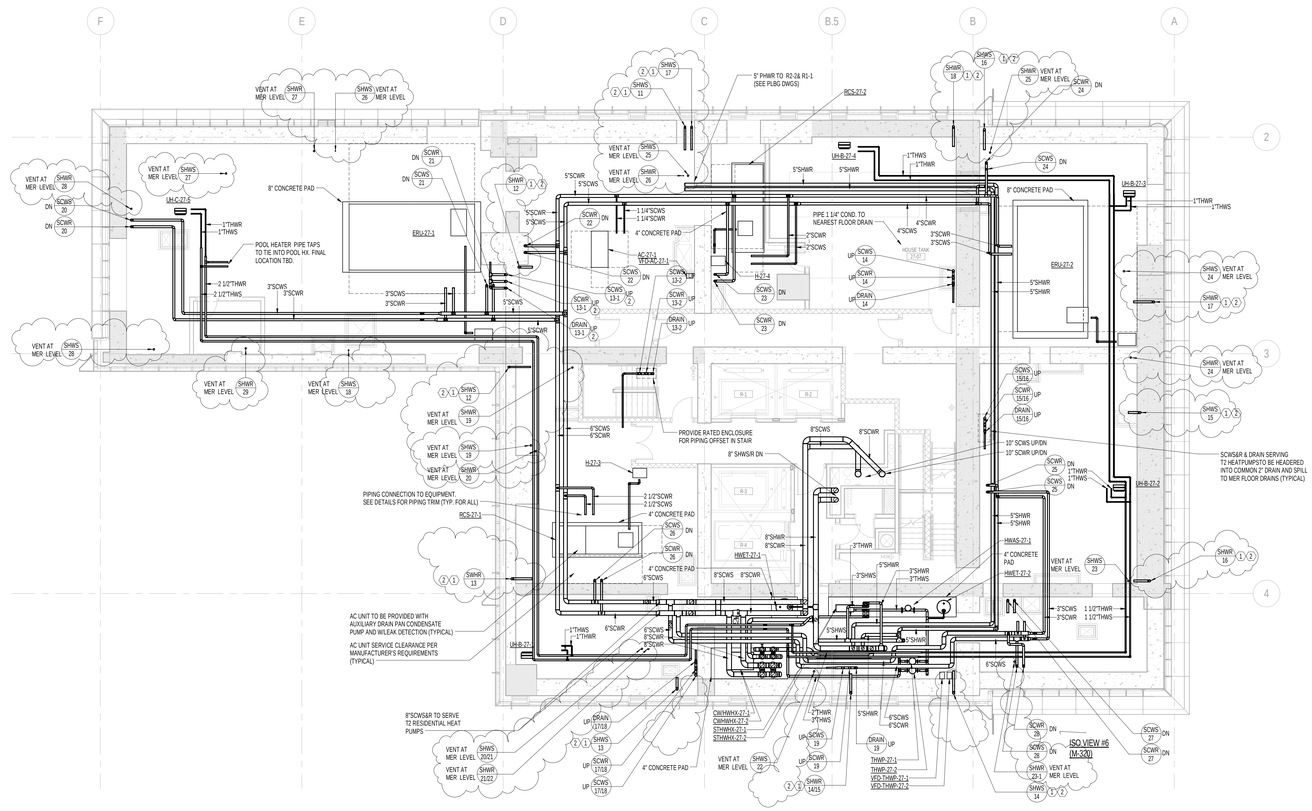

1 27th FLOOR PLAN
SCALE: 1/8" = 1'-0"

KEY NOTES:

1. DRAIN FROM FTR HOT WATER RISER TO BE TIED INTO COMMON HEADER AND RUN TO NEAREST FLOOR DRAIN. SEE RISER DIAGRAM FOR ADDITIONAL INFORMATION.
2. STRUCTURAL ENGINEER TO PROVIDE NOTCH AT TOP OF SHEAR WALL FOR PIPE RISER.

PIPING NOTES:

1. RUN CONDENSATE LINE FROM AC UNITS TO NEAREST FLOOR DRAIN. COORDINATE WITH PLUMBING PLANS.
2. ALL PIPING SHALL BE INSULATED PER MECHANICAL SPECIFICATIONS.

KEY PLAN:

PROJECT NORTH

TRUE NORTH

DEVELOPER:
EXTELL DEVELOPMENT COMPANY
805 THIRD AVENUE, 7TH FLOOR
New York, NY 10022 USA
TEL: 212 712 6000 FAX: 212 712 6100

DESIGN ARCHITECT: Base Building Shell & Core
ADRIAN SMITH + GORDON GILL ARCHITECTURE
111 WEST MONROE STREET SUITE 2300
CHICAGO IL 60603
TEL: 312 920 1888 FAX: 312 920 1775

INTERIOR DESIGNER: Residential
Rottet Architecture and Design Studio, PLLC
298 Fifth Ave, 7th Floor
New York, NY 10001
TEL: 646 998 7000 FAX:

ARCHITECT OF RECORD:Base Building Shell, Core, & Residential
AAI ARCHITECTS, P.C.
401 Wellington St. W., 3rd Floor
Toronto, ON M5V 1E7 Canada
TEL: 416 967 1500 FAX: 416 967 7150

STRUCTURAL ENGINEERS:
WSP CANTOR SEINUK
228 EAST 45th Street
New York, NY 10017 USA
TEL: 212 687 9888 FAX: 646 487 5501

MEP ENGINEERS:
AKF GROUP
One Liberty Plaza, 165 Broadway, 22nd Floor
New York, NY 10006 USA
TEL: 212 354 5656 FAX: 212 354 5668

GEOTECHNICAL ENGINEERS:
Langan Engineering & Environmental Services
21 Penn Plaza - 360 West 31st Street, 8th Floor
New York, NY 10001-2727
TEL: 212 479 5400 FAX: 212 479 5444

CODE CONSULTANTS:
Construction Consulting Associates
100 Church Street
New York, NY 10007
TEL: 212 385 1818 FAX: 212 385 1911

CURTAINWALL CONSULTANT:
AJLP Consulting
40 Worth Street. Suite 826
New York, NY 10013
TEL: 212 757 5659 FAX: 646 219 8508

LANDMARK/PRESERVATION CONSULTANT:
Jan Hird Pokorny Associates, Inc.
39 West 37th Street, 12A
New York, NY 10018
TEL: 212 759 6462 FAX: 212 759 6540

No.	DESCRIPTION	DATE
1	ISSUED FOR SCHEMATIC DESIGN	04 APR 2014
2	ISSUED FOR DESIGN DEVELOPMENT	01 JUL 2014
3	ISSUED FOR DESIGN DEVELOPMENT	31 JUL 2014
4	CD PROGRESS ISSUE 1	15 OCT 2014
5	ISSUED FOR BID - MECHANICAL	15 OCT 2014
6	DOB SUBMISSION	19 DEC 2014
7	CD PROGRESS ISSUE 3	09 MAR 2015
8	CD PROGRESS ISSUE 4	01 JUN 2015
9	CD PROGRESS ISSUE 5	10 AUG 2015
10	DOB AMENDMENT 2	18 SEP 2015

0 4'-0" 8'-0" 16'-0"

Discrepancies must be reported immediately to the Architect before proceeding. Only figured dimensions are to be used. Contractors must check all dimensions on site. This drawing is protected by copyright.

ALL DIMENSIONS ARE SHOWN IN IMPERIAL.

CONSULTANT:
AKF
ONE LIBERTY PLAZA, 165 BROADWAY, 22nd FLOOR
NEW YORK, NY 10006
T: 212.354.5656 F: 212.354.5668
Arlington • Austin • Miami City • Philadelphia • Washington
Plumbing • Fire Protection • Fire Alarm • Electrical • Telecom

PROJECT:
217 WEST 57TH STREET
NEW YORK, NY

DRAWING TITLE:
MECHANICAL
27th FLOOR PLAN - PIPING

SEAL & SIGNATURE:

DATE:	04/04/14
PROJECT No:	Y130747-000
DRAWN: MY	REV: 10
CHK: PHS	
SCALE: As indicated	
DWG No:	M-233.01
DOB PAGE No:	61 of 116

DOB EMPLOYEE STAMP:

DOB B-SCAN:

36" x 48" Arch E - SHEET SIZE
FILE NAME: C:\Revit Local Files\Y130747-000-AAF-865_MEP15-CENTRAL_jangrant.rvt
PLOT DATE: 4/10/2015 9:41:48 AM

DEPT OF BLDGS 121282505 Job Number
E300687771SY Scan Code

PIPING NOTES:

1. FTR CONTROL VALVES SHALL BE LOCATED AT RISER TAKE-OFFS. SERVICE ACCESS TO VALVES SHALL BE COORDINATED WITH ARCHITECT. REFER TO HOT WATER RISER DIAGRAM FOR ADDITIONAL INFORMATION.
2. ALL PIPING SHALL BE INSULATED PER MECHANICAL SPECIFICATIONS.

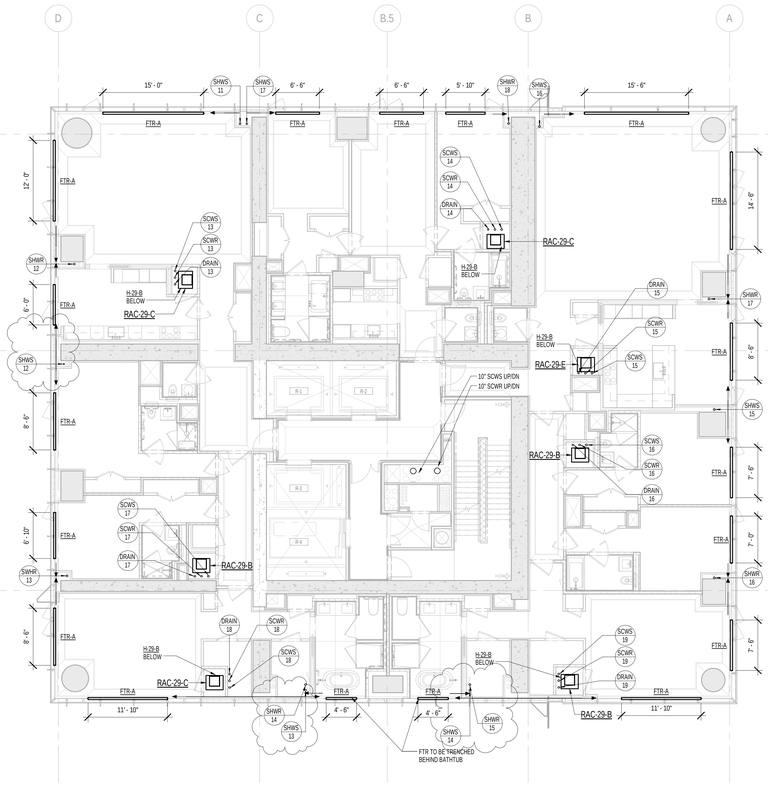

2 29th FLOOR PLAN
SCALE: 1/8" = 1'-0"

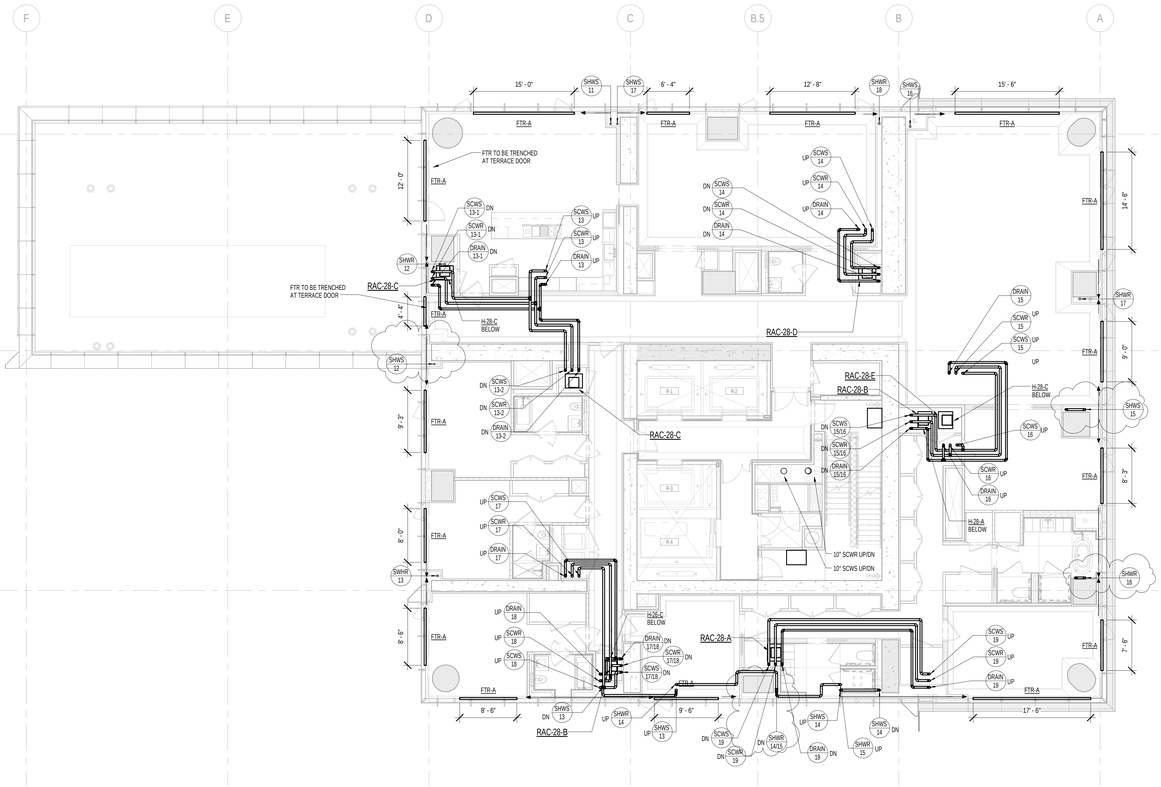

1 28th FLOOR PLAN
SCALE: 1/8" = 1'-0"

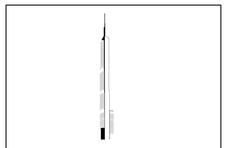

KEY PLAN:

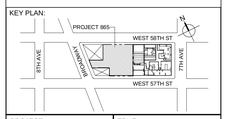

PROJECT NORTH

TRUE NORTH

DEVELOPER:
EXTELL DEVELOPMENT COMPANY
805 THIRD AVENUE, 7TH FLOOR
New York, NY 10022 USA
TEL: 212 712 6000 FAX: 212 712 6100

DESIGN ARCHITECT: Base Building Shell & Core
ADRIAN SMITH + GORDON GILL ARCHITECTURE
111 WEST MONROE STREET SUITE 2300
CHICAGO IL 60603
TEL: 312 920 1888 FAX: 312 920 1775

INTERIOR DESIGNER: Residential
Rottet Architecture and Design Studio, PLLC
298 Fifth Ave, 7th Floor
New York, NY 10001
TEL: 646 998 7000 FAX:

ARCHITECT OF RECORD:Base Building Shell, Core, & Residential
AAI ARCHITECTS, P.C.
401 Wellington St. W., 3rd Floor
Toronto, ON M5V 1E7 Canada
TEL: 416 967 1500 FAX: 416 967 7150

STRUCTURAL ENGINEERS:
WSP CANTOR SEINUK
228 EAST 45th Street
New York, NY 10017 USA
TEL: 212 687 9888 FAX: 646 487 5501

MEP ENGINEERS:
AKF GROUP
One Liberty Plaza, 165 Broadway, 22nd Floor
New York, NY 10006 USA
TEL: 212 354 5656 FAX: 212 354 5668

GEOTECHNICAL ENGINEERS:
Langan Engineering & Environmental Services
21 Penn Plaza - 360 West 31st Street, 8th Floor
New York, NY 10001-2727
TEL: 212 479 5400 FAX: 212 479 5444

CODE CONSULTANTS:
Construction Consulting Associates
100 Church Street
New York, NY 10007
TEL: 212 385 1818 FAX: 212 385 1911

CURTAINWALL CONSULTANT:
AJLP Consulting
40 Worth Street. Suite 826
New York, NY 10013
TEL: 212 757 5659 FAX: 646 219 8508

LANDMARK/PRESERVATION CONSULTANT:
Jan Hird Pokorny Associates, Inc.
39 West 37th Street, 12A
New York, NY 10018
TEL: 212 759 6462 FAX: 212 759 6540

No.	DESCRIPTION	DATE
1	ISSUED FOR SCHEMATIC DESIGN	04 APR 2014
2	ISSUED FOR DESIGN DEVLEOPMENT	01 JUL 2014
3	ISSUED FOR DESIGN DEVLEOPMENT	31 JUL 2014
4	CD PROGRESS ISSUE 1	15 OCT 2014
5	ISSUED FOR BID - RESIDENTIAL FIT-OUT PIPING	17 NOV 2014
6	DOB SUBMISSION	19 DEC 2014
7	CD PROGRESS ISSUE 3	09 MAR 2015
8	CD PROGRESS ISSUE 4	01 JUN 2015
9	CD PROGRESS ISSUE 5	10 AUG 2015
10	DOB AMENDMENT 2	18 SEP 2015

0 4' - 0" 8' - 0" 16' - 0"

Discrepancies must be reported immediately to the Architect before proceeding. Only figured dimensions are to be used. Contractors must check all dimensions on site. This drawing is protected by copyright.

ALL DIMENSIONS ARE SHOWN IN IMPERIAL.

CONSULTANT:
AKF
ONE LIBERTY PLAZA, 165 BROADWAY, 22nd FLOOR
NEW YORK, NY 10006
T: 212.354.5656 F: 212.354.5668
Arlington | Boston | Mexico City | Minneapolis | New York
Philadelphia | Princeton | Dublin | Hyderabad | Mumbai

PROJECT:
217 WEST 57TH STREET
NEW YORK, NY

DRAWING TITLE:
MECHANICAL
28th and 29th FLOOR PLANS - PIPING

SEAL & SIGNATURE:

DATE:	04/04/14
PROJECT No:	Y130747-000
DRAWN: MY	REV:
CHK: PHS	10
SCALE: As indicated	
DWG No:	M-234.01
DOB PAGE No:	62 of 116

DOB EMPLOYEE STAMP:

DOB B-SCAN:

36" x 48" Arch E - SHEET SIZE
FILE NAME: C:\Revit Local Files\Y130747-000-AKF-865_MEP15-CENTRAL_jlangner.rvt
PLOT DATE: 9/18/2015 6:42:05 AM

DEPT OF BLDGS 121263635 Job Number
E20140090615 Scan Code

PIPING NOTES:

1. FTR CONTROL VALVES SHALL BE LOCATED AT RISER TAKE-OFFS. SERVICE ACCESS TO VALVES SHALL BE COORDINATED WITH ARCHITECT. REFER TO HOT WATER RISER DIAGRAM FOR ADDITIONAL INFORMATION.
2. ALL PIPING SHALL BE INSULATED PER MECHANICAL SPECIFICATIONS.

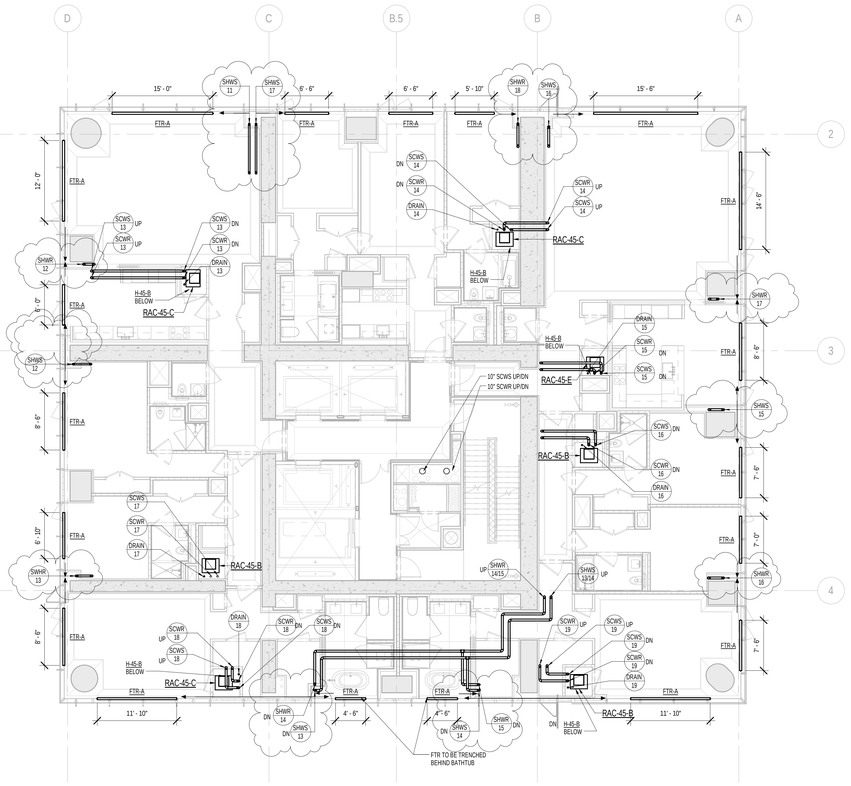

2 45th FLOOR PLAN

SCALE: 1/8" = 1'-0"

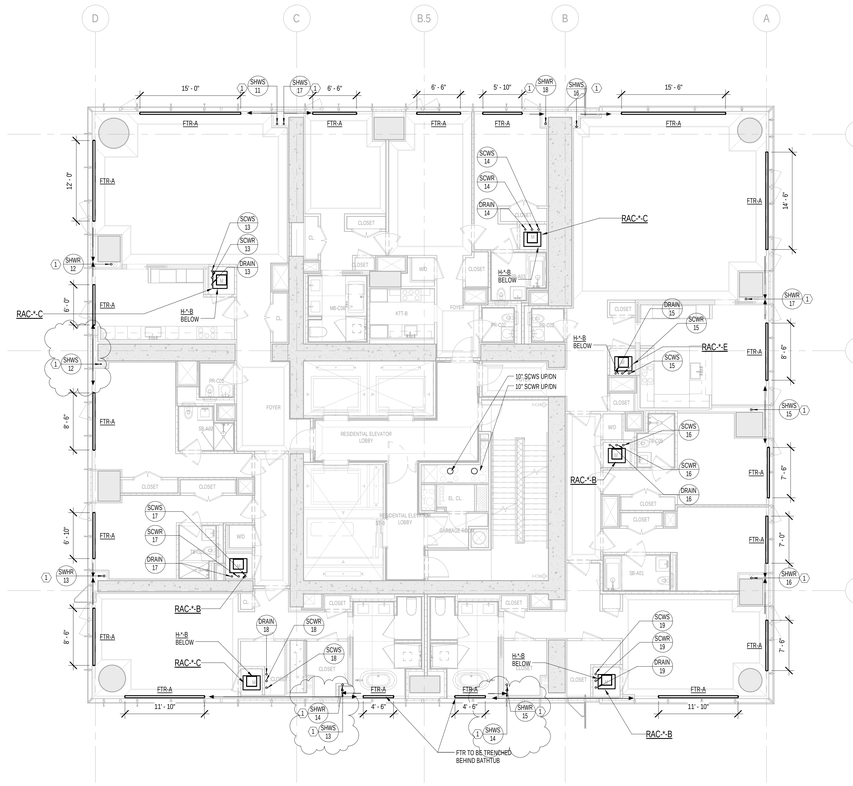

1 TYPICAL 30th-44th FLOOR PLANS

SCALE: 1/8" = 1'-0"

KEY NOTES:

1. ARCHITECT TO PROVIDE ACCESS PANEL FOR EXPANSION COMPENSATOR AT HW RISER (36TH FLOOR ONLY).

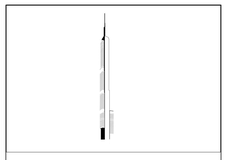

KEY PLAN:

PROJECT NORTH

TRUE NORTH

DEVELOPER:
EXTELL DEVELOPMENT COMPANY
805 THIRD AVENUE, 7TH FLOOR
New York, NY 10022 USA
TEL: 212 712 6000 FAX: 212 712 6100

DESIGN ARCHITECT: Base Building Shell & Core
ADRIAN SMITH + GORDON GILL ARCHITECTURE
111 WEST MONROE STREET SUITE 2300
CHICAGO IL 60603
TEL: 312 920 1888 FAX: 312 920 1775

INTERIOR DESIGNER: Residential
Rottet Architecture and Design Studio, PLLC
298 Fifth Ave, 7th Floor
New York, NY 10001
TEL: 646 998 7000 FAX:

ARCHITECT OF RECORD:Base Building Shell, Core, & Residential
AAI ARCHITECTS, P.C.
401 Wellington St. W., 3rd Floor
Toronto, ON M5V 1E7 Canada
TEL: 416 967 1500 FAX: 416 967 7150

STRUCTURAL ENGINEERS:
WSP CANTOR SEINUK
228 EAST 45th Street
New York, NY 10017 USA
TEL: 212 687 9888 FAX: 646 487 5501

MEP ENGINEERS:
AKF GROUP
One Liberty Plaza, 165 Broadway, 22nd Floor
New York, NY 10006 USA
TEL: 212 354 5656 FAX: 212 354 5668

GEOTECHNICAL ENGINEERS:
Langan Engineering & Environmental Services
21 Penn Plaza - 360 West 31st Street, 8th Floor
New York, NY 10001-2727
TEL: 212 479 5400 FAX: 212 479 5444

CODE CONSULTANTS:
Construction Consulting Associates
100 Church Street
New York, NY 10007
TEL: 212 385 1818 FAX: 212 385 1911

CURTAINWALL CONSULTANT:
AJLP Consulting
40 Worth Street. Suite 826
New York, NY 10013
TEL: 212 757 5659 FAX: 646 219 8508

LANDMARK/PRESERVATION CONSULTANT:
Jan Hird Pokorny Associates, Inc.
39 West 37th Street, 12A
New York, NY 10018
TEL: 212 759 6462 FAX: 212 759 6540

No.	DESCRIPTION	DATE
1	ISSUED FOR SCHEMATIC DESIGN	04 APR 2014
2	ISSUED FOR DESIGN DEVELOPMENT	01 JUL 2014
3	ISSUED FOR DESIGN DEVELOPMENT	31 JUL 2014
4	CD PROGRESS ISSUE 1	15 OCT 2014
5	ISSUED FOR BID - RESIDENTIAL FIT-OUT PIPING	17 NOV 2014
6	DOB SUBMISSION	19 DEC 2014
7	CD PROGRESS ISSUE 3	09 MAR 2015
8	CD PROGRESS ISSUE 4	01 JUN 2015
9	CD PROGRESS ISSUE 5	10 AUG 2015
10	DOB AMENDMENT 2	18 SEP 2015

0 4' - 0" 8' - 0" 16' - 0"

Discrepancies must be reported immediately to the Architect before proceeding. Only figured dimensions are to be used. Contractors must check all dimensions on site. This drawing is protected by copyright.

ALL DIMENSIONS ARE SHOWN IN IMPERIAL.

CONSULTANT:
AKF
ONE LIBERTY PLAZA, 165 BROADWAY, 22nd FLOOR
NEW YORK, NY 10006
T: 212.354.5656 F: 212.354.5668
Philadelphia / Houston / Dallas / Cleveland / Stamford

PROJECT:

217 WEST 57TH STREET
NEW YORK, NY

DRAWING TITLE:

MECHANICAL
44th and 45th FLOOR PLANS - PIPING
(TYPICAL 30th-44th FLOORS)

SEAL & SIGNATURE:

STATE OF NEW YORK · PAUL H. SCHWEIZER · 025125 · LICENSED PROFESSIONAL ENGINEER

DATE:	04/04/14
PROJECT No:	Y130747-000
DRAWN: MY	REV:
CHK: PHS	10
SCALE: As indicated	
DWG No:	M-242.01
DOB PAGE No:	63 of 116

DOB EMPLOYEE STAMP:

DOB B-SCAN:

36" x 48" Arch E - SHEET SIZE
FILE NAME: C:\Revit Local Files\Y130747-000-AKF-865_MEP15-CENTRAL_jlangner.rvt
PLOT DATE: 9/18/2015 4:23 AM

DEPT OF BLDGS 421263426 Job Number

ES2331741653 Scan Code

36" x 48" Arch E - SHEET SIZE

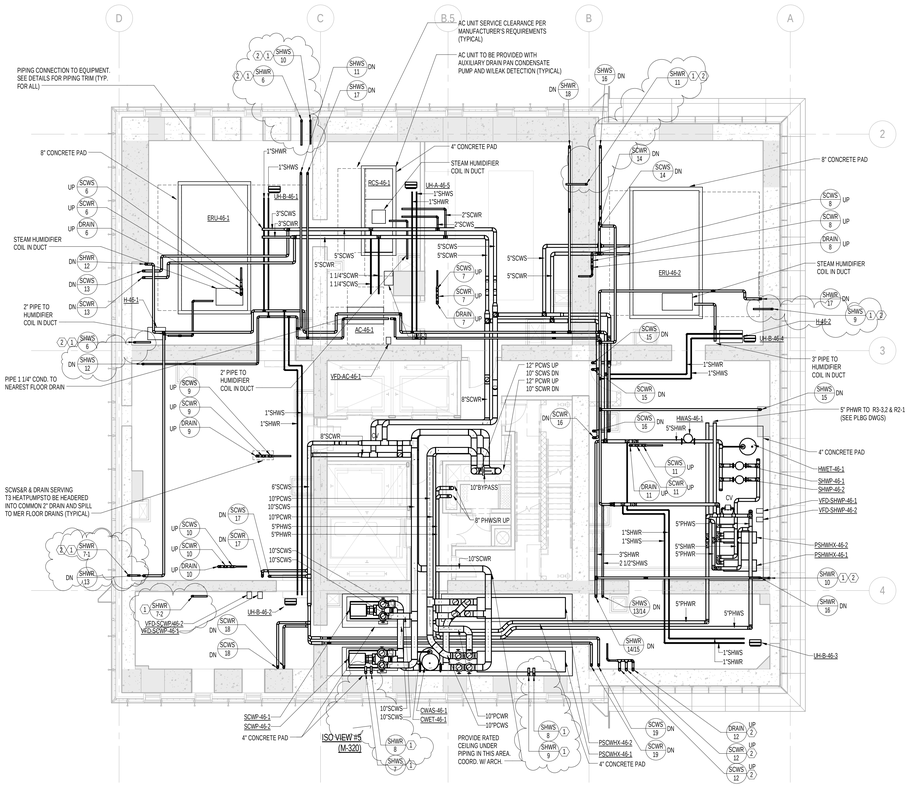

1 46th FLOOR PLAN
SCALE: 1/8" = 1'-0"

KEY NOTES:

1. DRAIN FROM FTR HOT WATER RISER TO BE TIED INTO COMMON HEADER AND RUN TO NEAREST FLOOR DRAIN. SEE RISER DIAGRAM FOR ADDITIONAL INFORMATION.
2. STRUCTURAL ENGINEER TO PROVIDE NOTCH AT TOP OF SHEAR WALL FOR PIPE RISER.

PIPING NOTES:

1. RUN CONDENSATE LINE FROM AC UNITS TO NEAREST FLOOR DRAIN. COORDINATE WITH PLUMBING PLANS.
2. ALL PIPING SHALL BE INSULATED PER MECHANICAL SPECIFICATIONS.

KEY PLAN:

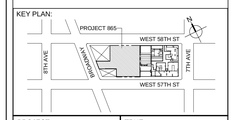

PROJECT NORTH

TRUE NORTH

DEVELOPER:
EXTELL DEVELOPMENT COMPANY
805 THIRD AVENUE, 7TH FLOOR
New York, NY 10022 USA
TEL: 212 712 6000 FAX: 212 712 6100

DESIGN ARCHITECT: Base Building Shell & Core
ADRIAN SMITH + GORDON GILL ARCHITECTURE
111 WEST MONROE STREET SUITE 2300
CHICAGO IL 60603
TEL: 312 920 1888 FAX: 312 920 1775

INTERIOR DESIGNER: Residential
Rottet Architecture and Design Studio, PLLC
298 Fifth Ave, 7th Floor
New York, NY 10001
TEL: 646 998 7000 FAX:

ARCHITECT OF RECORD:Base Building Shell, Core, & Residential
AAI ARCHITECTS, P.C.
401 Wellington St. W., 3rd Floor
Toronto, ON M5V 1E7 Canada
TEL: 416 967 1500 FAX: 416 967 7150

STRUCTURAL ENGINEERS:
WSP CANTOR SEINUK
228 EAST 45th Street
New York, NY 10017 USA
TEL: 212 687 9888 FAX: 646 487 5501

MEP ENGINEERS:
AKF GROUP
One Liberty Plaza, 165 Broadway, 22nd Floor
New York, NY 10006 USA
TEL: 212 354 5656 FAX: 212 354 5668

GEOTECHNICAL ENGINEERS:
Langan Engineering & Environmental Services
21 Penn Plaza - 360 West 31st Street, 8th Floor
New York, NY 10001-2727
TEL: 212 479 5400 FAX: 212 479 5444

CODE CONSULTANTS:
Construction Consulting Associates
100 Church Street
New York, NY 10007
TEL: 212 385 1818 FAX: 212 385 1911

CURTAINWALL CONSULTANT:
AJLP Consulting
40 Worth Street, Suite 826
New York, NY 10013
TEL: 212 757 5659 FAX: 646 219 8508

LANDMARK/PRESERVATION CONSULTANT:
Jan Hird Pokorny Associates, Inc.
39 West 37th Street, 12A
New York, NY 10018
TEL: 212 759 6462 FAX: 212 759 6540

No.	DESCRIPTION	DATE
1	ISSUED FOR SCHEMATIC DESIGN	04 APR 2014
2	ISSUED FOR DESIGN DEVELOPMENT	01 JUL 2014
3	ISSUED FOR DESIGN DEVELOPMENT	31 JUL 2014
4	CD PROGRESS ISSUE 1	15 OCT 2014
5	ISSUED FOR BID - MECHANICAL	15 OCT 2014
6	ISSUED FOR BID - RESIDENTIAL FIT-OUT PIPING	17 NOV 2014
7	DOB SUBMISSION	19 DEC 2014
8	CD PROGRESS ISSUE 3	09 MAR 2015
9	CD PROGRESS ISSUE 4	01 JUN 2015
10	DOB AMENDMENT 2	18 SEP 2015

0 4'-0" 8'-0" 16'-0"

Discrepancies must be reported immediately to the Architect before proceeding. Only figured dimensions are to be used. Contractors must check all dimensions on site. This drawing is protected by copyright.

ALL DIMENSIONS ARE SHOWN IN IMPERIAL.

CONSULTANT:
AKF
ONE LIBERTY PLAZA, 165 BROADWAY, 22nd FLOOR
NEW YORK, NY 10006
T: 212.354.5656 F: 212.354.5668
Arlington / Boston / Kansas City / Minneapolis / New York
Philadelphia / Princeton / Fairfax / Rochester / Stamford

PROJECT:
217 WEST 57TH STREET
NEW YORK, NY

DRAWING TITLE:
MECHANICAL
46th FLOOR PLAN - PIPING

SEAL & SIGNATURE:



DATE:	04/04/14
PROJECT No:	Y130747-000
DRAWN: MY	REV:
CHK: PHS	10
SCALE: As indicated	
DWG No:	
M-243.01	
DOB PAGE No: 64 of 116	

DOB EMPLOYEE STAMP:

DOB B-SCAN:

FILE NAME: C:\Revit Local Files\Y130747-000-AKF-865_MEP15-CENTRAL_jlangner.rvt
PLOT DATE: 9/18/2015 5:42:37 AM

DEPT OF BLDGS 121282635 Job Number
E365467437 Scan Code

PIPING NOTES:

1. FTR CONTROL VALVES SHALL BE LOCATED AT RISER TAKE-OFFS. SERVICE ACCESS TO VALVES SHALL BE COORDINATED WITH ARCHITECT. REFER TO HOT WATER RISER DIAGRAM FOR ADDITIONAL INFORMATION.
2. ALL PIPING SHALL BE INSULATED PER MECHANICAL SPECIFICATIONS.

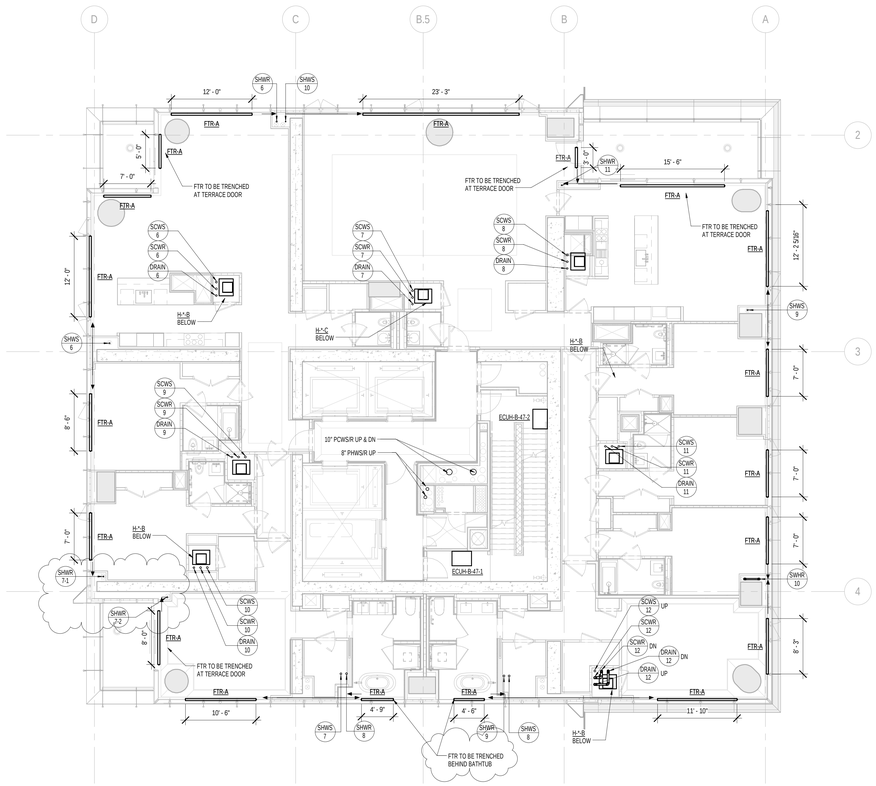

1 47th FLOOR PLAN
SCALE: 1/8" = 1'-0"

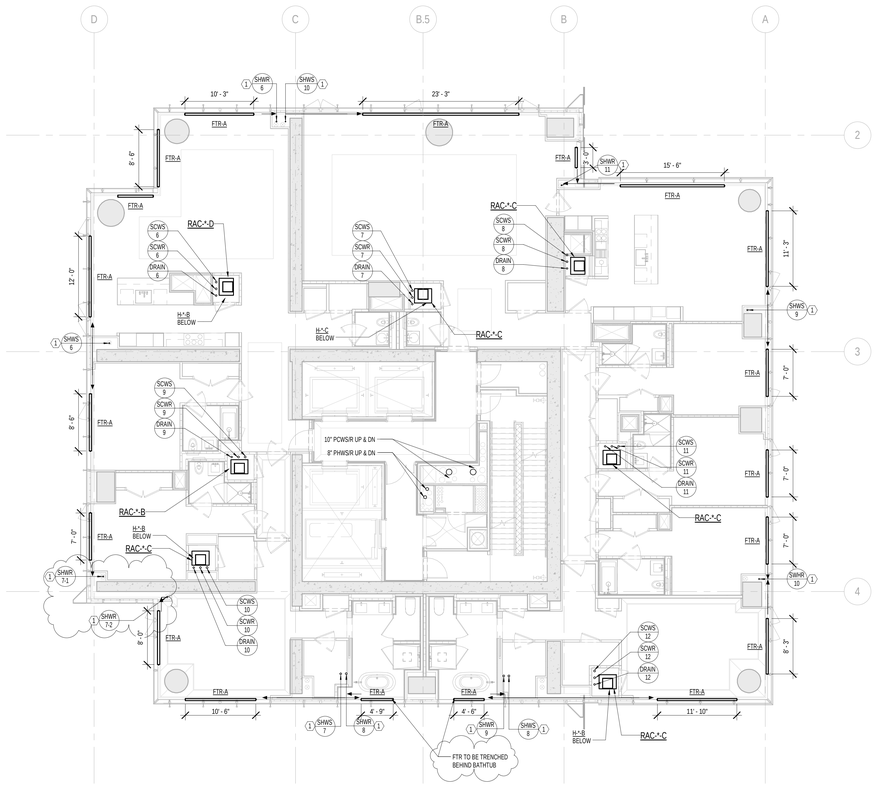

2 TYPICAL 48th-65th FLOOR PLANS
SCALE: 1/8" = 1'-0"

KEY NOTES:

1. ARCHITECT TO PROVIDE ACCESS PANEL FOR EXPANSION COMPENSATOR AT HW RISER (58TH FLOOR ONLY).

KEY PLAN:

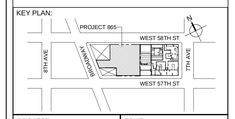

PROJECT NORTH

TRUE NORTH

DEVELOPER:
EXTELL DEVELOPMENT COMPANY
805 THIRD AVENUE, 7TH FLOOR
New York, NY 10022 USA
TEL: 212 712 6000 FAX: 212 712 6100

DESIGN ARCHITECT: Base Building Shell & Core
ADRIAN SMITH + GORDON GILL ARCHITECTURE
111 WEST MONROE STREET SUITE 2300
CHICAGO IL 60603
TEL: 312 920 1888 FAX: 312 920 1775

INTERIOR DESIGNER: Residential
Rottet Architecture and Design Studio, PLLC
298 Fifth Ave, 7th Floor
New York, NY 10001
TEL: 646 998 7000 FAX:

ARCHITECT OF RECORD:Base Building Shell, Core, & Residential
AAI ARCHITECTS, P.C.
401 Wellington St. W., 3rd Floor
Toronto, ON M5V 1E7 Canada
TEL: 416 967 1500 FAX: 416 967 7150

STRUCTURAL ENGINEERS:
WSP CANTOR SEINUK
228 EAST 45th Street
New York, NY 10017 USA
TEL: 212 687 9888 FAX: 646 487 5501

MEP ENGINEERS:
AKF GROUP
One Liberty Plaza, 165 Broadway, 22nd Floor
New York, NY 10006 USA
TEL: 212 354 5656 FAX: 212 354 5668

GEOTECHNICAL ENGINEERS:
Langan Engineering & Environmental Services
21 Penn Plaza - 360 West 31st Street, 8th Floor
New York, NY 10001-2727
TEL: 212 479 5400 FAX: 212 479 5444

CODE CONSULTANTS:
Construction Consulting Associates
100 Church Street
New York, NY 10007
TEL: 212 385 1818 FAX: 212 385 1911

CURTAINWALL CONSULTANT:
AJLP Consulting
40 Worth Street. Suite 826
New York, NY 10013
TEL: 212 757 5659 FAX: 646 219 8508

LANDMARK/PRESERVATION CONSULTANT:
Jan Hird Pokorny Associates, Inc.
39 West 37th Street, 12A
New York, NY 10018
TEL: 212 759 6462 FAX: 212 759 6540

No.	DESCRIPTION	DATE
1	ISSUED FOR SCHEMATIC DESIGN	04 APR 2014
2	ISSUED FOR DESIGN DEVELOPMENT	01 JUL 2014
3	ISSUED FOR DESIGN DEVELOPMENT	31 JUL 2014
4	CD PROGRESS ISSUE 1	15 OCT 2014
5	ISSUED FOR BID - RESIDENTIAL FIT-OUT PIPING	17 NOV 2014
6	DOB SUBMISSION	19 DEC 2014
7	CD PROGRESS ISSUE 3	09 MAR 2015
8	CD PROGRESS ISSUE 4	01 JUN 2015
9	CD PROGRESS ISSUE 5	10 AUG 2015
10	DOB AMENDMENT 2	18 SEP 2015

0 4' - 0" 8' - 0" 16' - 0"

Discrepancies must be reported immediately to the Architect before proceeding. Only figured dimensions are to be used. Contractors must check all dimensions on site. This drawing is protected by copyright.

ALL DIMENSIONS ARE SHOWN IN IMPERIAL.

CONSULTANT:
AKF
ONE LIBERTY PLAZA, 165 BROADWAY, 22nd FLOOR
NEW YORK, NY 10006
T: 212.354.5656 F: 212.354.5668
Atlanta • Dallas • Miami Gulf • Philadelphia • New York
Pittsburgh • Portland • Tucson • Northern • Southern

PROJECT:
217 WEST 57TH STREET
NEW YORK, NY

DRAWING TITLE:
MECHANICAL
47th and 48th FLOOR PLANS - PIPING
(TYPICAL 48th-65th FLOORS)

SEAL & SIGNATURE:
STATE OF NEW YORK · CHRISTOPHER D. MOORE · No. 075136 · LICENSED PROFESSIONAL ENGINEER

DATE:	04/04/14
PROJECT No:	Y130747-000
DRAWN: MY	REV: 10
CHK: PHS	
SCALE: As indicated	
DWG No:	M-244.01
DOB PAGE No:	65 of 116

DOB EMPLOYEE STAMP:

DOB B-SCAN:

36" x 48" Arch E - SHEET SIZE
FILE NAME: C:\Revit Local Files\Y130747-000-AAF-865_MEP15-CENTRAL_jangner.rvt
PLOT DATE: 4/10/2015 12:29 AM

DEPT OF BLDGS 421263825 Job Number
E350070045E0 Scan Code

PIPING NOTES:

1. RUN CONDENSATE LINE FROM AC UNITS TO NEAREST FLOOR DRAIN. COORDINATE WITH PLUMBING PLANS.
2. ALL PIPING SHALL BE INSULATED PER MECHANICAL SPECIFICATIONS.

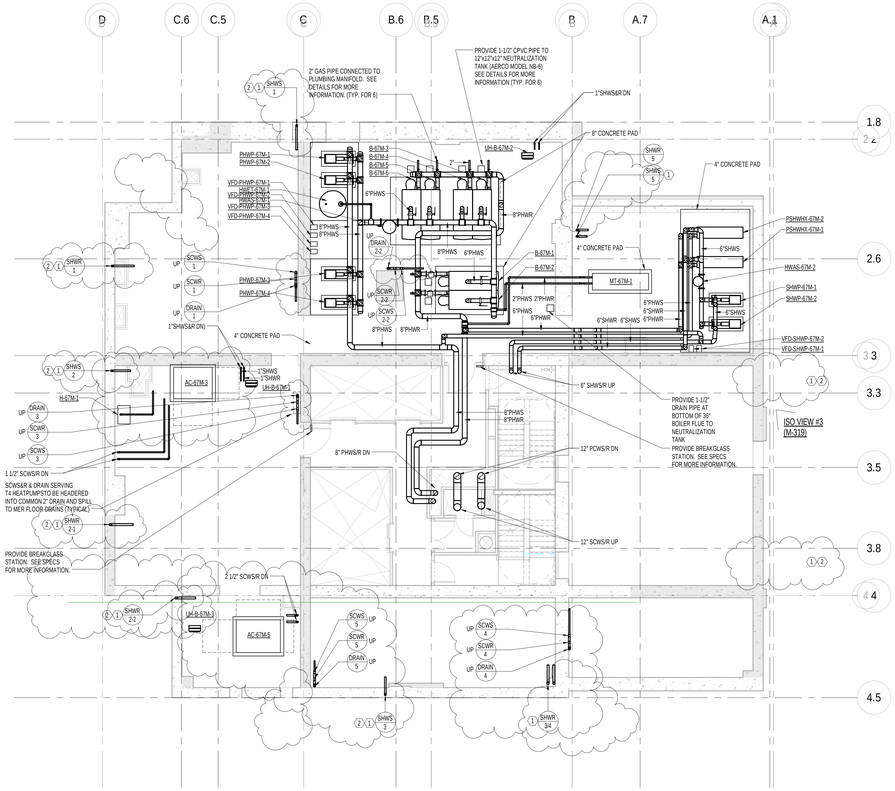

2 67th FLOOR INTERMEDIATE PLAN
SCALE: 1/8" = 1'-0"

KEY NOTES:

1. DRAIN FROM FTR HOT WATER RISER TO BE TIED INTO COMMON HEADER AND RUN TO NEAREST FLOOR DRAIN - SEE RISER DIAGRAM FOR ADDITIONAL INFORMATION.
2. STRUCTURAL ENGINEER TO PROVIDE NOTCH AT TOP OF SHEAR WALL FOR PIPE RISER.

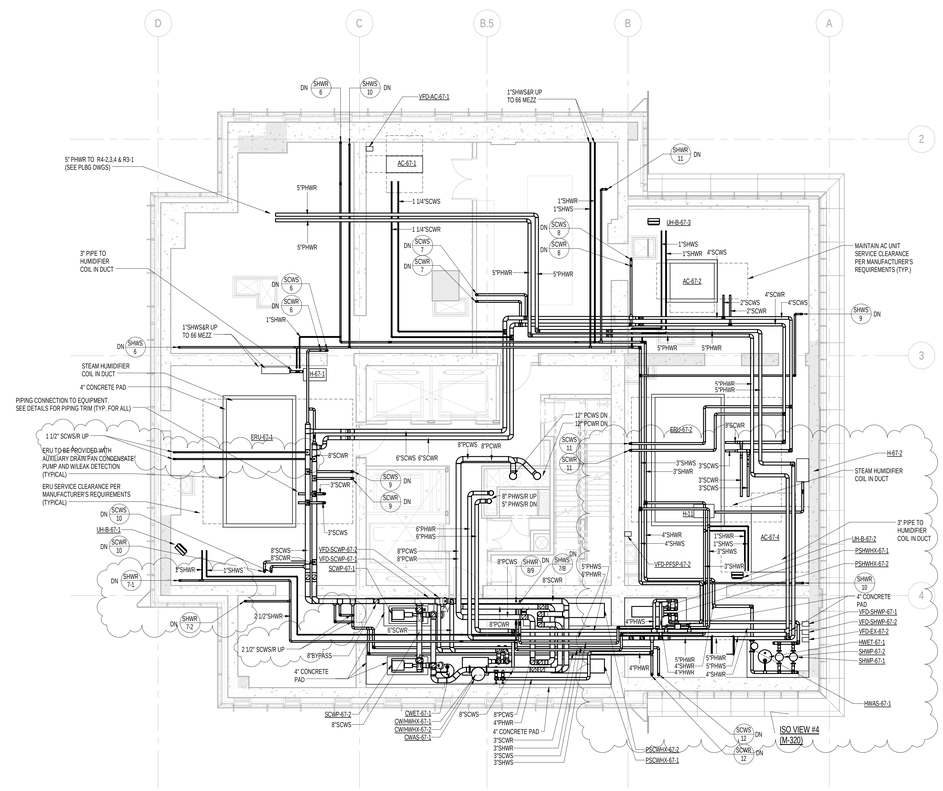

1 67th FLOOR PLAN
SCALE: 1/8" = 1'-0"

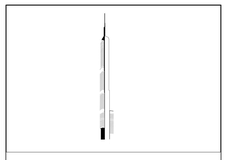

KEY PLAN:

PROJECT NORTH

TRUE NORTH

DEVELOPER:
EXTELL DEVELOPMENT COMPANY
805 THIRD AVENUE, 7TH FLOOR
New York, NY 10022 USA
TEL: 212 712 6000 FAX: 212 712 6100

DESIGN ARCHITECT: Base Building Shell & Core
ADRIAN SMITH + GORDON GILL ARCHITECTURE
111 WEST MONROE STREET SUITE 2300
CHICAGO IL 60603
TEL: 312 920 1888 FAX: 312 920 1775

INTERIOR DESIGNER: Residential
Rottet Architecture and Design Studio, PLLC
298 Fifth Ave, 7th Floor
New York, NY 10001
TEL: 646 998 7000 FAX:

ARCHITECT OF RECORD:Base Building Shell, Core, & Residential
AAI ARCHITECTS, P.C.
401 Wellington St. W., 3rd Floor
Toronto, ON M5V 1E7 Canada
TEL: 416 967 1500 FAX: 416 967 7150

STRUCTURAL ENGINEERS:
WSP CANTOR SEINUK
228 EAST 45th Street
New York, NY 10017 USA
TEL: 212 687 9888 FAX: 646 487 5501

MEP ENGINEERS:
AKF GROUP
One Liberty Plaza, 165 Broadway, 22nd Floor
New York, NY 10006 USA
TEL: 212 354 5656 FAX: 212 354 5668

GEOTECHNICAL ENGINEERS:
Langan Engineering & Environmental Services
21 Penn Plaza - 360 West 31st Street, 8th Floor
New York, NY 10001-2727
TEL: 212 479 5400 FAX: 212 479 5444

CODE CONSULTANTS:
Construction Consulting Associates
100 Church Street
New York, NY 10007
TEL: 212 385 1818 FAX: 212 385 1911

CURTAINWALL CONSULTANT:
AJLP Consulting
40 Worth Street. Suite 826
New York, NY 10013
TEL: 212 757 5659 FAX: 646 219 8508

LANDMARK/PRESERVATION CONSULTANT:
Jan Hird Pokorny Associates, Inc.
39 West 37th Street, 12A
New York, NY 10018
TEL: 212 759 6462 FAX: 212 759 6540

No.	DESCRIPTION	DATE
1	ISSUED FOR SCHEMATIC DESIGN	04 APR 2014
2	ISSUED FOR DESIGN DEVELOPMENT	01 JUL 2014
3	ISSUED FOR DESIGN DEVELOPMENT	31 JUL 2014
4	CD PROGRESS ISSUE 1	15 OCT 2014
5	ISSUED FOR BID - MECHANICAL	15 OCT 2014
6	DOB SUBMISSION	19 DEC 2014
7	CD PROGRESS ISSUE 3	09 MAR 2015
8	CD PROGRESS ISSUE 5	10 AUG 2015
9	DOB AMENDMENT 2	18 SEP 2015

0 4' - 0" 8' - 0" 16' - 0"

Discrepancies must be reported immediately to the Architect before proceeding. Only figured dimensions are to be used. Contractors must check all dimensions on site. This drawing is protected by copyright.

ALL DIMENSIONS ARE SHOWN IN IMPERIAL.

CONSULTANT:
AKF
ONE LIBERTY PLAZA, 165 BROADWAY, 22nd FLOOR
NEW YORK, NY 10006
T: 212.354.5656 F: 212.354.5668
Arlington / Boston / Mexico City / Minneapolis / New York
Philadelphia / Princeton / Puebla / Rochester / Rockville

PROJECT:

217 WEST 57TH STREET
NEW YORK, NY

DRAWING TITLE:

MECHANICAL
67th and 67th FLOOR INTERMEDIATE PLANS - PIPING

SEAL & SIGNATURE:

DATE:	04/04/14
PROJECT No:	Y130747-000
DRAWN: MY	REV: 9
CHK: PHS	
SCALE: As indicated	
DWG No:	M-254.01
DOB PAGE No:	66 of 116

DOB EMPLOYEE STAMP:

DOB B-SCAN:

36" x 48" Arch E - SHEET SIZE
FILE NAME: C:\Revit Local Files\Y130747-000-AKF-865_MEP15-CENTRAL_designer.rvt
PLOT DATE: 9/18/2015 5:43:15 AM

DEPT OF BLDGS 121326535 Job Number
E301594395US Scan Code

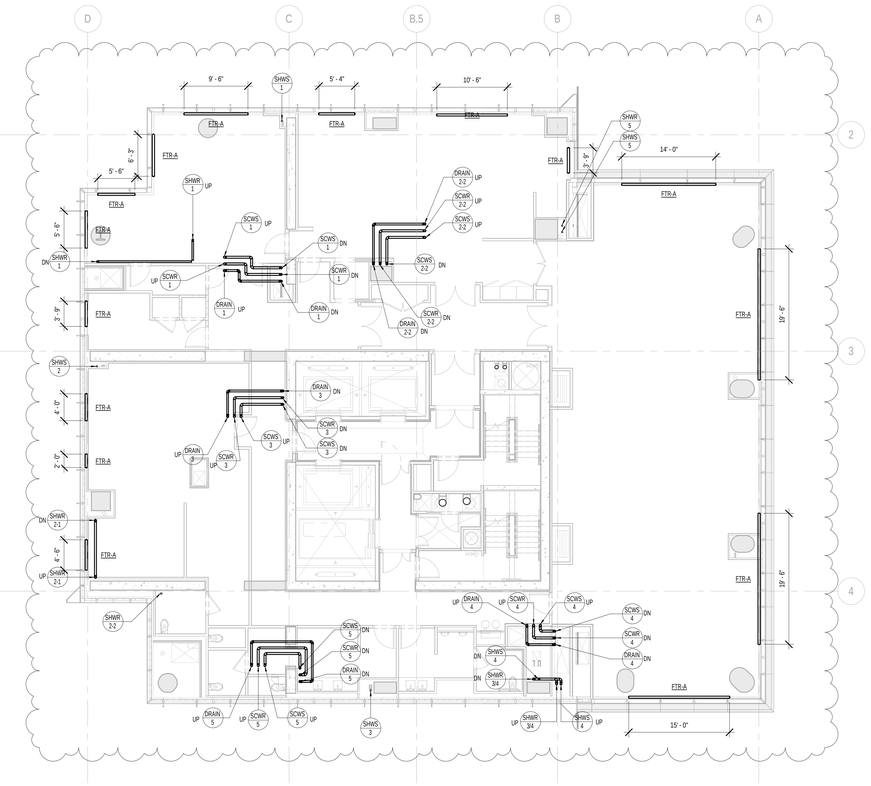

1 68th FLOOR PLAN
SCALE: 1/8" = 1'-0"

KEY PLAN:

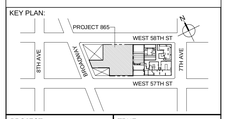

PROJECT NORTH

TRUE NORTH

DEVELOPER:
EXTELL DEVELOPMENT COMPANY
805 THIRD AVENUE, 7TH FLOOR
New York, NY 10022 USA
TEL: 212 712 6000 FAX: 212 712 6100

DESIGN ARCHITECT: Base Building Shell & Core
ADRIAN SMITH + GORDON GILL ARCHITECTURE
111 WEST MONROE STREET SUITE 2300
CHICAGO IL 60603
TEL: 312 920 1888 FAX: 312 920 1775

INTERIOR DESIGNER: Residential
Rottet Architecture and Design Studio, PLLC
298 Fifth Ave, 7th Floor
New York, NY 10001
TEL: 646 998 7000 FAX:

ARCHITECT OF RECORD:Base Building Shell, Core, & Residential
AAI ARCHITECTS, P.C.
401 Wellington St. W., 3rd Floor
Toronto, ON M5V 1E7 Canada
TEL: 416 967 1500 FAX: 416 967 7150

STRUCTURAL ENGINEERS:
WSP CANTOR SEINUK
228 EAST 45th Street
New York, NY 10017 USA
TEL: 212 687 9888 FAX: 646 487 5501

MEP ENGINEERS:
AKF GROUP
One Liberty Plaza, 165 Broadway, 22nd Floor
New York, NY 10006 USA
TEL: 212 354 5656 FAX: 212 354 5668

GEOTECHNICAL ENGINEERS:
Langan Engineering & Environmental Services
21 Penn Plaza - 360 West 31st Street, 8th Floor
New York, NY 10001-2727
TEL: 212 479 5400 FAX: 212 479 5444

CODE CONSULTANTS:
Construction Consulting Associates
100 Church Street
New York, NY 10007
TEL: 212 385 1818 FAX: 212 385 1911

CURTAINWALL CONSULTANT:
AJLP Consulting
40 Worth Street. Suite 826
New York, NY 10013
TEL: 212 757 5659 FAX: 646 219 8508

LANDMARK/PRESERVATION CONSULTANT:
Jan Hird Pokorny Associates, Inc.
39 West 37th Street, 12A
New York, NY 10018
TEL: 212 759 6462 FAX: 212 759 6540

No.	DESCRIPTION	DATE
1	ISSUED FOR SCHEMATIC DESIGN	04 APR 2014
2	ISSUED FOR DESIGN DEVELOPMENT	01 JUL 2014
3	ISSUED FOR DESIGN DEVELOPMENT	31 JUL 2014
4	CD PROGRESS ISSUE 1	15 OCT 2014
5	ISSUED FOR BID - MECHANICAL	15 OCT 2014
6	ISSUED FOR BID - RESIDENTIAL FIT-OUT PIPING	17 NOV 2014
7	DOB SUBMISSION	19 DEC 2014
8	CD PROGRESS ISSUE 3	09 MAR 2015
9	CD PROGRESS ISSUE 5	10 AUG 2015
10	DOB AMENDMENT 2	18 SEP 2015

0 4' - 0" 8' - 0" 16' - 0"

Discrepancies must be reported immediately to the Architect before proceeding. Only figured dimensions are to be used. Contractors must check all dimensions on site. This drawing is protected by copyright.

ALL DIMENSIONS ARE SHOWN IN IMPERIAL.

CONSULTANT:
AKF
ONE LIBERTY PLAZA, 165 BROADWAY, 22nd FLOOR
NEW YORK, NY 10006
T: 212.354.5656 F: 212.354.5668
Atlanta • Dallas • Miami Gdl • Houston • New York
Pittsburgh • Phoenix • Tucson • Portland • Seattle

PROJECT:

217 WEST 57TH STREET

NEW YORK, NY

DRAWING TITLE:

MECHANICAL
68th FLOOR PLAN - PIPING

SEAL & SIGNATURE:

STATE OF NEW YORK · CHRISTOPHER D. MOORE · No. 075136 · LICENSED PROFESSIONAL ENGINEER

DATE:	08/03/15
PROJECT No:	Y130747-000
DRAWN: MY	REV:
CHK: PHS	**10**
SCALE: 1/8" = 1'-0"	
DWG No:	**M-255.01**
DOB PAGE No:	of

DOB EMPLOYEE STAMP:

DOB B-SCAN:

36" x 48" Arch E - SHEET SIZE
FILE NAME: C:\Revit Local Files\Y130747-000-AAF-865_MEP15-CENTRAL_jangrant.rvt
PLOT DATE: 8/13/2015 5:28:29 AM

DEPT OF BLDGS 121263505 Job Number
E355563474B2 Scan Code

PIPING NOTES:

1. FTR CONTROL VALVES SHALL BE LOCATED AT RISER TAKE-OFFS. SERVICE ACCESS TO VALVES SHALL BE COORDINATED WITH ARCHITECT. REFER TO HOT WATER RISER DIAGRAM FOR ADDITIONAL INFORMATION.
2. ALL PIPING SHALL BE INSULATED PER MECHANICAL SPECIFICATIONS.

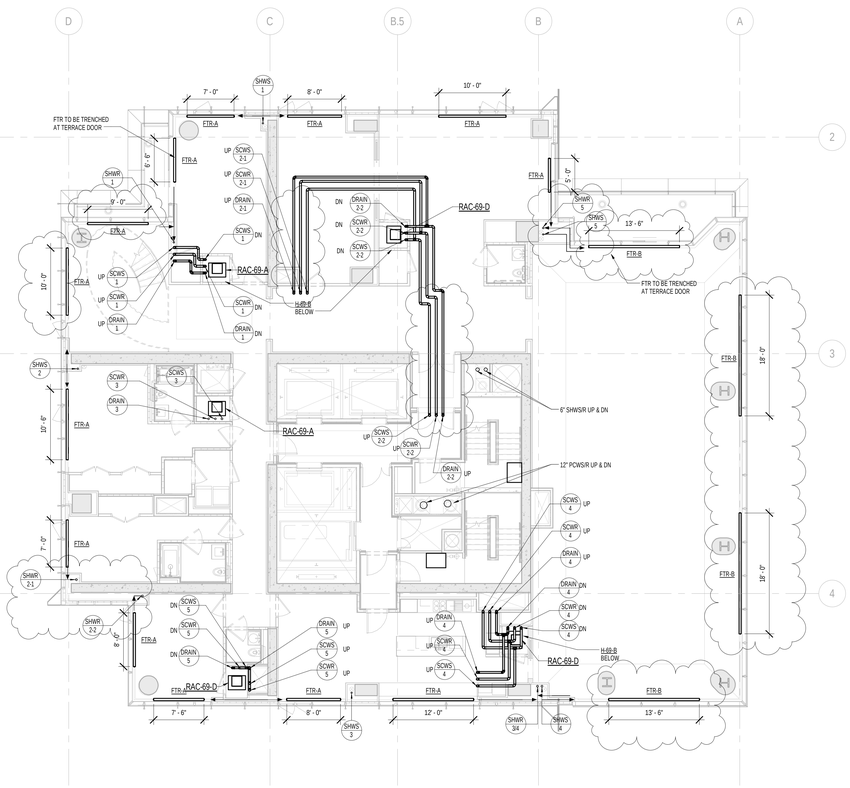

2 69th FLOOR PLAN
SCALE: 1/8" = 1'-0"

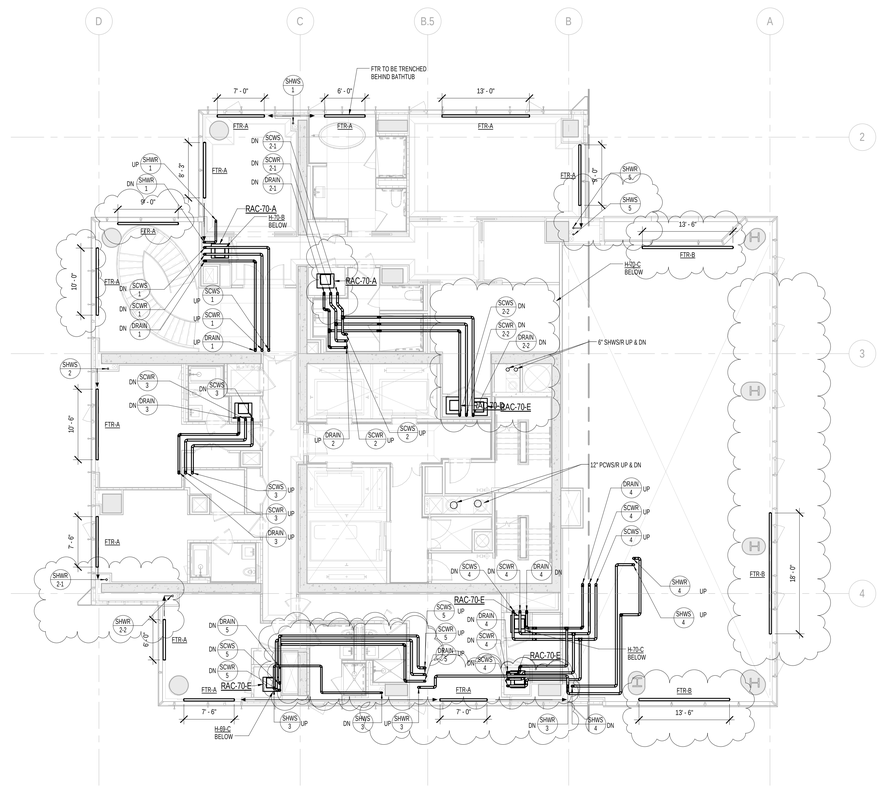

1 70th FLOOR PLAN
SCALE: 1/8" = 1'-0"

KEY PLAN:

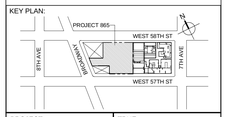

PROJECT NORTH

TRUE NORTH

DEVELOPER:
EXTELL DEVELOPMENT COMPANY
805 THIRD AVENUE, 7TH FLOOR
New York, NY 10022 USA
TEL: 212 712 6000 FAX: 212 712 6100

DESIGN ARCHITECT: Base Building Shell & Core
ADRIAN SMITH + GORDON GILL ARCHITECTURE
111 WEST MONROE STREET SUITE 2300
CHICAGO IL 60603
TEL: 312 920 1888 FAX: 312 920 1775

INTERIOR DESIGNER: Residential
Rottet Architecture and Design Studio, PLLC
298 Fifth Ave, 7th Floor
New York, NY 10001
TEL: 646 998 7000 FAX:

ARCHITECT OF RECORD:Base Building Shell, Core, & Residential
AAI ARCHITECTS, P.C.
401 Wellington St. W., 3rd Floor
Toronto, ON M5V 1E7 Canada
TEL: 416 967 1500 FAX: 416 967 7150

STRUCTURAL ENGINEERS:
WSP CANTOR SEINUK
228 EAST 45th Street
New York, NY 10017 USA
TEL: 212 687 9888 FAX: 646 487 5501

MEP ENGINEERS:
AKF GROUP
One Liberty Plaza, 165 Broadway, 22nd Floor
New York, NY 10006 USA
TEL: 212 354 5656 FAX: 212 354 5668

GEOTECHNICAL ENGINEERS:
Langan Engineering & Environmental Services
21 Penn Plaza - 360 West 31st Street, 8th Floor
New York, NY 10001-2727
TEL: 212 479 5400 FAX: 212 479 5444

CODE CONSULTANTS:
Construction Consulting Associates
100 Church Street
New York, NY 10007
TEL: 212 385 1818 FAX: 212 385 1911

CURTAINWALL CONSULTANT:
AJLP Consulting
40 Worth Street. Suite 826
New York, NY 10013
TEL: 212 757 5659 FAX: 646 219 8508

LANDMARK/PRESERVATION CONSULTANT:
Jan Hird Pokorny Associates, Inc.
39 West 37th Street, 12A
New York, NY 10018
TEL: 212 759 6462 FAX: 212 759 6540

No.	DESCRIPTION	DATE
1	ISSUED FOR SCHEMATIC DESIGN	04 APR 2014
2	ISSUED FOR DESIGN DEVELOPMENT	01 JUL 2014
3	ISSUED FOR DESIGN DEVELOPMENT	31 JUL 2014
4	CD PROGRESS ISSUE 1	15 OCT 2014
5	ISSUED FOR BID - MECHANICAL	15 OCT 2014
6	ISSUED FOR BID - RESIDENTIAL FIT-OUT PIPING	17 NOV 2014
7	DOB SUBMISSION	19 DEC 2014
8	CD PROGRESS ISSUE 3	09 MAR 2015
9	CD PROGRESS ISSUE 5	10 AUG 2015
10	DOB AMENDMENT 2	18 SEP 2015

0 4'-0" 8'-0" 16'-0"

Discrepancies must be reported immediately to the Architect before proceeding. Only figured dimensions are to be used. Contractors must check all dimensions on site. This drawing is protected by copyright.

ALL DIMENSIONS ARE SHOWN IN IMPERIAL.

CONSULTANT:
AKF
ONE LIBERTY PLAZA, 165 BROADWAY, 22nd FLOOR
NEW YORK, NY 10006
T: 212.354.5656 F: 212.354.5668
Arlington / Boston / Denver / Dc / Minneapolis / New York
Philadelphia / Princeton / Tucson / Rochester / Sarnifield

PROJECT:
217 WEST 57TH STREET
NEW YORK, NY

DRAWING TITLE:
MECHANICAL
69th and 70th FLOOR PLANS - PIPING

SEAL & SIGNATURE:

DATE:	04/04/14
PROJECT No:	Y130747-000
DRAWN: MY	REV:
CHK: PHS	10
SCALE: As indicated	
DWG No:	M-256.01
DOB PAGE No:	67 of 116

DOB EMPLOYEE STAMP:

DOB B-SCAN:

36" x 48" Arch E - SHEET SIZE
FILE NAME: C:\Revit Local Files\Y130747-000-AKF-865_MEP15-CENTRAL_jlangner.rvt
PLOT DATE: 9/15/2015 11:42:48 AM

DEPT OF BLDGS 121263426 Job Number
E3SOBBPS0G0 Scan Code

PIPING NOTES:

1. FTR CONTROL VALVES SHALL BE LOCATED AT RISER TAKE-OFFS. SERVICE ACCESS TO VALVES SHALL BE COORDINATED WITH ARCHITECT. REFER TO HOT WATER RISER DIAGRAM FOR ADDITIONAL INFORMATION.
2. ALL PIPING SHALL BE INSULATED PER MECHANICAL SPECIFICATIONS.

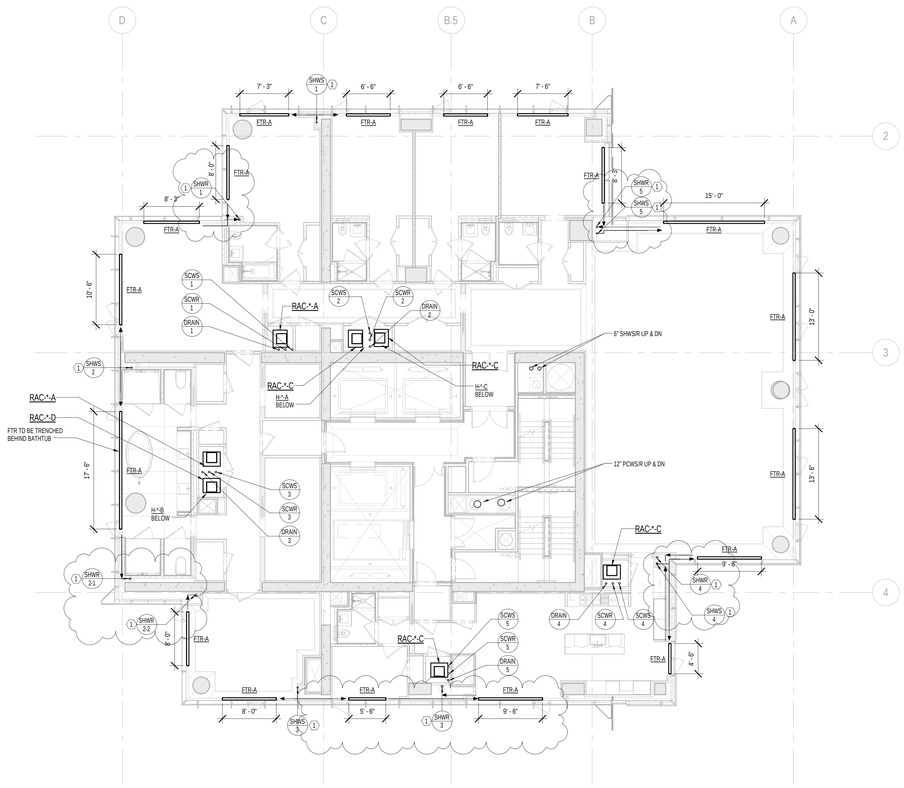

2 TYPICAL 72nd-88th FLOOR PLANS
SCALE: 1/8" = 1'-0"

KEY NOTES:

1. ARCHITECT TO PROVIDE ACCESS PANEL FOR EXPANSION COMPENSATOR AT HW RISER (79TH FLOOR ONLY).

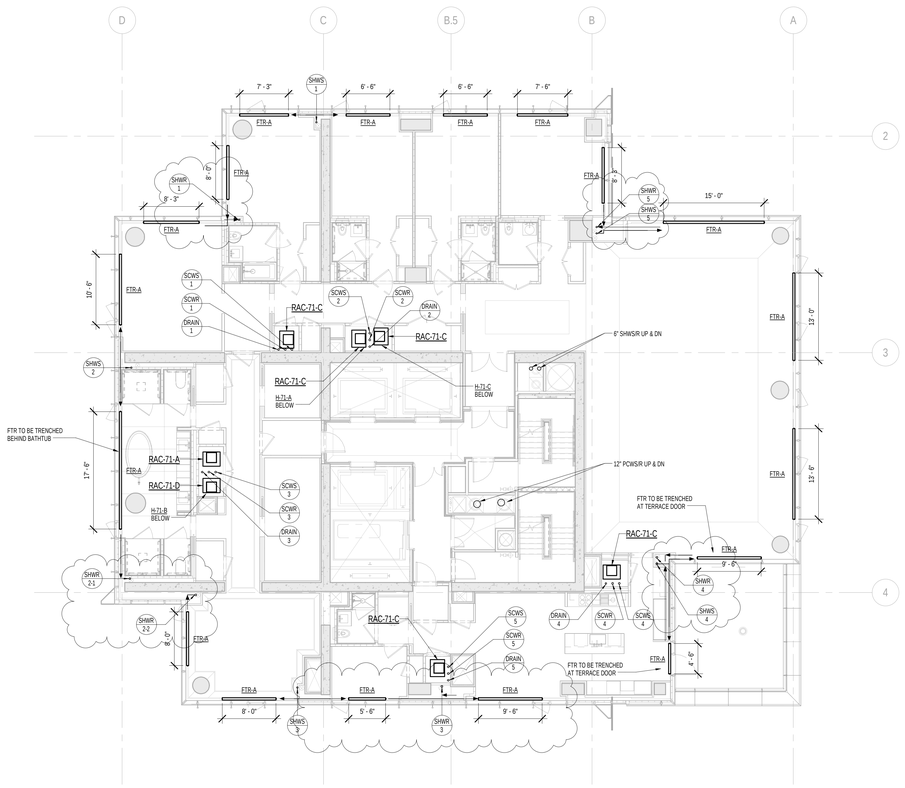

1 71st FLOOR PLAN
SCALE: 1/8" = 1'-0"



KEY PLAN:

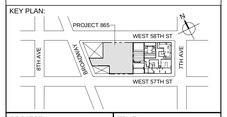

PROJECT NORTH

TRUE NORTH

DEVELOPER:
EXTELL DEVELOPMENT COMPANY
805 THIRD AVENUE, 7TH FLOOR
New York, NY 10022 USA
TEL: 212 712 6000 FAX: 212 712 6100

DESIGN ARCHITECT: Base Building Shell & Core
ADRIAN SMITH + GORDON GILL ARCHITECTURE
111 WEST MONROE STREET SUITE 2300
CHICAGO IL 60603
TEL: 312 920 1888 FAX: 312 920 1775

INTERIOR DESIGNER: Residential
Rottet Architecture and Design Studio, PLLC
298 Fifth Ave, 7th Floor
New York, NY 10001
TEL: 646 998 7000 FAX:

ARCHITECT OF RECORD:Base Building Shell, Core, & Residential
AAI ARCHITECTS, P.C.
401 Wellington St. W., 3rd Floor
Toronto, ON M5V 1E7 Canada
TEL: 416 967 1500 FAX: 416 967 7150

STRUCTURAL ENGINEERS:
WSP CANTOR SEINUK
228 EAST 45th Street
New York, NY 10017 USA
TEL: 212 687 9888 FAX: 646 487 5501

MEP ENGINEERS:
AKF GROUP
One Liberty Plaza, 165 Broadway, 22nd Floor
New York, NY 10006 USA
TEL: 212 354 5656 FAX: 212 354 5668

GEOTECHNICAL ENGINEERS:
Langan Engineering & Environmental Services
21 Penn Plaza - 360 West 31st Street, 8th Floor
New York, NY 10001-2727
TEL: 212 479 5400 FAX: 212 479 5444

CODE CONSULTANTS:
Construction Consulting Associates
100 Church Street
New York, NY 10007
TEL: 212 385 1818 FAX: 212 385 1911

CURTAINWALL CONSULTANT:
AJLP Consulting
40 Worth Street. Suite 826
New York, NY 10013
TEL: 212 757 5659 FAX: 646 219 8508

LANDMARK/PRESERVATION CONSULTANT:
Jan Hird Pokorny Associates, Inc.
39 West 37th Street, 12A
New York, NY 10018
TEL: 212 759 6462 FAX: 212 759 6540

No.	DESCRIPTION	DATE
1	CD PROGRESS ISSUE 5	10 AUG 2015
2	DOB AMENDMENT 2	18 SEP 2015

0 4'-0" 8'-0" 16'-0"

Discrepancies must be reported immediately to the Architect before proceeding. Only figured dimensions are to be used. Contractors must check all dimensions on site. This drawing is protected by copyright.

ALL DIMENSIONS ARE SHOWN IN IMPERIAL.

CONSULTANT:
AKF
ONE LIBERTY PLAZA, 165 BROADWAY, 22nd FLOOR
NEW YORK, NY 10006
T: 212.354.5656 F: 212.354.5668
Arlington / Boston / Mexico City / Minneapolis / New York
Philadelphia / Princeton / Visalia / Richmond / Stamford

PROJECT:

217 WEST 57TH STREET
NEW YORK, NY

DRAWING TITLE:

MECHANICAL
71st and 72nd FLOOR PLANS - PIPING
(TYPICAL 72nd-88th FLOORS)

SEAL & SIGNATURE:

DATE:	04/04/14
PROJECT No:	Y130747-000
DRAWN: MY	REV:
CHK: PHS	2
SCALE: As indicated	
DWG No:	
M-257.01	
DOB PAGE No: 68 of 116	

DOB EMPLOYEE STAMP:

DOB B-SCAN:

36" x 48" Arch E - SHEET SIZE

FILE NAME: C:\Bim\Local Files\Y130747-000-AKF-865_MEP15-CENTRAL_langner.rvt
PLOT DATE: 9/18/2015 1:44:42 AM

DEPT OF BLDGS 121235635 Job Number
E300617450US Scan Code

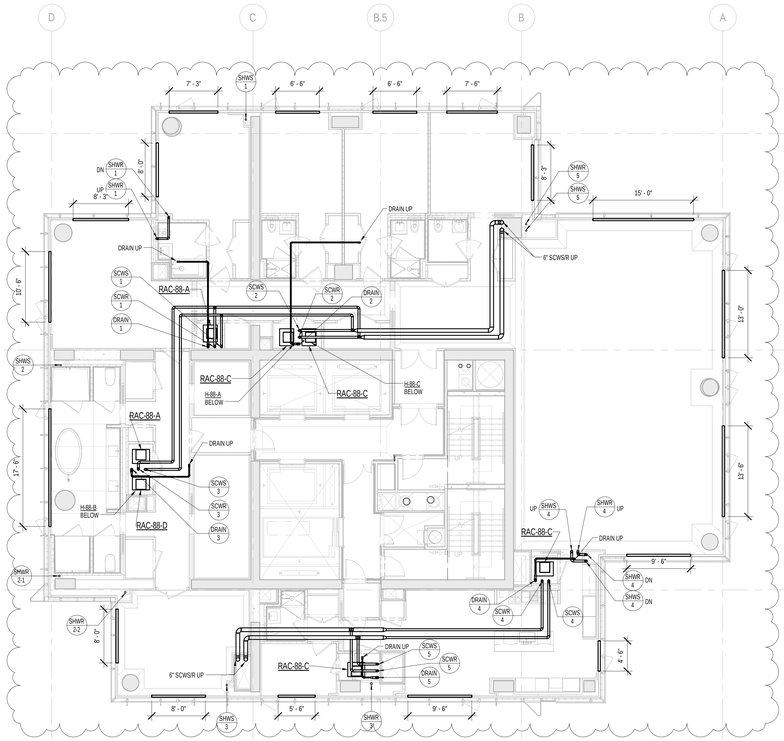

2 88th FLOOR PLAN
SCALE: 1/8" = 1'-0"

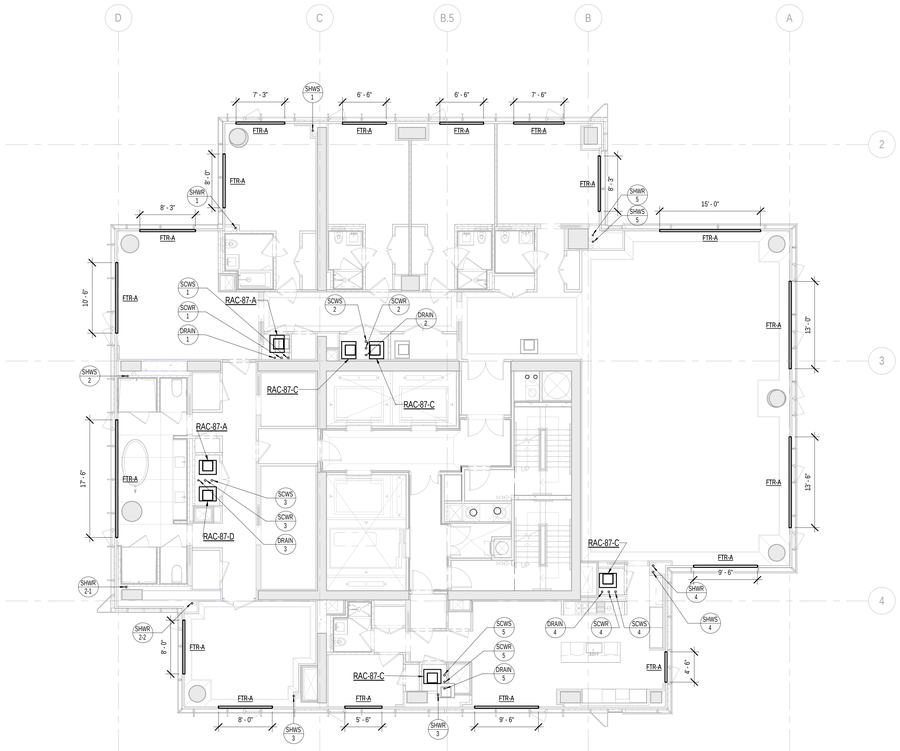

1 87th FLOOR PLAN
SCALE: 1/8" = 1'-0"

KEY PLAN:

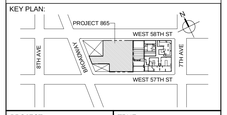

PROJECT NORTH

TRUE NORTH

DEVELOPER:
EXTELL DEVELOPMENT COMPANY
805 THIRD AVENUE, 7TH FLOOR
New York, NY 10022 USA
TEL: 212 712 6000 FAX: 212 712 6100

DESIGN ARCHITECT: Base Building Shell & Core
ADRIAN SMITH + GORDON GILL ARCHITECTURE
111 WEST MONROE STREET SUITE 2300
CHICAGO IL 60603
TEL: 312 920 1888 FAX: 312 920 1775

INTERIOR DESIGNER: Residential
Rottet Architecture and Design Studio, PLLC
298 Fifth Ave, 7th Floor
New York, NY 10001
TEL: 646 998 7000 FAX:

ARCHITECT OF RECORD:Base Building Shell, Core, & Residential
AAI ARCHITECTS, P.C.
401 Wellington St. W., 3rd Floor
Toronto, ON M5V 1E7 Canada
TEL: 416 967 1500 FAX: 416 967 7150

STRUCTURAL ENGINEERS:
WSP CANTOR SEINUK
228 EAST 45th Street
New York, NY 10017 USA
TEL: 212 687 9888 FAX: 646 487 5501

MEP ENGINEERS:
AKF GROUP
One Liberty Plaza, 165 Broadway, 22nd Floor
New York, NY 10006 USA
TEL: 212 354 5656 FAX: 212 354 5668

GEOTECHNICAL ENGINEERS:
Langan Engineering & Environmental Services
21 Penn Plaza - 360 West 31st Street, 8th Floor
New York, NY 10001-2727
TEL: 212 479 5400 FAX: 212 479 5444

CODE CONSULTANTS:
Construction Consulting Associates
100 Church Street
New York, NY 10007
TEL: 212 385 1818 FAX: 212 385 1911

CURTAINWALL CONSULTANT:
AJLP Consulting
40 Worth Street. Suite 826
New York, NY 10013
TEL: 212 757 5659 FAX: 646 219 8508

LANDMARK/PRESERVATION CONSULTANT:
Jan Hird Pokorny Associates, Inc.
39 West 37th Street, 12A
New York, NY 10018
TEL: 212 759 6462 FAX: 212 759 6540

No.	DESCRIPTION	DATE
1	ISSUED FOR SCHEMATIC DESIGN	04 APR 2014
2	ISSUED FOR DESIGN DEVELOPMENT	01 JUL 2014
3	ISSUED FOR DESIGN DEVELOPMENT	31 JUL 2014
4	CD PROGRESS ISSUE 1	15 OCT 2014
5	ISSUED FOR BID - RESIDENTIAL FIT-OUT PIPING	17 NOV 2014
6	DOB SUBMISSION	19 DEC 2014
7	CD PROGRESS ISSUE 3	09 MAR 2015
8	CD PROGRESS ISSUE 5	10 AUG 2015
9	DOB AMENDMENT 2	18 SEP 2015

0 4' - 0" 8' - 0" 16' - 0"

Discrepancies must be reported immediately to the Architect before proceeding. Only figured dimensions are to be used. Contractors must check all dimensions on site. This drawing is protected by copyright.

ALL DIMENSIONS ARE SHOWN IN IMPERIAL.

CONSULTANT:
AKF
ONE LIBERTY PLAZA, 165 BROADWAY, 22nd FLOOR
NEW YORK, NY 10006
T: 212.354.5656 F: 212.354.5668
Arlington / Boston / Mexico City / Minneapolis / New York
Philadelphia / Houston / Tucson / Tucson / Jackson

PROJECT:
217 WEST 57TH STREET
NEW YORK, NY

DRAWING TITLE:
MECHANICAL
87th and 88th FLOOR PLANS - PIPING

SEAL & SIGNATURE:

DATE:	08/03/15
PROJECT No:	Y130747-000
DRAWN: MY	REV:
CHK: PHS	9
SCALE: 1/8" = 1'-0"	
DWG No:	
M-265.01	
DOB PAGE No: of	

DOB EMPLOYEE STAMP:

DOB B-SCAN:

36" x 48" Arch E - SHEET SIZE
FILE NAME: C:\Revit Local Files\Y130747-000-AKF-865_MEP15-CENTRAL_jlangner.rvt
PLOT DATE: 8/19/2015 3:44:20 AM

DEPT OF BLDGS 121282505 Job Number
E516710743 Scan Code

PIPING NOTES:

1. FTR CONTROL VALVES SHALL BE LOCATED AT RISER TAKE-OFFS. SERVICE ACCESS TO VALVES SHALL BE COORDINATED WITH ARCHITECT. REFER TO HOT WATER RISER DIAGRAM FOR ADDITIONAL INFORMATION.
2. ALL PIPING SHALL BE INSULATED PER MECHANICAL SPECIFICATIONS.

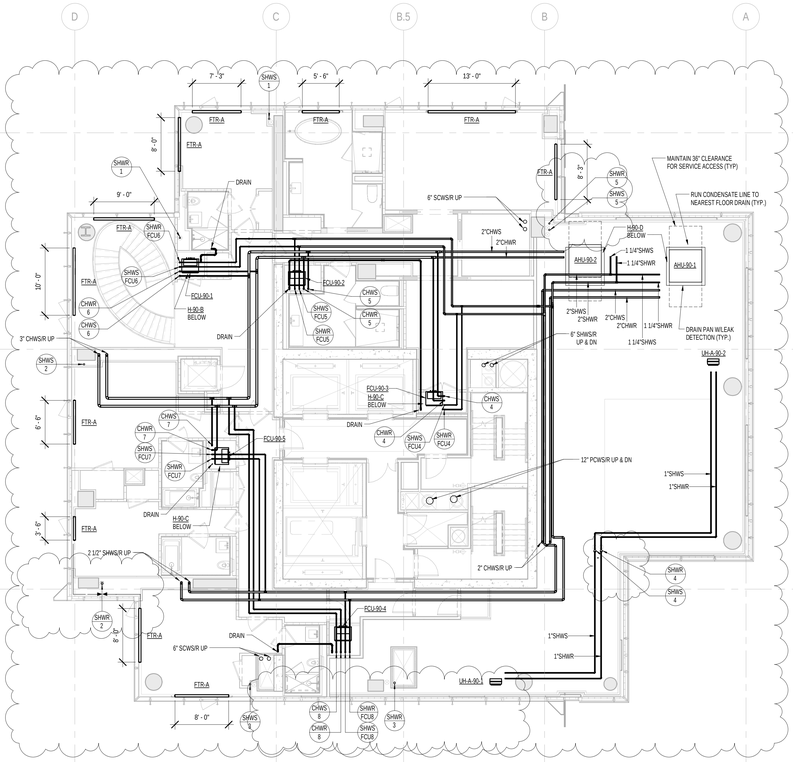

2 90th FLOOR PLAN
SCALE: 1/8" = 1'-0"

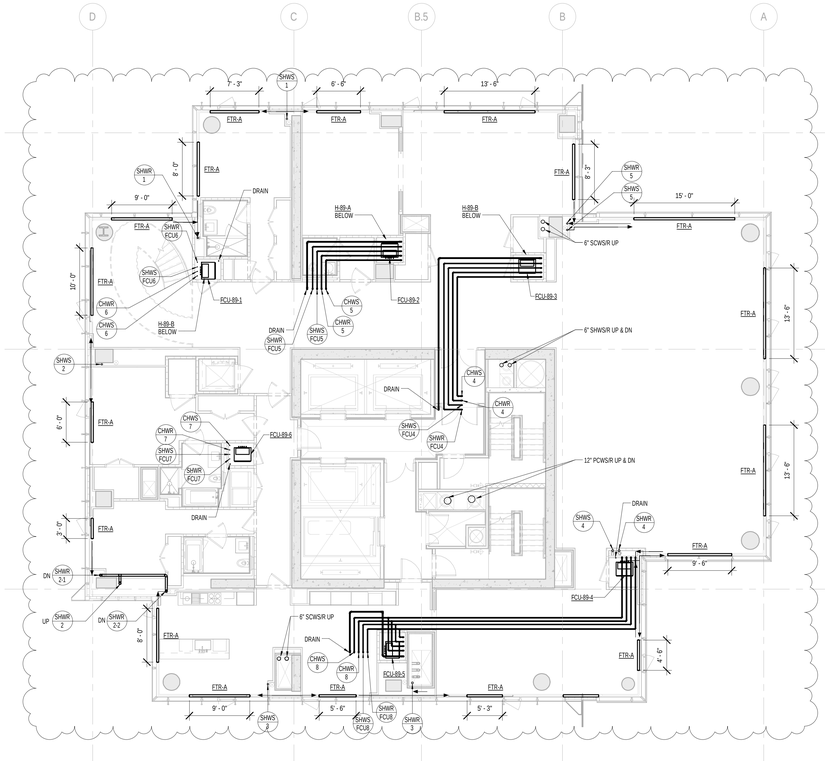

1 89th FLOOR PLAN
SCALE: 1/8" = 1'-0"



KEY PLAN:

PROJECT NORTH

TRUE NORTH

DEVELOPER:
EXTELL DEVELOPMENT COMPANY
805 THIRD AVENUE, 7TH FLOOR
New York, NY 10022 USA
TEL: 212 712 6000 FAX: 212 712 6100

DESIGN ARCHITECT: Base Building Shell & Core
ADRIAN SMITH + GORDON GILL ARCHITECTURE
111 WEST MONROE STREET SUITE 2300
CHICAGO IL 60603
TEL: 312 920 1888 FAX: 312 920 1775

INTERIOR DESIGNER: Residential
Rottet Architecture and Design Studio, PLLC
298 Fifth Ave, 7th Floor
New York, NY 10001
TEL: 646 998 7000 FAX:

ARCHITECT OF RECORD:Base Building Shell, Core, & Residential
AAI ARCHITECTS, P.C.
401 Wellington St. W., 3rd Floor
Toronto, ON M5V 1E7 Canada
TEL: 416 967 1500 FAX: 416 967 7150

STRUCTURAL ENGINEERS:
WSP CANTOR SEINUK
228 EAST 45th Street
New York, NY 10017 USA
TEL: 212 687 9888 FAX: 646 487 5501

MEP ENGINEERS:
AKF GROUP
One Liberty Plaza, 165 Broadway, 22nd Floor
New York, NY 10006 USA
TEL: 212 354 5656 FAX: 212 354 5668

GEOTECHNICAL ENGINEERS:
Langan Engineering & Environmental Services
21 Penn Plaza - 360 West 31st Street, 8th Floor
New York, NY 10001-2727
TEL: 212 479 5400 FAX: 212 479 5444

CODE CONSULTANTS:
Construction Consulting Associates
100 Church Street
New York, NY 10007
TEL: 212 385 1818 FAX: 212 385 1911

CURTAINWALL CONSULTANT:
AJLP Consulting
40 Worth Street. Suite 826
New York, NY 10013
TEL: 212 757 5659 FAX: 646 219 8508

LANDMARK/PRESERVATION CONSULTANT:
Jan Hird Pokorny Associates, Inc.
39 West 37th Street, 12A
New York, NY 10018
TEL: 212 759 6462 FAX: 212 759 6540

No.	DESCRIPTION	DATE
1	ISSUED FOR SCHEMATIC DESIGN	04 APR 2014
2	ISSUED FOR DESIGN DEVELOPMENT	01 JUL 2014
3	ISSUED FOR DESIGN DEVELOPMENT	31 JUL 2014
4	CD PROGRESS ISSUE 1	15 OCT 2014
5	ISSUED FOR BID - RESIDENTIAL FIT-OUT PIPING	17 NOV 2014
6	DOB SUBMISSION	19 DEC 2014
7	CD PROGRESS ISSUE 3	09 MAR 2015
8	CD PROGRESS ISSUE 5	10 AUG 2015
9	DOB AMENDMENT 2	18 SEP 2015

0 4'-0" 8'-0" 16'-0"

Discrepancies must be reported immediately to the Architect before proceeding. Only figured dimensions are to be used. Contractors must check all dimensions on site. This drawing is protected by copyright.

ALL DIMENSIONS ARE SHOWN IN IMPERIAL.

CONSULTANT:
AKF
ONE LIBERTY PLAZA, 165 BROADWAY, 22nd FLOOR
NEW YORK, NY 10006
T: 212.354.5656 F: 212.354.5668
Atlanta / Boise / Mexico City / Minneapolis / New York
Philadelphia / Princeton / Portlle / Rochester / Stamford

PROJECT:
217 WEST 57TH STREET
NEW YORK, NY

DRAWING TITLE:
MECHANICAL
89th and 90th FLOOR PLANS - PIPING

SEAL & SIGNATURE:

DATE:	04/04/14
PROJECT No:	Y130747-000
DRAWN: MY	REV:
CHK: PHS	9
SCALE: As indicated	
DWG No:	
M-266.01	
DOB PAGE No:	69 of 116

DOB EMPLOYEE STAMP:

DOB B-SCAN:

36" x 48" Arch E - SHEET SIZE

FILE NAME: C:\Revit Local Files\Y130747-000-AKF-MM_MEP15-CENTRAL_jangner.rvt
PLOT DATE: 9/18/2015 5:44:41 AM

DEPT OF BLDGS 121263635 Job Number
E340973103K Scan Code

PIPING NOTES:

1. FTR CONTROL VALVES SHALL BE LOCATED AT RISER TAKE-OFFS. SERVICE ACCESS TO VALVES SHALL BE COORDINATED WITH ARCHITECT. REFER TO HOT WATER RISER DIAGRAM FOR ADDITIONAL INFORMATION.
2. ALL PIPING SHALL BE INSULATED PER MECHANICAL SPECIFICATIONS.

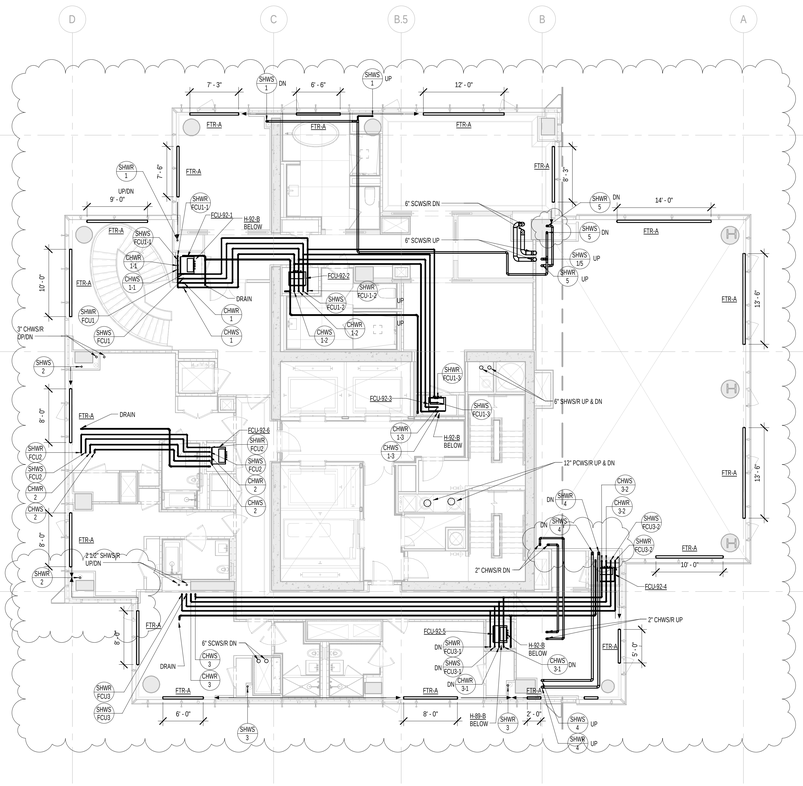

2 92nd FLOOR PLAN
SCALE: 1/8" = 1'-0"

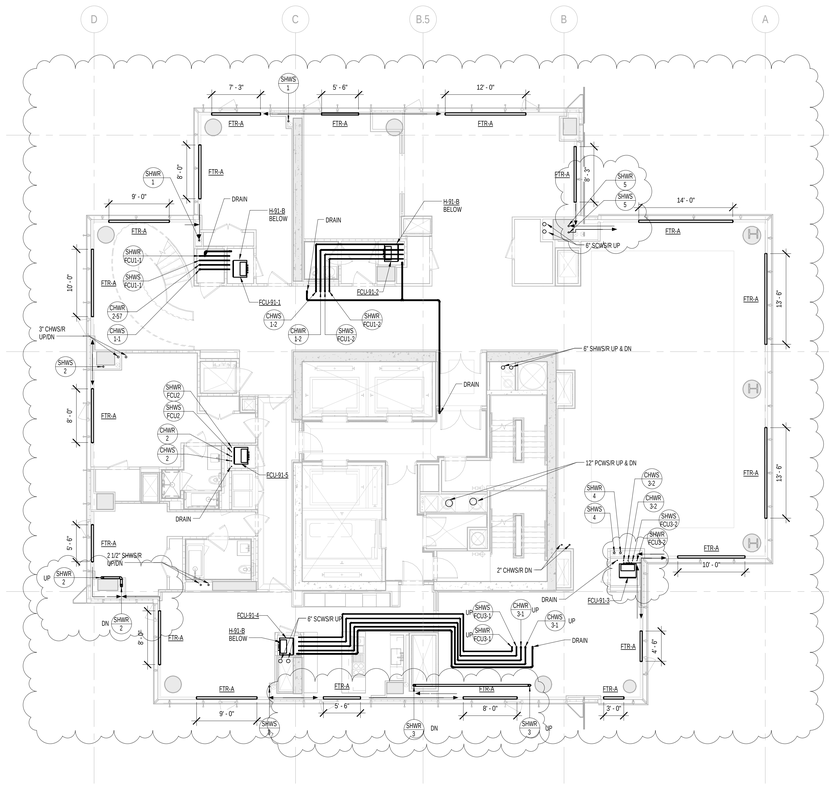

1 91st FLOOR PLAN
SCALE: 1/8" = 1'-0"

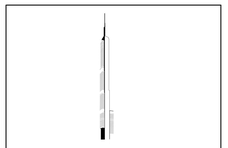

KEY PLAN:

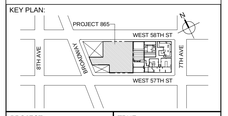

PROJECT NORTH

TRUE NORTH

DEVELOPER:
EXTELL DEVELOPMENT COMPANY
805 THIRD AVENUE, 7TH FLOOR
New York, NY 10022 USA
TEL: 212 712 6000 FAX: 212 712 6100

DESIGN ARCHITECT: Base Building Shell & Core
ADRIAN SMITH + GORDON GILL ARCHITECTURE
111 WEST MONROE STREET SUITE 2300
CHICAGO IL 60603
TEL: 312 920 1888 FAX: 312 920 1775

INTERIOR DESIGNER: Residential
Rottet Architecture and Design Studio, PLLC
298 Fifth Ave, 7th Floor
New York, NY 10001
TEL: 646 998 7000 FAX:

ARCHITECT OF RECORD:Base Building Shell, Core, & Residential
AAI ARCHITECTS, P.C.
401 Wellington St. W., 3rd Floor
Toronto, ON M5V 1E7 Canada
TEL: 416 967 1500 FAX: 416 967 7150

STRUCTURAL ENGINEERS:
WSP CANTOR SEINUK
228 EAST 45th Street
New York, NY 10017 USA
TEL: 212 687 9888 FAX: 646 487 5501

MEP ENGINEERS:
AKF GROUP
One Liberty Plaza, 165 Broadway, 22nd Floor
New York, NY 10006 USA
TEL: 212 354 5656 FAX: 212 354 5668

GEOTECHNICAL ENGINEERS:
Langan Engineering & Environmental Services
21 Penn Plaza - 360 West 31st Street, 8th Floor
New York, NY 10001-2727
TEL: 212 479 5400 FAX: 212 479 5444

CODE CONSULTANTS:
Construction Consulting Associates
100 Church Street
New York, NY 10007
TEL: 212 385 1818 FAX: 212 385 1911

CURTAINWALL CONSULTANT:
AJLP Consulting
40 Worth Street. Suite 826
New York, NY 10013
TEL: 212 757 5659 FAX: 646 219 8508

LANDMARK/PRESERVATION CONSULTANT:
Jan Hird Pokorny Associates, Inc.
39 West 37th Street, 12A
New York, NY 10018
TEL: 212 759 6462 FAX: 212 759 6540

No.	DESCRIPTION	DATE
1	ISSUED FOR SCHEMATIC DESIGN	04 APR 2014
2	ISSUED FOR DESIGN DEVELOPMENT	01 JUL 2014
3	ISSUED FOR DESIGN DEVELOPMENT	31 JUL 2014
4	CD PROGRESS ISSUE 1	15 OCT 2014
5	ISSUED FOR BID - RESIDENTIAL FIT-OUT PIPING	17 NOV 2014
6	DOB SUBMISSION	19 DEC 2014
7	CD PROGRESS ISSUE 3	09 MAR 2015
8	CD PROGRESS ISSUE 5	10 AUG 2015
9	DOB AMENDMENT 2	18 SEP 2015

0 4' - 0" 8' - 0" 16' - 0"

Discrepancies must be reported immediately to the Architect before proceeding. Only figured dimensions are to be used. Contractors must check all dimensions on site. This drawing is protected by copyright.

ALL DIMENSIONS ARE SHOWN IN IMPERIAL.

CONSULTANT:
AKF
ONE LIBERTY PLAZA, 165 BROADWAY, 22nd FLOOR
NEW YORK, NY 10006
T: 212.354.5656 F: 212.354.5668
Philadelphia / Princeton / Dallas / Cleveland / Cincinnati
Philadelphia / Princeton / Dallas / Cleveland / Cincinnati

PROJECT:
217 WEST 57TH STREET
NEW YORK, NY

DRAWING TITLE:
MECHANICAL
91st and 92nd FLOOR PLANS - PIPING

SEAL & SIGNATURE:
STATE OF NEW YORK
PHILIP H. SMITH
No. 075139
LICENSED PROFESSIONAL ENGINEER

DATE:	04/04/14
PROJECT No:	Y130747-000
DRAWN: MY	REV: 9
CHK: PHS	
SCALE: As indicated	
DWG No:	M-267.01
DOB PAGE No:	70 of 116

DOB EMPLOYEE STAMP:

DOB B-SCAN:

36" x 48" Arch E - SHEET SIZE
FILE NAME: C:\Revit Local Files\Y130747-000-MAY-865_MEP15-CENTRAL_jlangner.rvt
PLOT DATE: 9/18/2015 5:45:02 AM

DEPT OF BLDGS 121326305 Job Number
E362777845 Scan Code

PIPING NOTES:

1. FTR CONTROL VALVES SHALL BE LOCATED AT RISER TAKE-OFFS. SERVICE ACCESS TO VALVES SHALL BE COORDINATED WITH ARCHITECT. REFER TO HOT WATER RISER DIAGRAM FOR ADDITIONAL INFORMATION.
2. ALL PIPING SHALL BE INSULATED PER MECHANICAL SPECIFICATIONS.

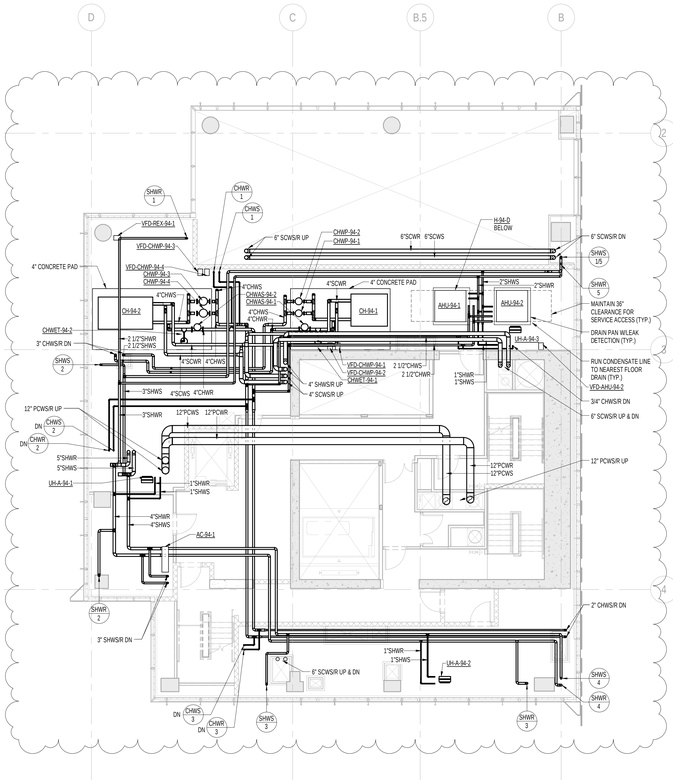

2 94th FLOOR PLAN
SCALE: 1/8" = 1'-0"

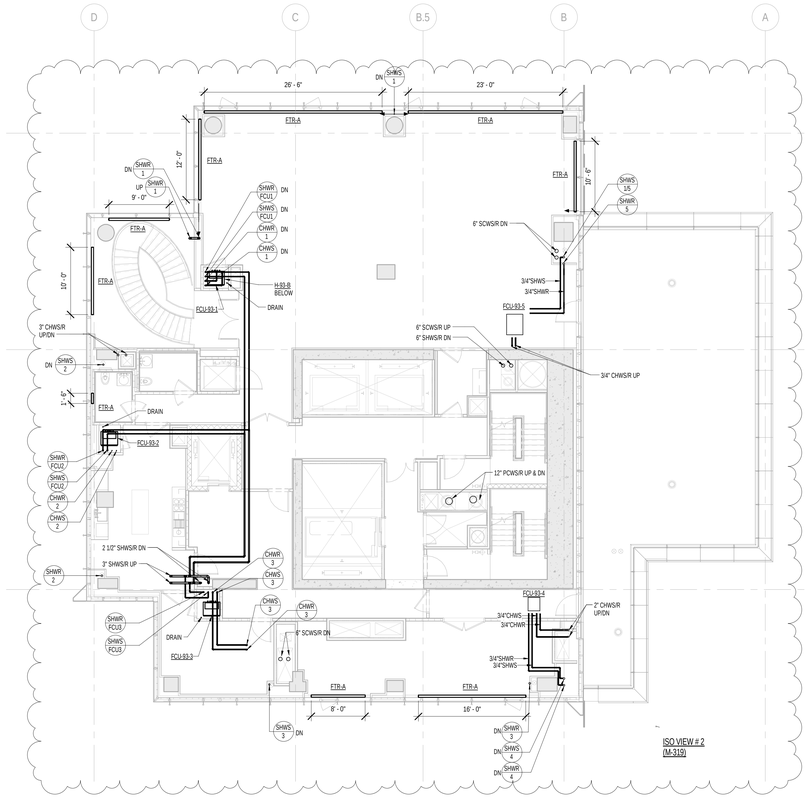

1 93rd FLOOR PLAN
SCALE: 1/8" = 1'-0"

PIPING NOTES:

1. PIPING ON 91ST FLOOR TO BE PROVIDED WITH SPRING VIBRATION ISOLATION HANGERS. REFER TO SPECIFICATIONS FOR ADDITIONAL INFORMATION.



KEY PLAN:

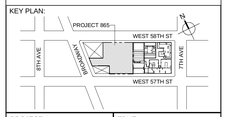

PROJECT NORTH

TRUE NORTH

DEVELOPER:
EXTELL DEVELOPMENT COMPANY
805 THIRD AVENUE, 7TH FLOOR
New York, NY 10022 USA
TEL: 212 712 6000 FAX: 212 712 6100

DESIGN ARCHITECT: Base Building Shell & Core
ADRIAN SMITH + GORDON GILL ARCHITECTURE
111 WEST MONROE STREET SUITE 2300
CHICAGO IL 60603
TEL: 312 920 1888 FAX: 312 920 1775

INTERIOR DESIGNER: Residential
Rottet Architecture and Design Studio, PLLC
298 Fifth Ave, 7th Floor
New York, NY 10001
TEL: 646 998 7000 FAX:

ARCHITECT OF RECORD:Base Building Shell, Core, & Residential
AAI ARCHITECTS, P.C.
401 Wellington St. W., 3rd Floor
Toronto, ON M5V 1E7 Canada
TEL: 416 967 1500 FAX: 416 967 7150

STRUCTURAL ENGINEERS:
WSP CANTOR SEINUK
228 EAST 45th Street
New York, NY 10017 USA
TEL: 212 687 9888 FAX: 646 487 5501

MEP ENGINEERS:
AKF GROUP
One Liberty Plaza, 165 Broadway, 22nd Floor
New York, NY 10006 USA
TEL: 212 354 5656 FAX: 212 354 5668

GEOTECHNICAL ENGINEERS:
Langan Engineering & Environmental Services
21 Penn Plaza - 360 West 31st Street, 8th Floor
New York, NY 10001-2727
TEL: 212 479 5400 FAX: 212 479 5444

CODE CONSULTANTS:
Construction Consulting Associates
100 Church Street
New York, NY 10007
TEL: 212 385 1818 FAX: 212 385 1911

CURTAINWALL CONSULTANT:
AJLP Consulting
40 Worth Street. Suite 826
New York, NY 10013
TEL: 212 757 5659 FAX: 646 219 8508

LANDMARK/PRESERVATION CONSULTANT:
Jan Hird Pokorny Associates, Inc.
39 West 37th Street, 12A
New York, NY 10018
TEL: 212 759 6462 FAX: 212 759 6540

No.	DESCRIPTION	DATE
1	ISSUED FOR SCHEMATIC DESIGN	04 APR 2014
2	ISSUED FOR DESIGN DEVELOPMENT	01 JUL 2014
3	ISSUED FOR DESIGN DEVELOPMENT	31 JUL 2014
4	CD PROGRESS ISSUE 1	15 OCT 2014
5	ISSUED FOR BID - MECHANICAL	15 OCT 2014
6	ISSUED FOR BID - RESIDENTIAL FIT-OUT PIPING	17 NOV 2014
7	DOB SUBMISSION	19 DEC 2014
8	CD PROGRESS ISSUE 5	10 AUG 2015
9	DOB AMENDMENT 2	18 SEP 2015

0 4'-0" 8'-0" 16'-0"

Discrepancies must be reported immediately to the Architect before proceeding. Only figured dimensions are to be used. Contractors must check all dimensions on site. This drawing is protected by copyright.

ALL DIMENSIONS ARE SHOWN IN IMPERIAL.

CONSULTANT:
AKF
ONE LIBERTY PLAZA, 165 BROADWAY, 22nd FLOOR
NEW YORK, NY 10006
T: 212.354.5656 F: 212.354.5668
Arlington / Detroit / Kansas City / Minneapolis / New York
Philadelphia / Princeton / Visalia / Rochester / Deerfield

PROJECT:
217 WEST 57TH STREET
NEW YORK, NY

DRAWING TITLE:
MECHANICAL
93rd and 94th FLOOR PLANS - PIPING

SEAL & SIGNATURE:

STATE OF NEW YORK · MICHAEL H. SCHNEIDER · 075 · 075138 · LICENSED PROFESSIONAL ENGINEER

DATE:	04/04/14
PROJECT No:	Y130747-000
DRAWN: MY	REV:
CHK: PHS	9
SCALE: As indicated	
DWG No:	
M-268.01	
DOB PAGE No:	71 of 116

DOB EMPLOYEE STAMP:

DOB B-SCAN:

36" x 48" Arch E - SHEET SIZE
FILE NAME: C:\Revit Local Files\Y130747-000-AKF-865_MEP15-CENTRAL_jlangner.rvt
PLOT DATE: 9/19/2015 1:45:39 AM

DEPT OF BLDGS 421208305 Job Number
E390501457-05 Scan Code

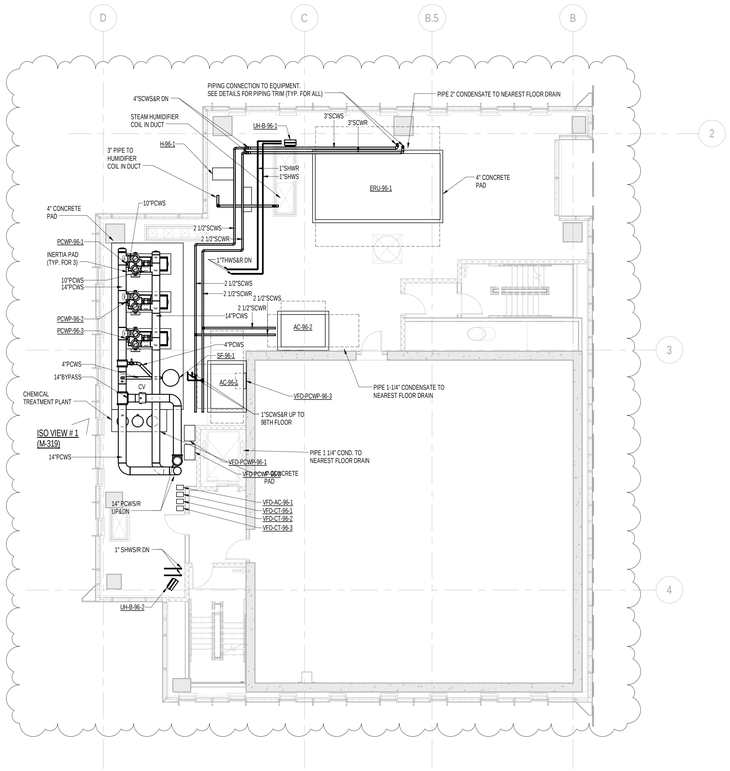

2 96th FLOOR PLAN
SCALE: 1/8" = 1'-0"

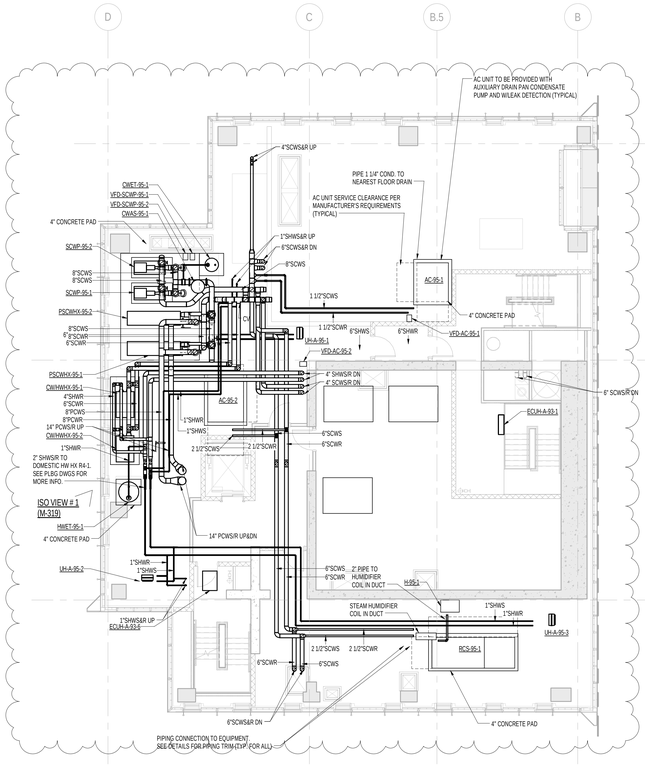

1 95th FLOOR PLAN
SCALE: 1/8" = 1'-0"

PIPING NOTES:

1. RUN CONDENSATE LINE FROM AC UNITS TO NEAREST FLOOR DRAIN. COORDINATE WITH PLUMBING PLANS.
2. ALL PIPING SHALL BE INSULATED PER MECHANICAL SPECIFICATIONS.

KEY PLAN:

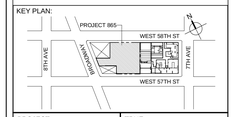

PROJECT NORTH

TRUE NORTH

DEVELOPER:
EXTELL DEVELOPMENT COMPANY
805 THIRD AVENUE, 7TH FLOOR
New York, NY 10022 USA
TEL: 212 712 6000 FAX: 212 712 6100

DESIGN ARCHITECT: Base Building Shell & Core
ADRIAN SMITH + GORDON GILL ARCHITECTURE
111 WEST MONROE STREET SUITE 2300
CHICAGO IL 60603
TEL: 312 920 1888 FAX: 312 920 1775

INTERIOR DESIGNER: Residential
Rottet Architecture and Design Studio, PLLC
298 Fifth Ave, 7th Floor
New York, NY 10001
TEL: 646 998 7000 FAX:

ARCHITECT OF RECORD:Base Building Shell, Core, & Residential
AAI ARCHITECTS, P.C.
401 Wellington St. W., 3rd Floor
Toronto, ON M5V 1E7 Canada
TEL: 416 967 1500 FAX: 416 967 7150

STRUCTURAL ENGINEERS:
WSP CANTOR SEINUK
228 EAST 45th Street
New York, NY 10017 USA
TEL: 212 687 9888 FAX: 646 487 5501

MEP ENGINEERS:
AKF GROUP
One Liberty Plaza, 165 Broadway, 22nd Floor
New York, NY 10006 USA
TEL: 212 354 5656 FAX: 212 354 5668

GEOTECHNICAL ENGINEERS:
Langan Engineering & Environmental Services
21 Penn Plaza - 360 West 31st Street, 8th Floor
New York, NY 10001-2727
TEL: 212 479 5400 FAX: 212 479 5444

CODE CONSULTANTS:
Construction Consulting Associates
100 Church Street
New York, NY 10007
TEL: 212 385 1818 FAX: 212 385 1911

CURTAINWALL CONSULTANT:
AJLP Consulting
40 Worth Street. Suite 826
New York, NY 10013
TEL: 212 757 5659 FAX: 646 219 8508

LANDMARK/PRESERVATION CONSULTANT:
Jan Hird Pokorny Associates, Inc.
39 West 37th Street, 12A
New York, NY 10018
TEL: 212 759 6462 FAX: 212 759 6540

No.	DESCRIPTION	DATE
1	ISSUED FOR SCHEMATIC DESIGN	04 APR 2014
2	ISSUED FOR DESIGN DEVLEOPMENT	01 JUL 2014
3	ISSUED FOR DESIGN DEVLEOPMENT	31 JUL 2014
4	CD PROGRESS ISSUE 1	15 OCT 2014
5	ISSUED FOR BID - MECHANICAL	15 OCT 2014
6	ISSUED FOR BID - RESIDENTIAL FIT-OUT PIPING	17 NOV 2014
7	DOB SUBMISSION	19 DEC 2014
8	CD PROGRESS ISSUE 5	10 AUG 2015
9	DOB AMENDMENT 2	18 SEP 2015

0 4'-0" 8'-0" 16'-0"

Discrepancies must be reported immediately to the Architect before proceeding. Only figured dimensions are to be used. Contractors must check all dimensions on site. This drawing is protected by copyright.

ALL DIMENSIONS ARE SHOWN IN IMPERIAL.

CONSULTANT:
AKF
ONE LIBERTY PLAZA, 165 BROADWAY, 22nd FLOOR
NEW YORK, NY 10006
T: 212.354.5656 F: 212.354.5668
Arlington / Boston / Kansas City / Minneapolis / New York
Philadelphia / Princeton / Fairfax / Rochester / Stamford

PROJECT:
217 WEST 57TH STREET
NEW YORK, NY

DRAWING TITLE:
MECHANICAL
95th and 96th FLOOR PLANS - PIPING

SEAL & SIGNATURE:



DATE:	04/04/14
PROJECT No:	Y130747-000
DRAWN: MY	REV:
CHK: PHS	9
SCALE: As indicated	
DWG No:	
M-269.01	
DOB PAGE No:	72 of 116

DOB EMPLOYEE STAMP:

DOB B-SCAN:

36" x 48" Arch E - SHEET SIZE
FILE NAME: C:\Revit Local Files\Y130747-000-AKF-865_MEP15-CENTRAL_jangmar.rvt
PLOT DATE: 9/18/2015 1:56:37 AM

DEPT OF BLDGS 121263635 Job Number
E3455312003A Scan Code

36" x 48" Arch E - SHEET SIZE

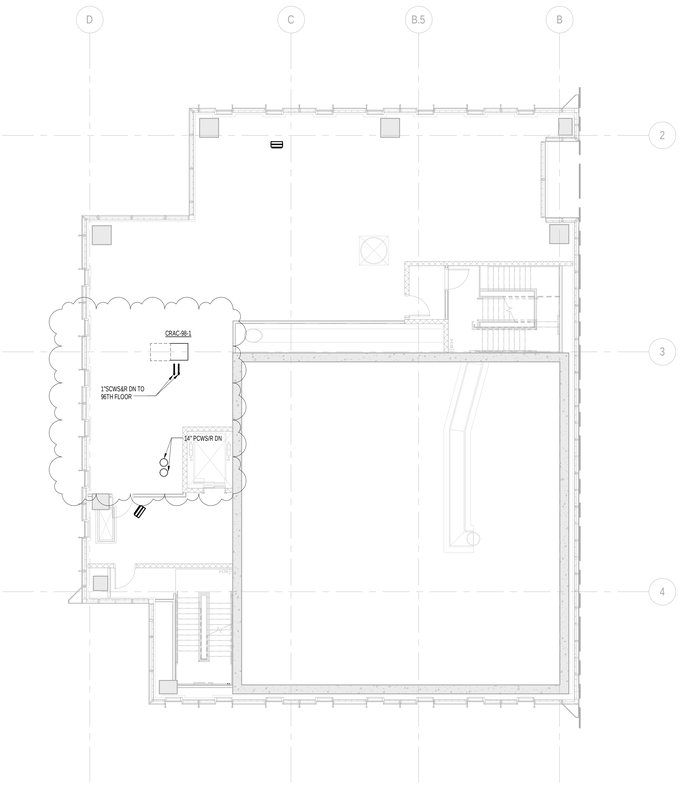

2 98th FLOOR PLAN
SCALE: 1/8" = 1'-0"

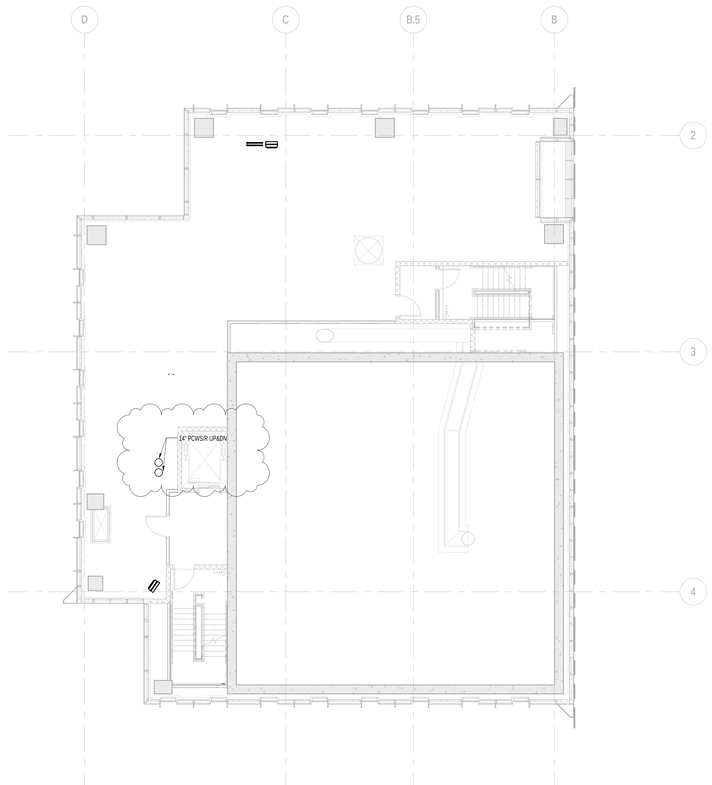

1 97th FLOOR PLAN
SCALE: 1/8" = 1'-0"

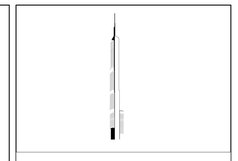

KEY PLAN:

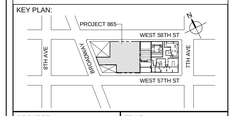

PROJECT NORTH

TRUE NORTH

DEVELOPER:
EXTELL DEVELOPMENT COMPANY
805 THIRD AVENUE, 7TH FLOOR
New York, NY 10022 USA
TEL: 212 712 6000 FAX: 212 712 6100

DESIGN ARCHITECT: Base Building Shell & Core
ADRIAN SMITH + GORDON GILL ARCHITECTURE
111 WEST MONROE STREET SUITE 2300
CHICAGO IL 60603
TEL: 312 920 1888 FAX: 312 920 1775

INTERIOR DESIGNER: Residential
Rottet Architecture and Design Studio, PLLC
298 Fifth Ave, 7th Floor
New York, NY 10001
TEL: 646 998 7000 FAX:

ARCHITECT OF RECORD:Base Building Shell, Core, & Residential
AAI ARCHITECTS, P.C.
401 Wellington St. W., 3rd Floor
Toronto, ON M5V 1E7 Canada
TEL: 416 967 1500 FAX: 416 967 7150

STRUCTURAL ENGINEERS:
WSP CANTOR SEINUK
228 EAST 45th Street
New York, NY 10017 USA
TEL: 212 687 9888 FAX: 646 487 5501

MEP ENGINEERS:
AKF GROUP
One Liberty Plaza, 165 Broadway, 22nd Floor
New York, NY 10006 USA
TEL: 212 354 5656 FAX: 212 354 5668

GEOTECHNICAL ENGINEERS:
Langan Engineering & Environmental Services
21 Penn Plaza - 360 West 31st Street, 8th Floor
New York, NY 10001-2727
TEL: 212 479 5400 FAX: 212 479 5444

CODE CONSULTANTS:
Construction Consulting Associates
100 Church Street
New York, NY 10007
TEL: 212 385 1818 FAX: 212 385 1911

CURTAINWALL CONSULTANT:
AJLP Consulting
40 Worth Street. Suite 826
New York, NY 10013
TEL: 212 757 5659 FAX: 646 219 8508

LANDMARK/PRESERVATION CONSULTANT:
Jan Hird Pokorny Associates, Inc.
39 West 37th Street, 12A
New York, NY 10018
TEL: 212 759 6462 FAX: 212 759 6540

No.	DESCRIPTION	DATE
1	ISSUED FOR SCHEMATIC DESIGN	04 APR 2014
2	ISSUED FOR DESIGN DEVELOPMENT	01 JUL 2014
3	ISSUED FOR DESIGN DEVELOPMENT	31 JUL 2014
4	CD PROGRESS ISSUE 1	15 OCT 2014
5	ISSUED FOR BID - MECHANICAL	15 OCT 2014
6	DOB SUBMISSION	19 DEC 2014
7	CD PROGRESS ISSUE 5	10 AUG 2015
8	DOB AMENDMENT 2	18 SEP 2015

0 4'-0" 8'-0" 16'-0"

Discrepancies must be reported immediately to the Architect before proceeding. Only figured dimensions are to be used. Contractors must check all dimensions on site. This drawing is protected by copyright.

ALL DIMENSIONS ARE SHOWN IN IMPERIAL.

CONSULTANT:
AKF
ONE LIBERTY PLAZA, 165 BROADWAY, 22nd FLOOR
NEW YORK, NY 10006
T: 212.354.5656 F: 212.354.5668
Arlington / Boston / Mexico City / Minneapolis / New York
Philadelphia / Houston / Tysons / Toronto / Zurich

PROJECT:
217 WEST 57TH STREET
NEW YORK, NY

DRAWING TITLE:
MECHANICAL
97th and 98th FLOOR PLANS - PIPING

SEAL & SIGNATURE:

STATE OF NEW YORK · DEPARTMENT OF BUILDINGS · LICENSED PROFESSIONAL ENGINEER

DATE:	04/04/14
PROJECT No:	Y130747-000
DRAWN: MY	REV: 8
CHK: PHS	
SCALE: 1/8" = 1'-0"	
DWG No:	M-270.01
DOB PAGE No:	73 of 116

DOB EMPLOYEE STAMP:

DOB B-SCAN:

FILE NAME: C:\Revit Local Files\Y130747-000-AKF-865_MEP15-CENTRAL_jlangner.rvt
PLOT DATE: 9/18/2015 3:56:49 AM

DEPT OF BLDGS 121263635 Job Number
E3B7011997S Scan Code

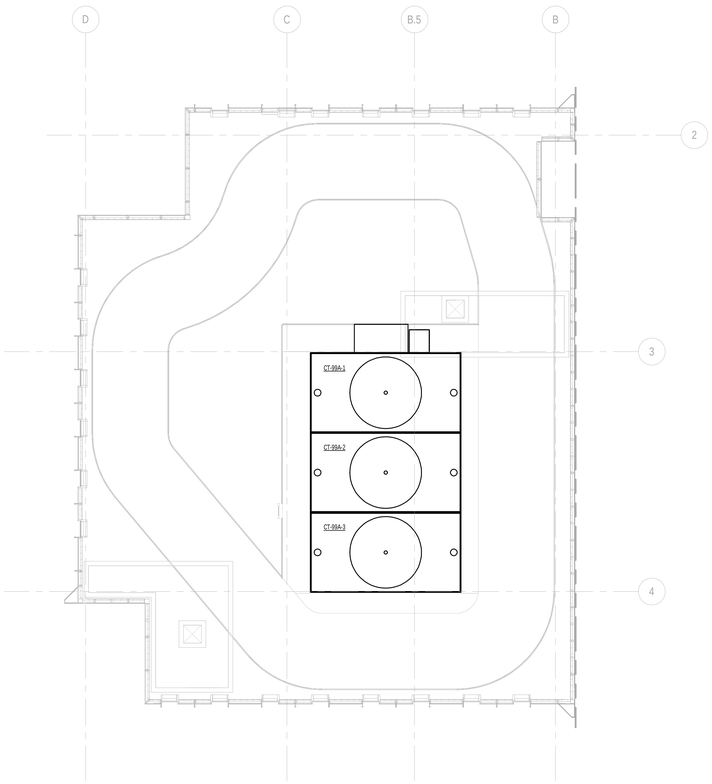

2 BMU FLOOR PLAN
SCALE: 1/8" = 1'-0"

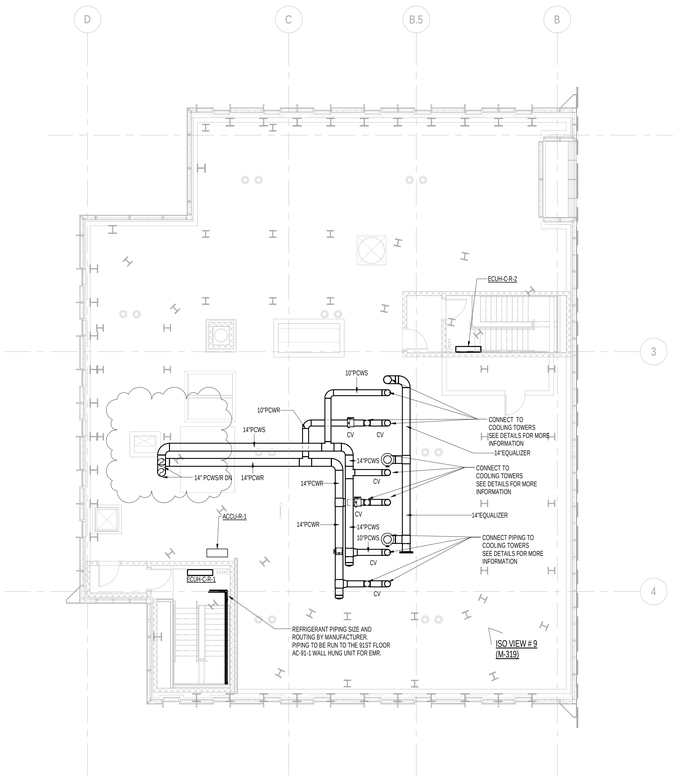

1 99th FLOOR PLAN
SCALE: 1/8" = 1'-0"

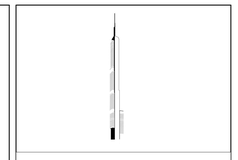

KEY PLAN:

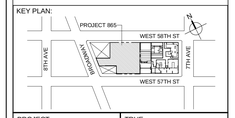

PROJECT NORTH

TRUE NORTH

DEVELOPER:
EXTELL DEVELOPMENT COMPANY
805 THIRD AVENUE, 7TH FLOOR
New York, NY 10022 USA
TEL: 212 712 6000 FAX: 212 712 6100

DESIGN ARCHITECT: Base Building Shell & Core
ADRIAN SMITH + GORDON GILL ARCHITECTURE
111 WEST MONROE STREET SUITE 2300
CHICAGO IL 60603
TEL: 312 920 1888 FAX: 312 920 1775

INTERIOR DESIGNER: Residential
Rottet Architecture and Design Studio, PLLC
298 Fifth Ave, 7th Floor
New York, NY 10001
TEL: 646 998 7000 FAX:

ARCHITECT OF RECORD:Base Building Shell, Core, & Residential
AAI ARCHITECTS, P.C.
401 Wellington St. W., 3rd Floor
Toronto, ON M5V 1E7 Canada
TEL: 416 967 1500 FAX: 416 967 7150

STRUCTURAL ENGINEERS:
WSP CANTOR SEINUK
228 EAST 45th Street
New York, NY 10017 USA
TEL: 212 687 9888 FAX: 646 487 5501

MEP ENGINEERS:
AKF GROUP
One Liberty Plaza, 165 Broadway, 22nd Floor
New York, NY 10006 USA
TEL: 212 354 5656 FAX: 212 354 5668

GEOTECHNICAL ENGINEERS:
Langan Engineering & Environmental Services
21 Penn Plaza - 360 West 31st Street, 8th Floor
New York, NY 10001-2727
TEL: 212 479 5400 FAX: 212 479 5444

CODE CONSULTANTS:
Construction Consulting Associates
100 Church Street
New York, NY 10007
TEL: 212 385 1818 FAX: 212 385 1911

CURTAINWALL CONSULTANT:
AJLP Consulting
40 Worth Street. Suite 826
New York, NY 10013
TEL: 212 757 5659 FAX: 646 219 8508

LANDMARK/PRESERVATION CONSULTANT:
Jan Hird Pokorny Associates, Inc.
39 West 37th Street, 12A
New York, NY 10018
TEL: 212 759 6462 FAX: 212 759 6540

No.	DESCRIPTION	DATE
1	ISSUED FOR SCHEMATIC DESIGN	04 APR 2014
2	ISSUED FOR DESIGN DEVELOPMENT	01 JUL 2014
3	ISSUED FOR DESIGN DEVELOPMENT	31 JUL 2014
4	CD PROGRESS ISSUE 1	15 OCT 2014
5	ISSUED FOR BID - MECHANICAL	15 OCT 2014
6	DOB SUBMISSION	19 DEC 2014
7	CD PROGRESS ISSUE 5	10 AUG 2015
8	DOB AMENDMENT 2	18 SEP 2015

0 4' - 0" 8' - 0" 16' - 0"

Discrepancies must be reported immediately to the Architect before proceeding. Only figured dimensions are to be used. Contractors must check all dimensions on site. This drawing is protected by copyright.

ALL DIMENSIONS ARE SHOWN IN IMPERIAL.

CONSULTANT:
A|K F
ONE LIBERTY PLAZA, 165 BROADWAY, 22nd FLOOR
NEW YORK, NY 10006
T: 212.354.5656 F: 212.354.5668
Arlington / Boston / Mexico City / Minneapolis / New York
Philadelphia / Princeton / Puebla / Rochester / Stamford

PROJECT:

217 WEST 57TH STREET
NEW YORK, NY

DRAWING TITLE:

MECHANICAL
99th and BMU FLOOR PLANS - PIPING

SEAL & SIGNATURE:

STATE OF NEW YORK · PHILIP H. SCHWEIGER · 075 · 075-075 · LICENSED PROFESSIONAL ENGINEER

DATE:	04/04/14
PROJECT No:	Y130747-000
DRAWN: MY	REV: 8
CHK: PHS	
SCALE: 1/8" = 1'-0"	
DWG No:	**M-271.01**
DOB PAGE No:	74 of 116

DOB EMPLOYEE STAMP:

DOB B-SCAN:

36" x 48" Arch E - SHEET SIZE
FILE NAME: C:\Revit Local Files\Y130747-000-AAF-865_MEP15-CENTRAL_jlangner.rvt
PLOT DATE: 9/18/2015 9:48:05 AM

DEPT OF BLDGS 121206305 Job Number
E312437374 Scan Code

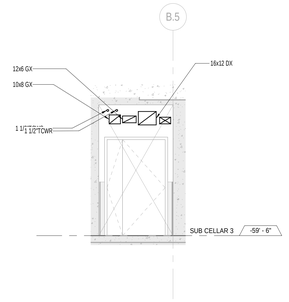

1 SC3 - G.L. 4 ELEVATION
SCALE: 1/4" = 1'-0"

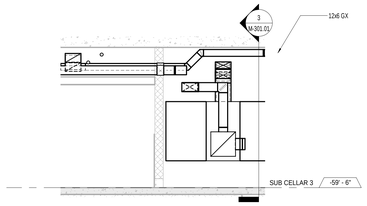

2 SC3 - G.L. 3 ELEVATION
SCALE: 1/4" = 1'-0"

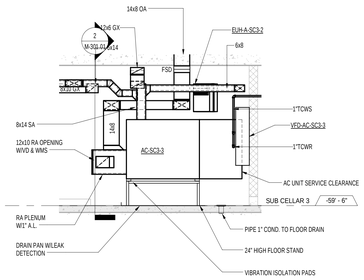

3 SC3 - AC-SC3-3 ELEVATION
SCALE: 1/4" = 1'-0"

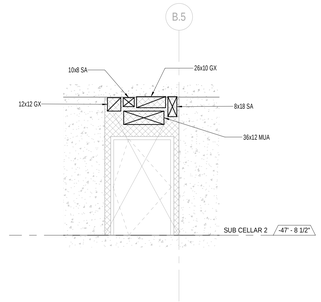

4 SC2 - G.L. 4 ELEVATION
SCALE: 1/4" = 1'-0"

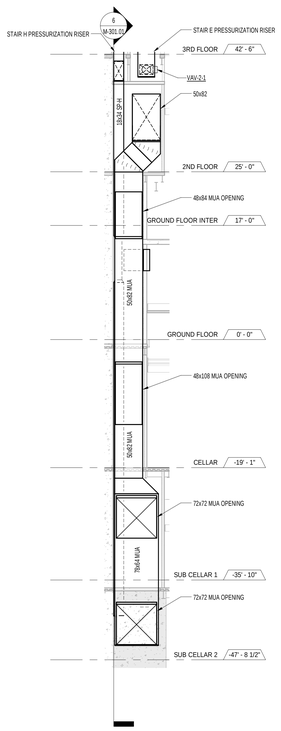

5 2ND FLOOR - RETAIL POST FIRE SMOKE PURGE MAKE-UP AIR RISER ELEVATION - E/W
SCALE: 1/8" = 1'-0"

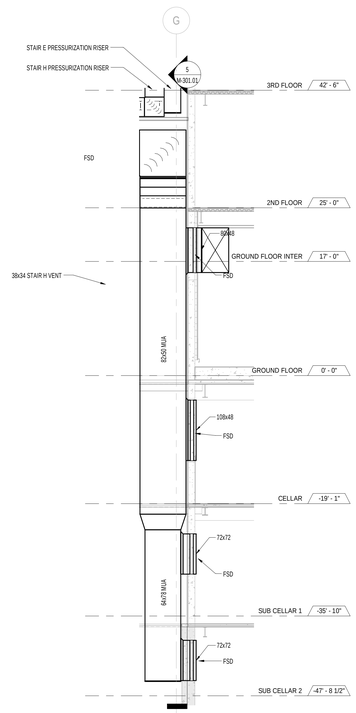

6 2ND FLOOR - RETAIL POST FIRE SMOKE PURGE MAKE-UP AIR RISER ELEVATION - N/S
SCALE: 1/8" = 1'-0"

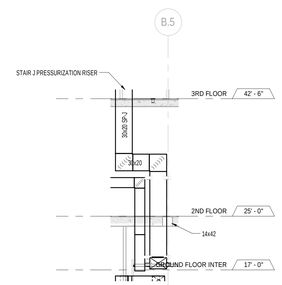

7 2ND FLOOR - STAIR J PRESSURIZATION RISER ELEVATION
SCALE: 1/8" = 1'-0"

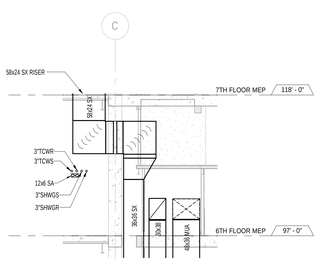

8 6TH FLOOR - PSFP, STAIR VENT, & MUA RISER ELEVATION
SCALE: 1/8" = 1'-0"

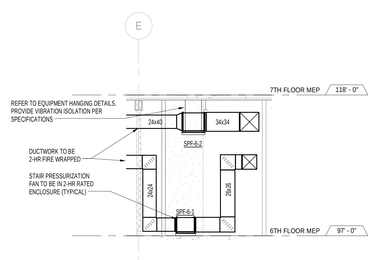

9 6TH FLOOR - SPF 6-1 & 2 ELEVATION
SCALE: 1/8" = 1'-0"

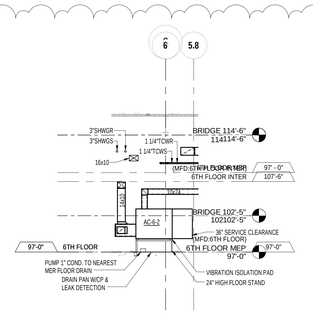

10 6TH FLOOR - AC-6-2 ELEVATION1
SCALE: 1/8" = 1'-0"

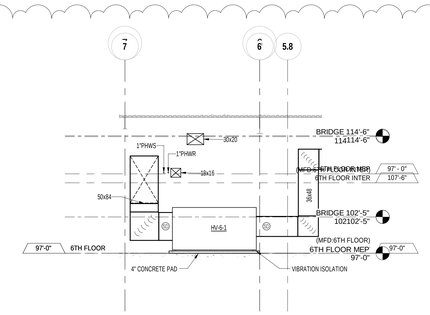

11 6TH FLOOR - HV-6-1 ELEVATION
SCALE: 1/8" = 1'-0"

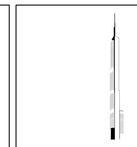

KEY PLAN:

PROJECT NORTH

TRUE NORTH

DEVELOPER:
EXTELL DEVELOPMENT COMPANY
805 THIRD AVENUE, 7TH FLOOR
New York, NY 10022 USA
TEL: 212 712 6000 FAX: 212 712 6100

DESIGN ARCHITECT: Base Building Shell & Core
ADRIAN SMITH + GORDON GILL ARCHITECTURE
111 WEST MONROE STREET SUITE 2300
CHICAGO IL 60603
TEL: 312 920 1888 FAX: 312 920 1775

INTERIOR DESIGNER: Residential
Rottet Architecture and Design Studio, PLLC
298 Fifth Ave, 7th Floor
New York, NY 10001
TEL: 646 998 7000 FAX:

ARCHITECT OF RECORD:Base Building Shell, Core, & Residential
AAI ARCHITECTS, P.C.
401 Wellington St. W., 3rd Floor
Toronto, ON M5V 1E7 Canada
TEL: 416 967 1500 FAX: 416 967 7150

STRUCTURAL ENGINEERS:
WSP CANTOR SEINUK
228 EAST 45th Street
New York, NY 10017 USA
TEL: 212 687 9888 FAX: 646 487 5501

MEP ENGINEERS:
AKF GROUP
One Liberty Plaza, 165 Broadway, 22nd Floor
New York, NY 10006 USA
TEL: 212 354 5656 FAX: 212 354 5668

GEOTECHNICAL ENGINEERS:
Langan Engineering & Environmental Services
21 Penn Plaza - 360 West 31st Street, 8th Floor
New York, NY 10001-2727
TEL: 212 479 5400 FAX: 212 479 5444

CODE CONSULTANTS:
Construction Consulting Associates
100 Church Street
New York, NY 10007
TEL: 212 385 1818 FAX: 212 385 1911

CURTAINWALL CONSULTANT:
AJLP Consulting
40 Worth Street. Suite 826
New York, NY 10013
TEL: 212 757 5659 FAX: 646 219 8508

LANDMARK/PRESERVATION CONSULTANT:
Jan Hird Pokorny Associates, Inc.
39 West 37th Street, 12A
New York, NY 10018
TEL: 212 759 6462 FAX: 212 759 6540

No.	DESCRIPTION	DATE
1	DOB SUBMISSION	19 DEC 2014
2	CD PROGRESS ISSUE 4	01 JUN 2015
3	CD PROGRESS ISSUE 5	10 AUG 2015
4	DOB AMENDMENT 2	18 SEP 2015

0 4' - 0" 8' - 0" 16' - 0"

Discrepancies must be reported immediately to the Architect before proceeding. Only figured dimensions are to be used. Contractors must check all dimensions on site. This drawing is protected by copyright.

ALL DIMENSIONS ARE SHOWN IN IMPERIAL.

CONSULTANT:
AKF
ONE LIBERTY PLAZA, 165 BROADWAY, 22nd FLOOR
NEW YORK, NY 10006
T: 212.354.5656 F: 212.354.5668
Arlington / Boston / Mexico City / Minneapolis / New York
Philadelphia / Princeton / Puebla / Rochester / Stamford

PROJECT:
217 WEST 57TH STREET
NEW YORK, NY

DRAWING TITLE:
MECHANICAL
SECTIONS - LOWER LEVELS

SEAL & SIGNATURE:

STATE OF NEW YORK · JAMES H. PHS · 075 · LICENSED PROFESSIONAL ENGINEER

DATE:	12/15/14
PROJECT No:	Y130747-000
DRAWN: AZ	REV: 4
CHK: PHS	
SCALE: AS NOTED	
DWG No:	**M-301.01**
DOB PAGE No:	75 of 116

DOB EMPLOYEE STAMP:

DOB B-SCAN:

36" x 48" Arch E - SHEET SIZE
FILE NAME: C:\Revit Local Files\Y130747-000-AKF-BIS_MEP15-CENTRAL_jlangner.rvt
PLOT DATE: 9/18/2015 6:46:38 AM

DEPT OF BLDGS 121230305 Job Number
E300503305025 Scan Code

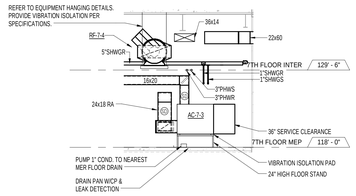

1 7TH FLOOR - AC-7-3 ELEVATION
SCALE: 1/8" = 1'-0"

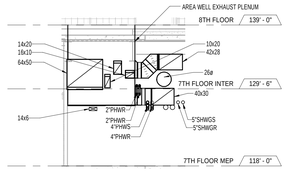

2 7TH FLOOR - AREA WELL EXHAUST PLENUM ELEVATION
SCALE: 1/8" = 1'-0"

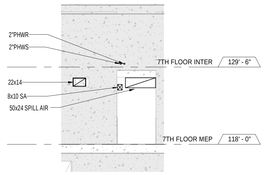

3 7TH FLOOR - G.L. 3 DUCTWORK ELEVATION
SCALE: 1/8" = 1'-0"

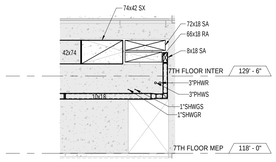

4 7TH FLOOR - G.L. 5 DUCTWORK ELEVATION
SCALE: 1/8" = 1'-0"

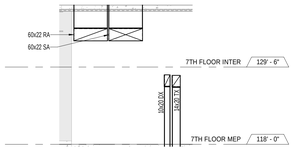

5 7TH FLOOR - G.L. C DUCTWORK ELEVATION
SCALE: 1/8" = 1'-0"

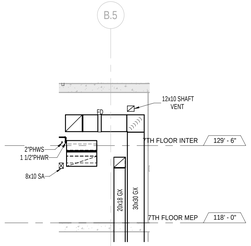

6 7TH FLOOR - DUCTWORK ELEVATION 1
SCALE: 1/8" = 1'-0"

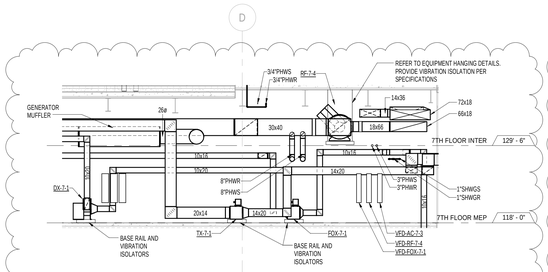

7 7TH FLOOR - DUCTWORK ELEVATION 2
SCALE: 1/8" = 1'-0"

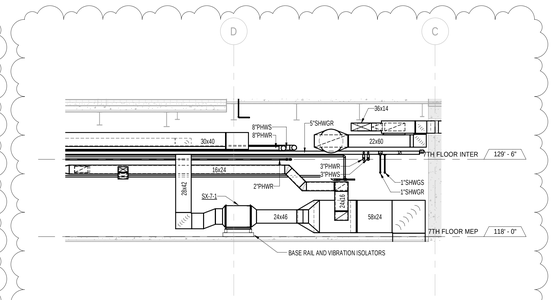

8 7TH FLOOR - DUCTWORK ELEVATION 3
SCALE: 1/8" = 1'-0"

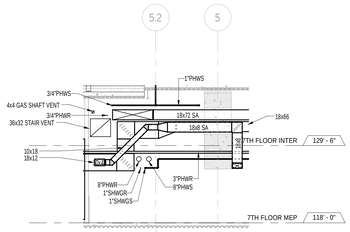

9 7TH FLOOR - DUCTWORK ELEVATION 4
SCALE: 1/8" = 1'-0"

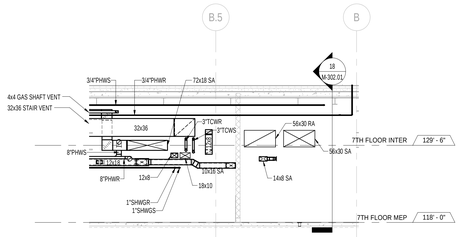

10 7TH FLOOR - DUCTWORK ELEVATION 5
SCALE: 1/8" = 1'-0"

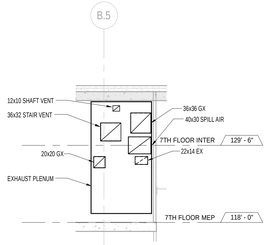

11 7TH FLOOR - NORTHEAST EXHAUST LOUVER ELEVATION
SCALE: 1/8" = 1'-0"

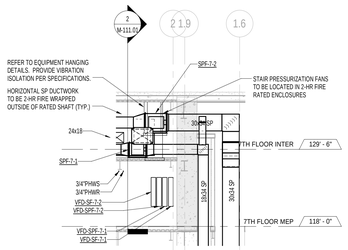

12 7TH FLOOR - SPF-7-1 & 2 ELEVATION
SCALE: 1/8" = 1'-0"

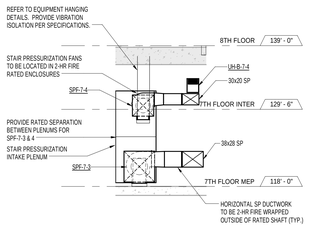

13 7TH FLOOR - SPF-7-3 & 4 ELEVATION
SCALE: 1/8" = 1'-0"

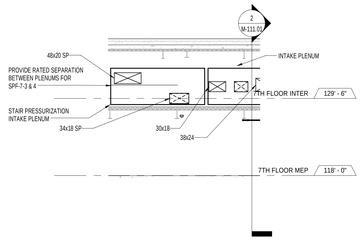

14 7TH FLOOR - WEST INTAKE LOUVERS ELEVATION
SCALE: 1/8" = 1'-0"

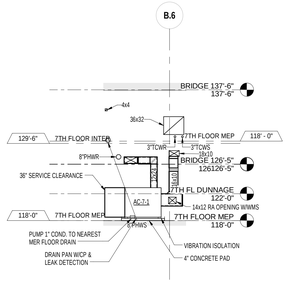

15 7TH FLOOR - AC-7-1 ELEVATION
SCALE: 1/8" = 1'-0"

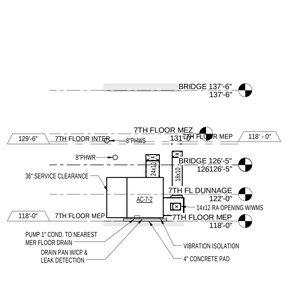

16 7TH FLOOR - AC-7-2 ELEVATION
SCALE: 1/8" = 1'-0"

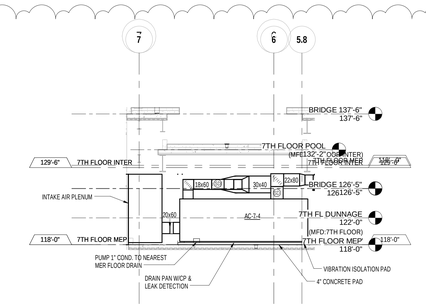

17 7TH FLOOR - AC-7-4 ELEVATION
SCALE: 1/8" = 1'-0"

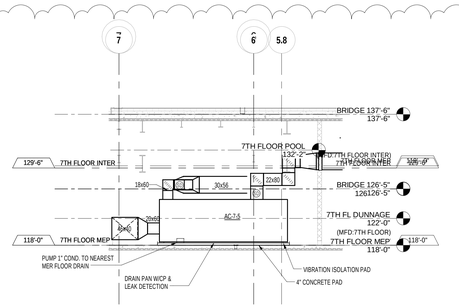

18 7TH FLOOR - AC-7-5 ELEVATION
SCALE: 1/8" = 1'-0"

KEY PLAN:

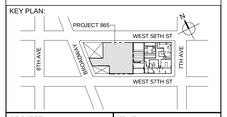

PROJECT NORTH | TRUE NORTH

DEVELOPER:
EXTELL DEVELOPMENT COMPANY
805 THIRD AVENUE, 7TH FLOOR
New York, NY 10022 USA
TEL: 212 712 6000 FAX: 212 712 6100

DESIGN ARCHITECT: Base Building Shell & Core
ADRIAN SMITH + GORDON GILL ARCHITECTURE
111 WEST MONROE STREET SUITE 2300
CHICAGO IL 60603
TEL: 312 920 1888 FAX: 312 920 1775

INTERIOR DESIGNER: Residential
Rottet Architecture and Design Studio, PLLC
298 Fifth Ave, 7th Floor
New York, NY 10001
TEL: 646 998 7000 FAX:

ARCHITECT OF RECORD:Base Building Shell, Core, & Residential
AAI ARCHITECTS, P.C.
401 Wellington St. W., 3rd Floor
Toronto, ON M5V 1E7 Canada
TEL: 416 967 1500 FAX: 416 967 7150

STRUCTURAL ENGINEERS:
WSP CANTOR SEINUK
228 EAST 45th Street
New York, NY 10017 USA
TEL: 212 687 9888 FAX: 646 487 5501

MEP ENGINEERS:
AKF GROUP
One Liberty Plaza, 165 Broadway, 22nd Floor
New York, NY 10006 USA
TEL: 212 354 5656 FAX: 212 354 5668

GEOTECHNICAL ENGINEERS:
Langan Engineering & Environmental Services
21 Penn Plaza - 360 West 31st Street, 8th Floor
New York, NY 10001-2727
TEL: 212 479 5400 FAX: 212 479 5444

CODE CONSULTANTS:
Construction Consulting Associates
100 Church Street
New York, NY 10007
TEL: 212 385 1818 FAX: 212 385 1911

CURTAINWALL CONSULTANT:
AJLP Consulting
40 Worth Street. Suite 826
New York, NY 10013
TEL: 212 757 5659 FAX: 646 219 8508

LANDMARK/PRESERVATION CONSULTANT:
Jan Hird Pokorny Associates, Inc.
39 West 37th Street, 12A
New York, NY 10018
TEL: 212 759 6462 FAX: 212 759 6540

No.	DESCRIPTION	DATE
1	DOB SUBMISSION	19 DEC 2014
2	CD PROGRESS ISSUE 3	09 MAR 2015
3	CD PROGRESS ISSUE 4	01 JUN 2015
4	CD PROGRESS ISSUE 5	10 AUG 2015
5	DOB AMENDMENT 2	18 SEP 2015

0 4' - 0" 8' - 0" 16' - 0"

Discrepancies must be reported immediately to the Architect before proceeding. Only figured dimensions are to be used. Contractors must check all dimensions on site. This drawing is protected by copyright.

ALL DIMENSIONS ARE SHOWN IN IMPERIAL.

CONSULTANT:
AKF
ONE LIBERTY PLAZA, 165 BROADWAY, 22nd FLOOR
NEW YORK, NY 10006
T: 212.354.5656 F: 212.354.5668
Arlington / Boston / Mexico City / Minneapolis / New York
Philadelphia / Princeton / Puebla / Rochester / Stamford

PROJECT:
217 WEST 57TH STREET
NEW YORK, NY

DRAWING TITLE:
MECHANICAL
SECTIONS - LOWER LEVELS

SEAL & SIGNATURE:

DATE:	12/15/14
PROJECT No:	Y130747-000
DRAWN: AZ	REV: 5
CHK: PHS	
SCALE: 1/8" = 1'-0"	
DWG No:	**M-302.01**
DOB PAGE No:	76 of 116

DOB EMPLOYEE STAMP: DOB B-SCAN:

36" x 48" Arch E SHEET SIZE
FILE NAME: C:\Revit Local Files\130747-000-AKF-BBL_MEP15-CENTRAL_jlangner.rvt
PLOT DATE 9/18/2015 5:47:36 AM

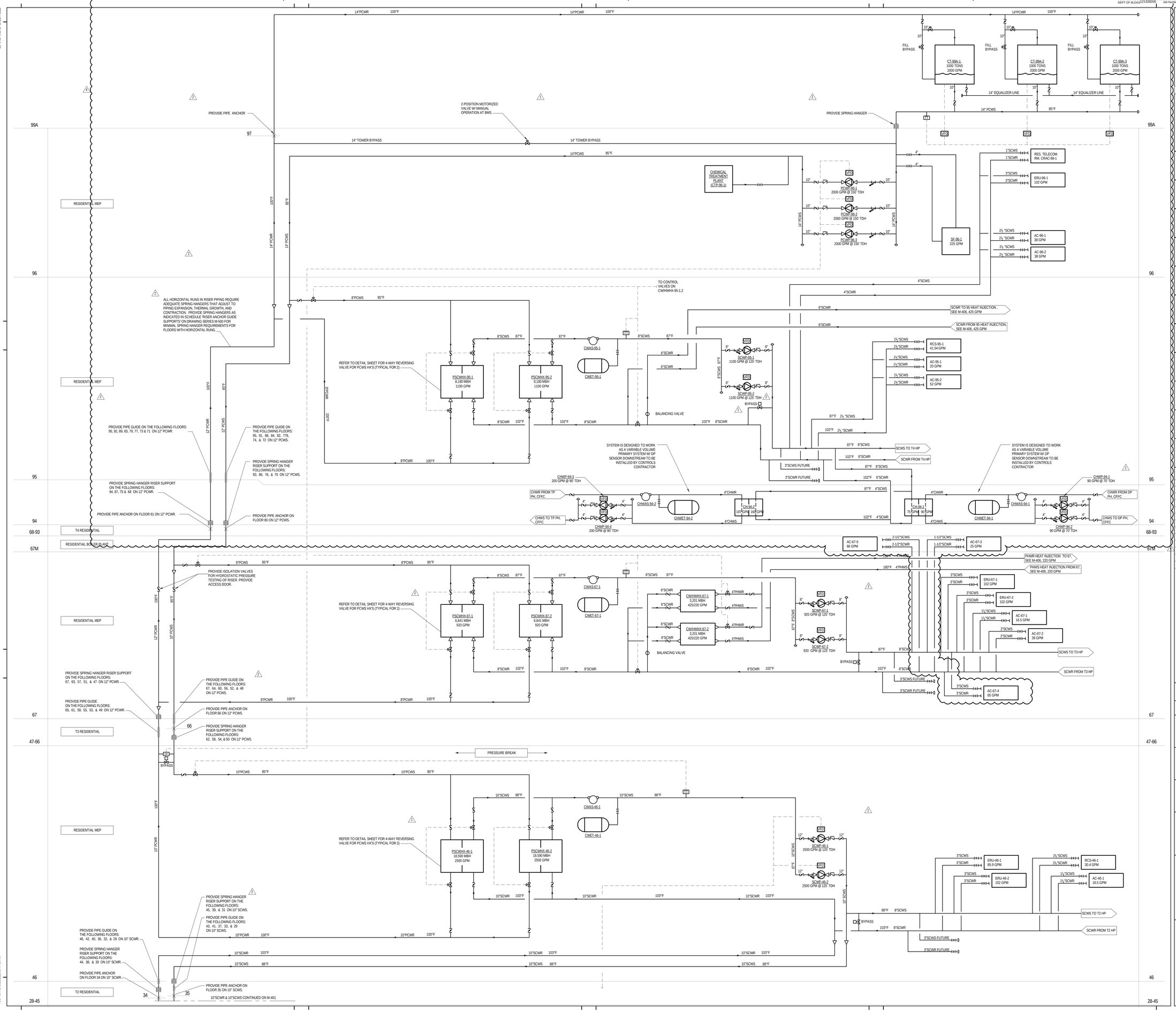

KEY PLAN:

PROJECT NORTH

TRUE NORTH

DEVELOPER:
EXTELL DEVELOPMENT COMPANY
805 THIRD AVENUE, 7TH FLOOR
New York, NY 10022 USA
TEL: 212 712 6000 FAX: 212 712 6100

DESIGN ARCHITECT: Base Building Shell & Core
ADRIAN SMITH + GORDON GILL ARCHITECTURE
111 WEST MONROE STREET SUITE 2300
CHICAGO IL 60603
TEL: 312 920 1888 FAX: 312 920 1775

INTERIOR DESIGNER: Residential
Rottet Architecture and Design Studio, PLLC
298 Fifth Ave, 7th Floor
New York, NY 10001
TEL: 646 998 7000 FAX:

ARCHITECT OF RECORD:Base Building Shell, Core, & Residential
AAI ARCHITECTS, P.C.
401 Wellington St. W., 3rd Floor
Toronto, ON M5V 1E7 Canada
TEL: 416 967 1500 FAX: 416 967 7150

STRUCTURAL ENGINEERS:
WSP CANTOR SEINUK
228 EAST 45th Street
New York, NY 10017 USA
TEL: 212 687 9888 FAX: 646 487 5501

MEP ENGINEERS:
AKF GROUP
One Liberty Plaza, 165 Broadway, 22nd Floor
New York, NY 10006 USA
TEL: 212 354 5656 FAX: 212 354 5668

GEOTECHNICAL ENGINEERS:
Langan Engineering & Environmental Services
21 Penn Plaza - 360 West 31st Street, 8th Floor
New York, NY 10001-2727
TEL: 212 479 5400 FAX: 212 479 5444

CODE CONSULTANTS:
Construction Consulting Associates
100 Church Street
New York, NY 10007
TEL: 212 385 1818 FAX: 212 385 1911

CURTAINWALL CONSULTANT:
AJLP Consulting
40 Worth Street, Suite 826
New York, NY 10013
TEL: 212 757 5659 FAX: 646 219 8508

LANDMARK/PRESERVATION CONSULTANT:
Jan Hird Pokorny Associates, Inc.
39 West 37th Street, 12th
New York, NY 10018
TEL: 212 759 6462 FAX: 212 759 6540

No.	DESCRIPTION	DATE
1	ISSUED FOR SCHEMATIC DESIGN	04 APR 2014
2	ISSUED FOR DESIGN DEVELOPMENT	01 JUL 2014
3	ISSUED FOR DESIGN DEVELOPMENT	31 JUL 2014
4	CD PROGRESS ISSUE 1	15 OCT 2014
5	ISSUED FOR BID - MECHANICAL	15 OCT 2014
6	DOB SUBMISSION	19 DEC 2014
7	CD PROGRESS ISSUE 3	09 MAR 2015
8	CD PROGRESS ISSUE 5	10 AUG 2015
9	DOB AMENDMENT 2	18 SEP 2015

0 4'-0" 8'-0" 16'-0"

Discrepancies must be reported immediately to the Architect before proceeding. Only figured dimensions are to be used. Contractors must check all dimensions on site. This drawing is protected by copyright.

ALL DIMENSIONS ARE SHOWN IN IMPERIAL.

CONSULTANT:
AKF
ONE LIBERTY PLAZA, 165 BROADWAY, 22nd FLOOR
NEW YORK, NY 10006
T: 212.354.5656 F: 212.354.5668
Philadelphia • Los Angeles • Chicago • Dallas • Houston • Denver • Seattle • Washington • Toronto • Toronto • Toronto

PROJECT:
217 WEST 57TH STREET
NEW YORK, NY

DRAWING TITLE:
MECHANICAL
CONDENSER WATER RISER DIAGRAM

SEAL & SIGNATURE:
STATE OF NEW YORK · PHILIP H. SCHUTZ · LICENSED PROFESSIONAL ENGINEER

DATE:	04/04/14
PROJECT No:	Y130747-000
DRAWN: MY	REV: 9
CHK: PHS	
SCALE: NONE	
DWG No:	M-400.01
DOB PAGE No:	80 of 116

DOB EMPLOYEE STAMP:

DOB B-SCAN:

FILE NAME: C:\Revit Local Files\Y130747-000-AKF-MEP_MEP15-CENTRAL_jlangner.rvt
PLOT DATE: 9/18/2015 5:47:45 AM

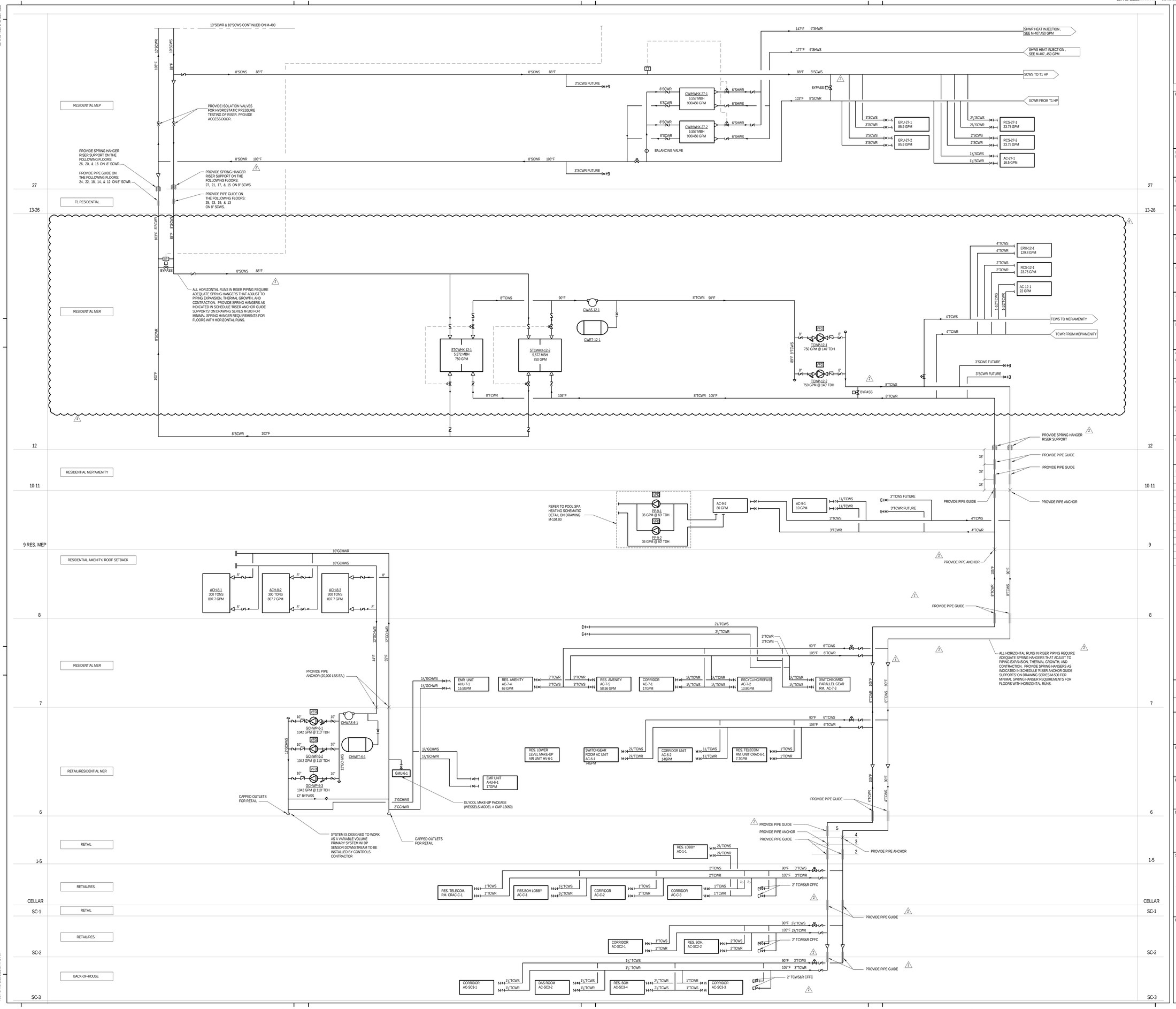

KEY PLAN:

PROJECT NORTH

TRUE NORTH

DEVELOPER:
EXTELL DEVELOPMENT COMPANY
805 THIRD AVENUE, 7TH FLOOR
New York, NY 10022 USA
TEL: 212 712 6000 FAX: 212 712 6100

DESIGN ARCHITECT: Base Building Shell & Core
ADRIAN SMITH + GORDON GILL ARCHITECTURE
111 WEST MONROE STREET SUITE 2300
CHICAGO IL 60603
TEL: 312 920 1888 FAX: 312 920 1775

INTERIOR DESIGNER: Residential
Rottet Architecture and Design Studio, PLLC
298 Fifth Ave, 7th Floor
New York, NY 10001
TEL: 646 998 7000 FAX:

ARCHITECT OF RECORD:Base Building Shell, Core, & Residential
AAI ARCHITECTS, P.C.
401 Wellington St. W., 3rd Floor
Toronto, ON M5V 1E7 Canada
TEL: 416 967 1500 FAX: 416 967 7150

STRUCTURAL ENGINEERS:
WSP CANTOR SEINUK
228 EAST 45th Street
New York, NY 10017 USA
TEL: 212 687 9888 FAX: 646 487 5501

MEP ENGINEERS:
AKF GROUP
One Liberty Plaza, 165 Broadway, 22nd Floor
New York, NY 10006 USA
TEL: 212 354 5656 FAX: 212 354 5668

GEOTECHNICAL ENGINEERS:
Langan Engineering & Environmental Services
21 Penn Plaza - 360 West 31st Street, 8th Floor
New York, NY 10001-2727
TEL: 212 479 5400 FAX: 212 479 5444

CODE CONSULTANTS:
Construction Consulting Associates
100 Church Street
New York, NY 10007
TEL: 212 385 1818 FAX: 212 385 1911

CURTAINWALL CONSULTANT:
AJLP Consulting
40 Worth Street. Suite 826
New York, NY 10013
TEL: 212 757 5659 FAX: 646 219 8508

LANDMARK/PRESERVATION CONSULTANT:
Jan Hird Pokorny Associates, Inc.
39 West 37th Street, 12A
New York, NY 10018
TEL: 212 759 6462 FAX: 212 759 6540

No.	DESCRIPTION	DATE
1	ISSUED FOR SCHEMATIC DESIGN	04 APR 2014
2	ISSUED FOR DESIGN DEVELOPMENT	01 JUL 2014
3	ISSUED FOR DESIGN DEVELOPMENT	31 JUL 2014
4	CD PROGRESS ISSUE 1	15 OCT 2014
5	ISSUED FOR BID - MECHANICAL	15 OCT 2014
6	DOB SUBMISSION	19 DEC 2014
7	CD PROGRESS ISSUE 3	09 MAR 2015
8	CD PROGRESS ISSUE 4	01 JUN 2015
9	CD PROGRESS ISSUE 5	10 AUG 2015
10	DOB AMENDMENT 2	18 SEP 2015

0 4' - 0" 8' - 0" 16' - 0"

Discrepancies must be reported immediately to the Architect before proceeding. Only figured dimensions are to be used. Contractors must check all dimensions on site. This drawing is protected by copyright.

ALL DIMENSIONS ARE SHOWN IN IMPERIAL.

CONSULTANT:
AKF
ONE LIBERTY PLAZA, 165 BROADWAY, 22nd FLOOR
NEW YORK, NY 10006
T: 212.354.5656 F: 212.354.5668
Atlanta • Denver • Hong Kong • Houston • Irvine
Philadelphia • Phoenix • Seattle • Washington • Zurich

PROJECT:
217 WEST 57TH STREET
NEW YORK, NY

DRAWING TITLE:
MECHANICAL
CONDENSER WATER RISER DIAGRAM

SEAL & SIGNATURE:

DATE:	04/04/14
PROJECT No:	V130747-000
DRAWN: MY	REV:
CHK: PHS	10
SCALE: NONE	
DWG No:	M-401.01
DOB PAGE No:	81 of 116

DOB EMPLOYEE STAMP:

DOB B-SCAN:

DEPT OF BLDGS 421263825 Job Number
E564457235 Scan Code
36" x 48" Arch E- SHEET SIZE
FILE NAME: C:\Revit Local Files\V130747-000-AAF-865_MEP15-CENTRAL_Jianghan.rvt
PLOT DATE: 4/3/2014 3:14:28 AM

DEPT OF BLDGS 121282505 Job Number
E533458105 Scan Code

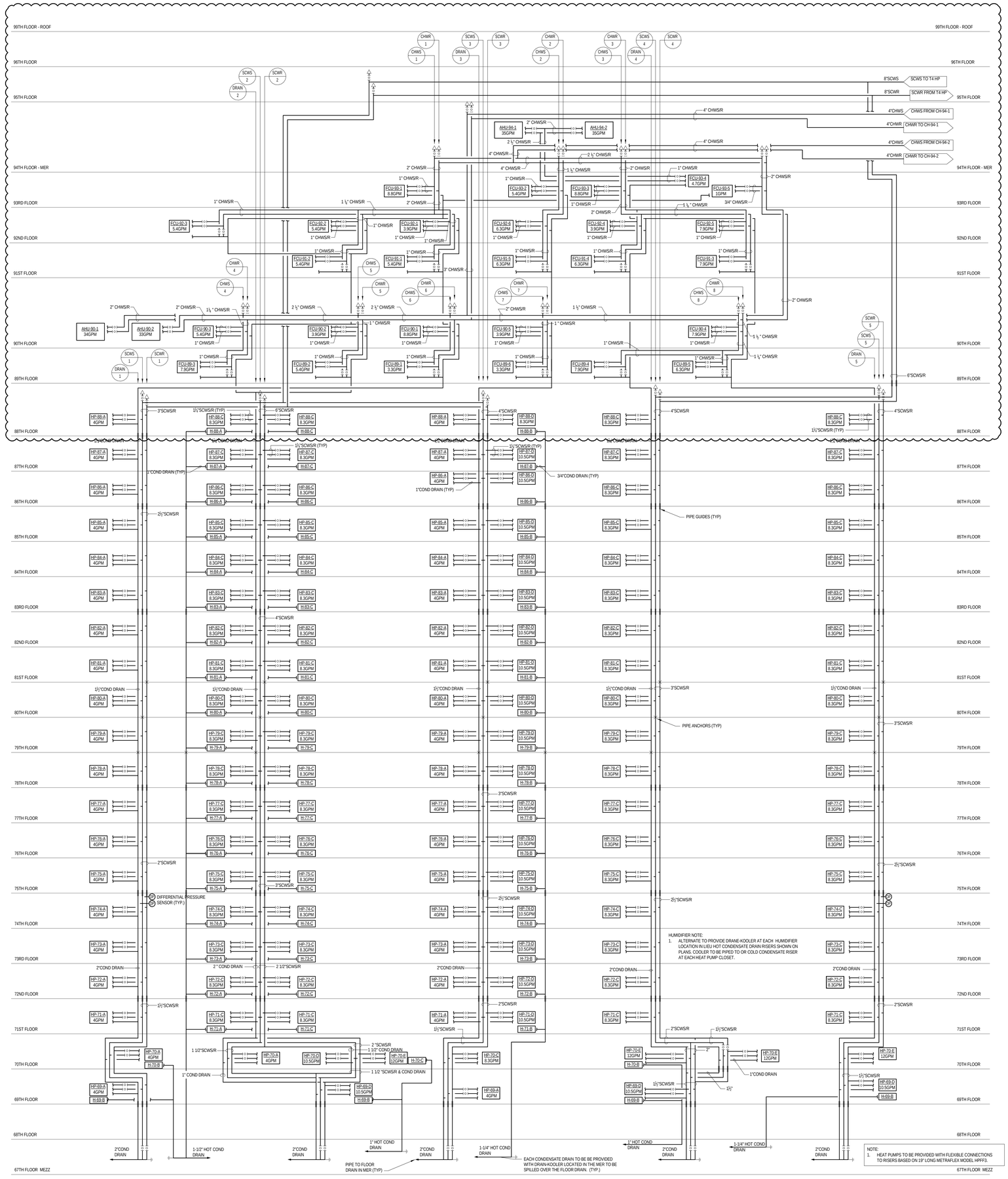

HUMIDIFIER NOTE:
1. ALTERNATE TO PROVIDE DRANE-KOOLER AT EACH HUMIDIFIER LOCATION IN LIEU HOT CONDENSATE DRAIN RISERS SHOWN ON PLANS. COOLER TO BE PIPED TO OR COLD CONDENSATE RISER AT EACH HEAT PUMP CLOSET.

NOTE:
1. HEAT PUMPS TO BE PROVIDED WITH FLEXIBLE CONNECTIONS TO RISERS BASED ON 19" LONG METRAFLEX MODEL HPFF3.

KEY PLAN:

PROJECT NORTH

TRUE NORTH

DEVELOPER:
EXTELL DEVELOPMENT COMPANY
805 THIRD AVENUE, 7TH FLOOR
New York, NY 10022 USA
TEL: 212 712 6000 FAX: 212 712 6100

DESIGN ARCHITECT: Base Building Shell & Core
ADRIAN SMITH + GORDON GILL ARCHITECTURE
111 WEST MONROE STREET SUITE 2300
CHICAGO IL 60603
TEL: 312 920 1888 FAX: 312 920 1775

INTERIOR DESIGNER: Residential
Rottet Architecture and Design Studio, PLLC
298 Fifth Ave, 7th Floor
New York, NY 10001
TEL: 646 998 7000 FAX:

ARCHITECT OF RECORD:Base Building Shell, Core, & Residential
AAI ARCHITECTS, P.C.
401 Wellington St. W., 3rd Floor
Toronto, ON M5V 1E7 Canada
TEL: 416 967 1500 FAX: 416 967 7150

STRUCTURAL ENGINEERS:
WSP CANTOR SEINUK
228 EAST 45th Street
New York, NY 10017 USA
TEL: 212 687 9888 FAX: 646 487 5501

MEP ENGINEERS:
AKF GROUP
One Liberty Plaza, 165 Broadway, 22nd Floor
New York, NY 10006 USA
TEL: 212 354 5656 FAX: 212 354 5668

GEOTECHNICAL ENGINEERS:
Langan Engineering & Environmental Services
21 Penn Plaza - 360 West 31st Street, 8th Floor
New York, NY 10001-2727
TEL: 212 479 5400 FAX: 212 479 5444

CODE CONSULTANTS:
Construction Consulting Associates
100 Church Street
New York, NY 10007
TEL: 212 385 1818 FAX: 212 385 1911

CURTAINWALL CONSULTANT:
AJLP Consulting
40 Worth Street. Suite 826
New York, NY 10013
TEL: 212 757 5659 FAX: 646 219 8508

LANDMARK/PRESERVATION CONSULTANT:
Jan Hird Pokorny Associates, Inc.
39 West 37th Street, 12A
New York, NY 10018
TEL: 212 759 6462 FAX: 212 759 6540

No.	DESCRIPTION	DATE
1	ISSUED FOR SCHEMATIC DESIGN	04 APR 2014
2	ISSUED FOR DESIGN DEVLEOPMENT	01 JUL 2014
3	ISSUED FOR DESIGN DEVLEOPMENT	31 JUL 2014
4	CD PROGRESS ISSUE 1	15 OCT 2014
5	ISSUED FOR BID - RESIDENTIAL FIT-OUT PIPING	17 NOV 2014
6	DOB SUBMISSION	19 DEC 2014
7	CD PROGRESS ISSUE 5	10 AUG 2015
8	DOB AMENDMENT 2	18 SEP 2015

0 4'-0" 8'-0" 16'-0"

Discrepancies must be reported immediately to the Architect before proceeding. Only figured dimensions are to be used. Contractors must check all dimensions on site. This drawing is protected by copyright.

ALL DIMENSIONS ARE SHOWN IN IMPERIAL.

CONSULTANT:
AKF
ONE LIBERTY PLAZA, 165 BROADWAY, 22nd FLOOR
NEW YORK, NY 10006
T: 212.354.5656 F: 212.354.5668
Arlington | Detroit | Mexico City | Minneapolis | New York
Philadelphia | Princeton | Toronto | Rochester | Stamford

PROJECT:
217 WEST 57TH STREET
NEW YORK, NY

DRAWING TITLE:
MECHANICAL
CONDENSER WATER RISER DIAGRAM

SEAL & SIGNATURE:

DATE:	04/04/14
PROJECT No:	Y130747-000
DRAWN: RC/AZ	REV: 8
CHK: PHS	
SCALE: 12" = 1'-0"	
DWG No:	M-402.01
DOB PAGE No:	82 of 116

DOB EMPLOYEE STAMP:

DOB B-SCAN:

36" x 48" Arch E - SHEET SIZE

FILE NAME: C:\Revit Local Files\Y130747-000-AKF-865_MEP15-CENTRAL_Jangere.rvt
PLOT DATE: 9/15/2015 1:14:51 AM

DEPT OF BLDGS 121263505 Job Number
ES3549777765 Scan Code

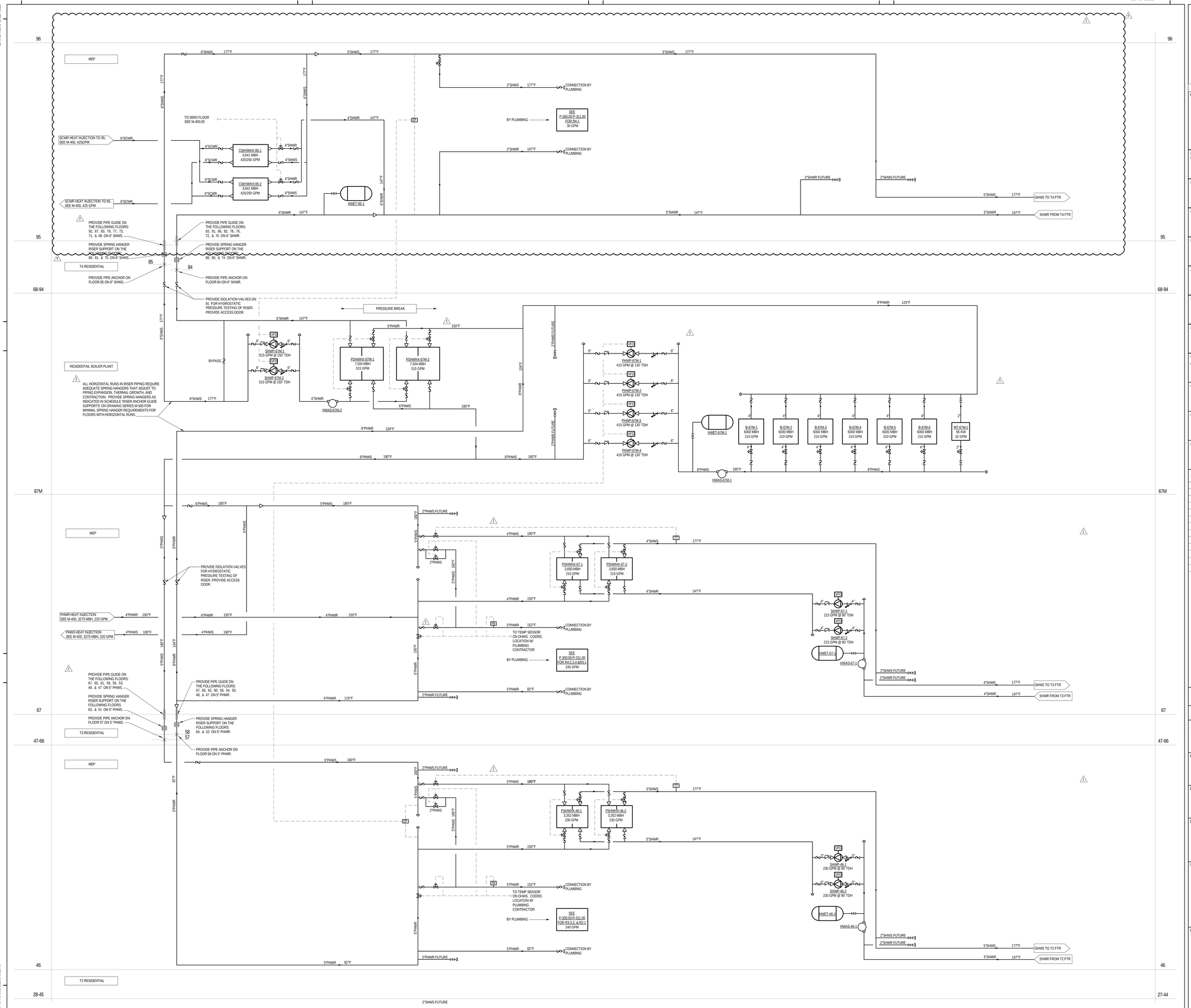



KEY PLAN:

PROJECT NORTH | TRUE NORTH

DEVELOPER:
EXTELL DEVELOPMENT COMPANY
805 THIRD AVENUE, 7TH FLOOR
New York, NY 10022 USA
TEL: 212 712 6000 FAX: 212 712 6100

DESIGN ARCHITECT: Base Building Shell & Core
ADRIAN SMITH + GORDON GILL ARCHITECTURE
111 WEST MONROE STREET SUITE 2300
CHICAGO IL 60603
TEL: 312 920 1888 FAX: 312 920 1775

INTERIOR DESIGNER: Residential
Rottet Architecture and Design Studio, PLLC
298 Fifth Ave, 7th Floor
New York, NY 10001
TEL: 646 998 7000 FAX:

ARCHITECT OF RECORD:Base Building Shell, Core, & Residential
AAI ARCHITECTS, P.C.
401 Wellington St. W., 3rd Floor
Toronto, ON M5V 1E7 Canada
TEL: 416 967 1500 FAX: 416 967 7150

STRUCTURAL ENGINEERS:
WSP CANTOR SEINUK
228 EAST 45th Street
New York, NY 10017 USA
TEL: 212 687 9888 FAX: 646 487 5501

MEP ENGINEERS:
AKF GROUP
One Liberty Plaza, 165 Broadway, 22nd Floor
New York, NY 10006 USA
TEL: 212 354 5656 FAX: 212 354 5668

GEOTECHNICAL ENGINEERS:
Langan Engineering & Environmental Services
21 Penn Plaza - 360 West 31st Street, 8th Floor
New York, NY 10001-2727
TEL: 212 479 5400 FAX: 212 479 5444

CODE CONSULTANTS:
Construction Consulting Associates
100 Church Street
New York, NY 10007
TEL: 212 385 1818 FAX: 212 385 1911

CURTAINWALL CONSULTANT:
AJLP Consulting
40 Worth Street. Suite 826
New York, NY 10013
TEL: 212 757 5659 FAX: 646 219 8508

LANDMARK/PRESERVATION CONSULTANT:
Jan Hird Pokorny Associates, Inc.
39 West 37th Street, 12A
New York, NY 10018
TEL: 212 759 6462 FAX: 212 759 6540

No.	DESCRIPTION	DATE
1	ISSUED FOR SCHEMATIC DESIGN	04 APR 2014
2	ISSUED FOR DESIGN DEVELOPMENT	01 JUL 2014
3	ISSUED FOR DESIGN DEVELOPMENT	31 JUL 2014
4	CD PROGRESS ISSUE 1	15 OCT 2014
5	ISSUED FOR BID - MECHANICAL	15 OCT 2014
6	DOB SUBMISSION	19 DEC 2014
7	CD PROGRESS ISSUE 3	09 MAR 2015
8	CD PROGRESS ISSUE 5	10 AUG 2015
9	DOB AMENDMENT 2	18 SEP 2015

0 4' - 0" 8' - 0" 16' - 0"

Discrepancies must be reported immediately to the Architect before proceeding. Only figured dimensions are to be used. Contractors must check all dimensions on site. This drawing is protected by copyright.

ALL DIMENSIONS ARE SHOWN IN IMPERIAL.

CONSULTANT:
AKF
ONE LIBERTY PLAZA, 165 BROADWAY, 22nd FLOOR
NEW YORK, NY 10006
T: 212.354.5656 F: 212.354.5668
Arlington | Boston | Kansas City | Minneapolis | New York
Philadelphia | Princeton | Portland | Richmond | Washington

PROJECT:
217 WEST 57TH STREET
NEW YORK, NY

DRAWING TITLE:
MECHANICAL
HOT WATER RISER DIAGRAM

SEAL & SIGNATURE:

DATE:	04/04/14
PROJECT No:	Y130747-000
DRAWN: MY	REV: 9
CHK: PHS	
SCALE: NONE	
DWG No:	M-406.01
DOB PAGE No:	85 of 116

DOB EMPLOYEE STAMP: DOB B-SCAN:

36" x 48" Arch E - SHEET SIZE
FILE NAME: C:\Users\ Local Files\Y130747-000-AKF-865_MEP15-CENTRAL_designer.rvt
PLOT DATE: 9/18/2015 5:46:02 AM

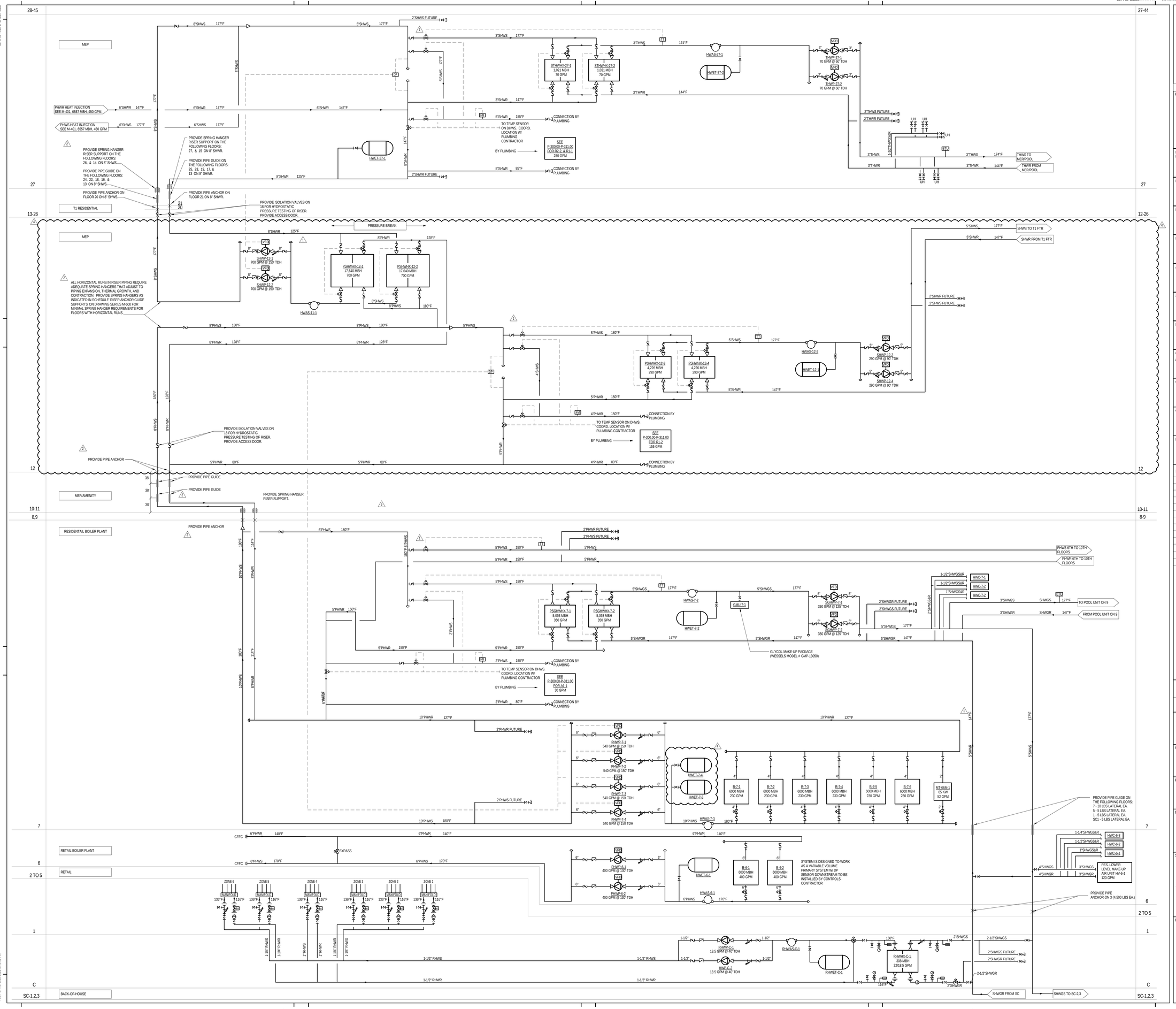

KEY PLAN:

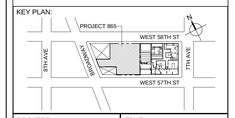

PROJECT NORTH

TRUE NORTH

DEVELOPER:
EXTELL DEVELOPMENT COMPANY
805 THIRD AVENUE, 7TH FLOOR
New York, NY 10022 USA
TEL: 212 712 6000 FAX: 212 712 6100

DESIGN ARCHITECT: Base Building Shell & Core
ADRIAN SMITH + GORDON GILL ARCHITECTURE
111 WEST MONROE STREET SUITE 2300
CHICAGO IL 60603
TEL: 312 920 1888 FAX: 312 920 1775

INTERIOR DESIGNER: Residential
Rottet Architecture and Design Studio, PLLC
298 Fifth Ave, 7th Floor
New York, NY 10001
TEL: 646 998 7000 FAX:

ARCHITECT OF RECORD:Base Building Shell, Core, & Residential
AAI ARCHITECTS, P.C.
401 Wellington St. W., 3rd Floor
Toronto, ON M5V 1E7 Canada
TEL: 416 967 1500 FAX: 416 967 7150

STRUCTURAL ENGINEERS:
WSP CANTOR SEINUK
228 EAST 45th Street
New York, NY 10017 USA
TEL: 212 687 9888 FAX: 646 487 5501

MEP ENGINEERS:
AKF GROUP
One Liberty Plaza, 165 Broadway, 22nd Floor
New York, NY 10006 USA
TEL: 212 354 5656 FAX: 212 354 5668

GEOTECHNICAL ENGINEERS:
Langan Engineering & Environmental Services
21 Penn Plaza - 360 West 31st Street, 8th Floor
New York, NY 10001-2727
TEL: 212 479 5400 FAX: 212 479 5444

CODE CONSULTANTS:
Construction Consulting Associates
100 Church Street
New York, NY 10007
TEL: 212 385 1818 FAX: 212 385 1911

CURTAINWALL CONSULTANT:
AJLP Consulting
40 Worth Street, Suite 826
New York, NY 10013
TEL: 212 757 5659 FAX: 646 219 8508

LANDMARK/PRESERVATION CONSULTANT:
Jan Hird Pokorny Associates, Inc.
39 West 37th Street, 12A
New York, NY 10018
TEL: 212 759 6462 FAX: 212 759 6540

No.	DESCRIPTION	DATE
1	ISSUED FOR SCHEMATIC DESIGN	04 APR 2014
2	ISSUED FOR DESIGN DEVELOPMENT	01 JUL 2014
3	ISSUED FOR DESIGN DEVELOPMENT	31 JUL 2014
4	CD PROGRESS ISSUE 1	15 OCT 2014
5	ISSUED FOR BID - MECHANICAL	15 OCT 2014
6	DOB SUBMISSION	19 DEC 2014
7	CD PROGRESS ISSUE 3	09 MAR 2015
8	CD PROGRESS ISSUE 4	01 JUN 2015
9	CD PROGRESS ISSUE 5	10 AUG 2015
10	DOB AMENDMENT 2	18 SEP 2015

0 4'-0" 8'-0" 16'-0"

Discrepancies must be reported immediately to the Architect before proceeding. Only figured dimensions are to be used. Contractors must check all dimensions on site. This drawing is protected by copyright.

ALL DIMENSIONS ARE SHOWN IN IMPERIAL.

CONSULTANT:
AKF
ONE LIBERTY PLAZA, 165 BROADWAY, 22nd FLOOR
NEW YORK, NY 10006
T: 212.354.5656 F: 212.354.5668
Arlington / Boston / Kansas City / Minneapolis / New York
Philadelphia / Princeton / Tucson / Rochester / Stamford

PROJECT:
217 WEST 57TH STREET
NEW YORK, NY

DRAWING TITLE:
MECHANICAL
HOT WATER RISER DIAGRAM

SEAL & SIGNATURE:

STATE OF NEW YORK · STEPHEN D. MYERS · No. 075139 · LICENSED PROFESSIONAL ENGINEER

DATE:	04/04/14
PROJECT No:	Y130747-000
DRAWN: MY	REV: 10
CHK: PHS	
SCALE: NONE	
DWG No:	M-407.01
DOB PAGE No:	86 of 116

DOB EMPLOYEE STAMP:

DOB B-SCAN:

DEPT OF BLDGS 121282005 Job Number
E3584950205 Scan Code
36" x 48" Arch E, SHEET SIZE
FILE NAME: C:\Users\Local Files\130747-000-AKF-685_MEP15-CENTRAL_jlangner.rvt
PLOT DATE: 9/18/2015 5:48:55 AM

DEPT OF BLDGS 421263426 Job Number
E300447346F1 Scan Code

36" x 48" Arch E - SHEET SIZE

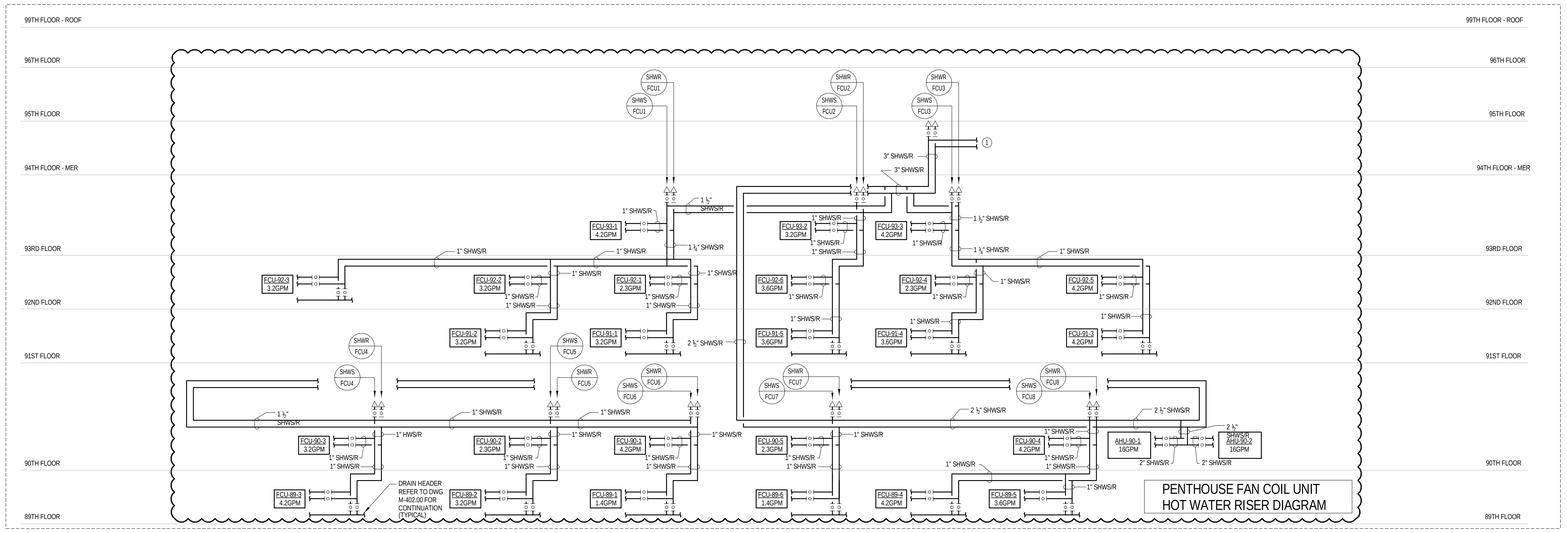

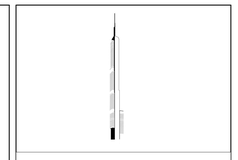

KEY PLAN:

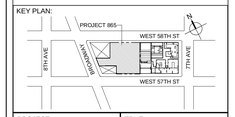

PROJECT NORTH

TRUE NORTH

DEVELOPER:
EXTELL DEVELOPMENT COMPANY
805 THIRD AVENUE, 7TH FLOOR
New York, NY 10022 USA
TEL: 212 712 6000 FAX: 212 712 6100

DESIGN ARCHITECT: Base Building Shell & Core
ADRIAN SMITH + GORDON GILL ARCHITECTURE
111 WEST MONROE STREET SUITE 2300
CHICAGO IL 60603
TEL: 312 920 1888 FAX: 312 920 1775

INTERIOR DESIGNER: Residential
Rottet Architecture and Design Studio, PLLC
298 Fifth Ave, 7th Floor
New York, NY 10001
TEL: 646 998 7000 FAX:

ARCHITECT OF RECORD:Base Building Shell, Core, & Residential
AAI ARCHITECTS, P.C.
401 Wellington St. W., 3rd Floor
Toronto, ON M5V 1E7 Canada
TEL: 416 967 1500 FAX: 416 967 7150

STRUCTURAL ENGINEERS:
WSP CANTOR SEINUK
228 EAST 45th Street
New York, NY 10017 USA
TEL: 212 687 9888 FAX: 646 487 5501

MEP ENGINEERS:
AKF GROUP
One Liberty Plaza, 165 Broadway, 22nd Floor
New York, NY 10006 USA
TEL: 212 354 5656 FAX: 212 354 5668

GEOTECHNICAL ENGINEERS:
Langan Engineering & Environmental Services
21 Penn Plaza - 360 West 31st Street, 8th Floor
New York, NY 10001-2727
TEL: 212 479 5400 FAX: 212 479 5444

CODE CONSULTANTS:
Construction Consulting Associates
100 Church Street
New York, NY 10007
TEL: 212 385 1818 FAX: 212 385 1911

CURTAINWALL CONSULTANT:
AJLP Consulting
40 Worth Street. Suite 826
New York, NY 10013
TEL: 212 757 5659 FAX: 646 219 8508

LANDMARK/PRESERVATION CONSULTANT:
Jan Hird Pokorny Associates, Inc.
39 West 37th Street, 12A
New York, NY 10018
TEL: 212 759 6462 FAX: 212 759 6540

No.	DESCRIPTION	DATE
1	ISSUED FOR SCHEMATIC DESIGN	04 APR 2014
2	ISSUED FOR DESIGN DEVELOPMENT	01 JUL 2014
3	ISSUED FOR DESIGN DEVELOPMENT	31 JUL 2014
4	CD PROGRESS ISSUE 1	15 OCT 2014
5	ISSUED FOR BID - RESIDENTIAL FIT-OUT PIPING	17 NOV 2014
6	DOB SUBMISSION	19 DEC 2014
7	CD PROGRESS ISSUE 3	09 MAR 2015
8	CD PROGRESS ISSUE 4	01 JUN 2015
9	CD PROGRESS ISSUE 5	10 AUG 2015
10	DOB AMENDMENT 2	18 SEP 2015

0 4'-0" 8'-0" 16'-0"

Discrepancies must be reported immediately to the Architect before proceeding. Only figured dimensions are to be used. Contractors must check all dimensions on site. This drawing is protected by copyright.

ALL DIMENSIONS ARE SHOWN IN IMPERIAL.

CONSULTANT:
AKF
ONE LIBERTY PLAZA, 165 BROADWAY, 22nd FLOOR
NEW YORK, NY 10006
T: 212.354.5656 F: 212.354.5668
Chicago | Denver | Mount Kisco | Washington | Baltimore
Philadelphia | Houston | Toronto | Montreal | Qatar

PROJECT:

217 WEST 57TH STREET
NEW YORK, NY

DRAWING TITLE:

MECHANICAL
HOT WATER RISER DIAGRAM

SEAL & SIGNATURE:

STATE OF NEW YORK · DONALD P. MORAN · 041 070 · LICENSED PROFESSIONAL ENGINEER

DATE:	04/04/14
PROJECT No:	Y130747-000
DRAWN: RC/AZ	REV:
CHK: PHS	10
SCALE: NONE	
DWG No:	
M-408.01	
DOB PAGE No:	87 of 116

DOB EMPLOYEE STAMP:

DOB B-SCAN:

FILE NAME: C:\Revit Local Files\Y130747-000-AKF-865_MEP-SI-CENTRAL_dongmet.rvt
PLOT DATE: 9/18/2015 5:48:10 AM

DEPT OF BLDGS 121282635 Job Number
E514167297 1 Scan Code

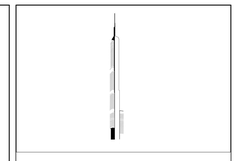

KEY PLAN:

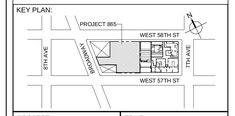

PROJECT NORTH

TRUE NORTH

DEVELOPER:
EXTELL DEVELOPMENT COMPANY
805 THIRD AVENUE, 7TH FLOOR
New York, NY 10022 USA
TEL: 212 712 6000 FAX: 212 712 6100

DESIGN ARCHITECT: Base Building Shell & Core
ADRIAN SMITH + GORDON GILL ARCHITECTURE
111 WEST MONROE STREET SUITE 2300
CHICAGO IL 60603
TEL: 312 920 1888 FAX: 312 920 1775

INTERIOR DESIGNER: Residential
Rottet Architecture and Design Studio, PLLC
298 Fifth Ave, 7th Floor
New York, NY 10001
TEL: 646 998 7000 FAX:

ARCHITECT OF RECORD:Base Building Shell, Core, & Residential
AAI ARCHITECTS, P.C.
401 Wellington St. W., 3rd Floor
Toronto, ON M5V 1E7 Canada
TEL: 416 967 1500 FAX: 416 967 7150

STRUCTURAL ENGINEERS:
WSP CANTOR SEINUK
228 EAST 45th Street
New York, NY 10017 USA
TEL: 212 687 9888 FAX: 646 487 5501

MEP ENGINEERS:
AKF GROUP
One Liberty Plaza, 165 Broadway, 22nd Floor
New York, NY 10006 USA
TEL: 212 354 5656 FAX: 212 354 5668

GEOTECHNICAL ENGINEERS:
Langan Engineering & Environmental Services
21 Penn Plaza - 360 West 31st Street, 8th Floor
New York, NY 10001-2727
TEL: 212 479 5400 FAX: 212 479 5444

CODE CONSULTANTS:
Construction Consulting Associates
100 Church Street
New York, NY 10007
TEL: 212 385 1818 FAX: 212 385 1911

CURTAINWALL CONSULTANT:
AJLP Consulting
40 Worth Street, Suite 826
New York, NY 10013
TEL: 212 757 5659 FAX: 646 219 8508

LANDMARK/PRESERVATION CONSULTANT:
Jan Hird Pokorny Associates, Inc.
39 West 37th Street, 12A
New York, NY 10018
TEL: 212 759 6462 FAX: 212 759 6540

No.	DESCRIPTION	DATE
1	ISSUED FOR SCHEMATIC DESIGN	04 APR 2014
2	ISSUED FOR DESIGN DEVELOPMENT	01 JUL 2014
3	ISSUED FOR DESIGN DEVELOPMENT	31 JUL 2014
4	CD PROGRESS ISSUE 1	15 OCT 2014
5	ISSUED FOR BID - RESIDENTIAL FIT-OUT PIPING	17 NOV 2014
6	DOB SUBMISSION	19 DEC 2014
7	CD PROGRESS ISSUE 3	09 MAR 2015
8	CD PROGRESS ISSUE 4	01 JUN 2015
9	CD PROGRESS ISSUE 5	10 AUG 2015
10	DOB AMENDMENT 2	18 SEP 2015

0 4'-0" 8'-0" 16'-0"

Discrepancies must be reported immediately to the Architect before proceeding. Only figured dimensions are to be used. Contractors must check all dimensions on site. This drawing is protected by copyright.

ALL DIMENSIONS ARE SHOWN IN IMPERIAL.

CONSULTANT:
AKF
ONE LIBERTY PLAZA, 165 BROADWAY, 22nd FLOOR
NEW YORK, NY 10006
T: 212.354.5656 F: 212.354.5668
Mechanical • Electrical • Plumbing • Fire Protection
Telephone • Security • Audio Visual • Structured Cabling

PROJECT:
217 WEST 57TH STREET
NEW YORK, NY

DRAWING TITLE:
MECHANICAL
HOT WATER RISER DIAGRAM

SEAL & SIGNATURE:

STATE OF NEW YORK · PHILIP H. SCHOR · 025125 · LICENSED PROFESSIONAL ENGINEER

DATE:	04/04/14
PROJECT No:	Y130747-000
DRAWN: RC/AZ	REV: 10
CHK: PHS	
SCALE: NONE	
DWG No:	M-409.01
DOB PAGE No:	88 of 116

DOB EMPLOYEE STAMP:

DOB B-SCAN:

36" x 48" Arch E, SHEET SIZE

FILE NAME: C:\Revit Local Files\Y130747-000-AKF-865_MEP15-CENTRAL_jlangner.rvt
PLOT DATE: 9/1/2015 5:46:15 AM

DEPT OF BLDGS 121253625 Job Number
ES 4743 7890 Scan Code



KEY PLAN:

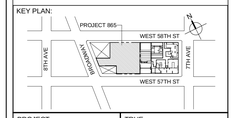

PROJECT NORTH | TRUE NORTH

DEVELOPER:
EXTELL DEVELOPMENT COMPANY
805 THIRD AVENUE, 7TH FLOOR
New York, NY 10022 USA
TEL: 212 712 6000 FAX: 212 712 6100

DESIGN ARCHITECT: Base Building Shell & Core
ADRIAN SMITH + GORDON GILL ARCHITECTURE
111 WEST MONROE STREET SUITE 2300
CHICAGO IL 60603
TEL: 312 920 1888 FAX: 312 920 1775

INTERIOR DESIGNER: Residential
Rottet Architecture and Design Studio, PLLC
298 Fifth Ave, 7th Floor
New York, NY 10001
TEL: 646 998 7000 FAX:

ARCHITECT OF RECORD:Base Building Shell, Core, & Residential
AAI ARCHITECTS, P.C.
401 Wellington St. W., 3rd Floor
Toronto, ON M5V 1E7 Canada
TEL: 416 967 1500 FAX: 416 967 7150

STRUCTURAL ENGINEERS:
WSP CANTOR SEINUK
228 EAST 45th Street
New York, NY 10017 USA
TEL: 212 687 9888 FAX: 646 487 5501

MEP ENGINEERS:
AKF GROUP
One Liberty Plaza, 165 Broadway, 22nd Floor
New York, NY 10006 USA
TEL: 212 354 5656 FAX: 212 354 5668

GEOTECHNICAL ENGINEERS:
Langan Engineering & Environmental Services
21 Penn Plaza - 360 West 31st Street, 8th Floor
New York, NY 10001-2727
TEL: 212 479 5400 FAX: 212 479 5444

CODE CONSULTANTS:
Construction Consulting Associates
100 Church Street
New York, NY 10007
TEL: 212 385 1818 FAX: 212 385 1911

CURTAINWALL CONSULTANT:
AJLP Consulting
40 Worth Street. Suite 826
New York, NY 10013
TEL: 212 757 5659 FAX: 646 219 8508

LANDMARK/PRESERVATION CONSULTANT:
Jan Hird Pokorny Associates, Inc.
39 West 37th Street, 12A
New York, NY 10018
TEL: 212 759 6462 FAX: 212 759 6540

No.	DESCRIPTION	DATE
1	ISSUED FOR SCHEMATIC DESIGN	04 APR 2014
2	ISSUED FOR DESIGN DEVELOPMENT	01 JUL 2014
3	ISSUED FOR DESIGN DEVELOPMENT	31 JUL 2014
4	CD PROGRESS ISSUE 1	15 OCT 2014
5	ISSUED FOR BID - RESIDENTIAL FIT-OUT PIPING	17 NOV 2014
6	DOB SUBMISSION	19 DEC 2014
7	CD PROGRESS ISSUE 3	09 MAR 2015
8	CD PROGRESS ISSUE 4	01 JUN 2015
9	CD PROGRESS ISSUE 5	10 AUG 2015
10	DOB AMENDMENT 2	18 SEP 2015

0 4'-0" 8'-0" 16'-0"

Discrepancies must be reported immediately to the Architect before proceeding. Only figured dimensions are to be used. Contractors must check all dimensions on site. This drawing is protected by copyright.

ALL DIMENSIONS ARE SHOWN IN IMPERIAL.

CONSULTANT:
AKF
ONE LIBERTY PLAZA, 165 BROADWAY, 22nd FLOOR
NEW YORK, NY 10006
T: 212.354.5656 F: 212.354.5668
Arlington | Boston | Mexico City | Minneapolis | New York
Philadelphia | Houston | Tonsho | Toronto | Zapopan

PROJECT:
217 WEST 57TH STREET
NEW YORK, NY

DRAWING TITLE:
MECHANICAL
HOT WATER RISER DIAGRAM

SEAL & SIGNATURE:

DATE:	04/04/14
PROJECT No:	Y130747-000
DRAWN: RC/AZ	REV: 10
CHK: PHS	
SCALE: NONE	
DWG No:	M-410.01
DOB PAGE No:	89 of 116

DOB EMPLOYEE STAMP: DOB B-SCAN:

36" x 48" Arch E SHEET SIZE
FILE NAME: C:\Revit Local Files\Y130747-000-AKF-865_MEP15-CENTRAL_jlangner.rvt
PLOT DATE: 9/18/2015 5:48:22 AM

DEPT OF BLDGS 121263426 Job Number
E357586507-2 Scan Code

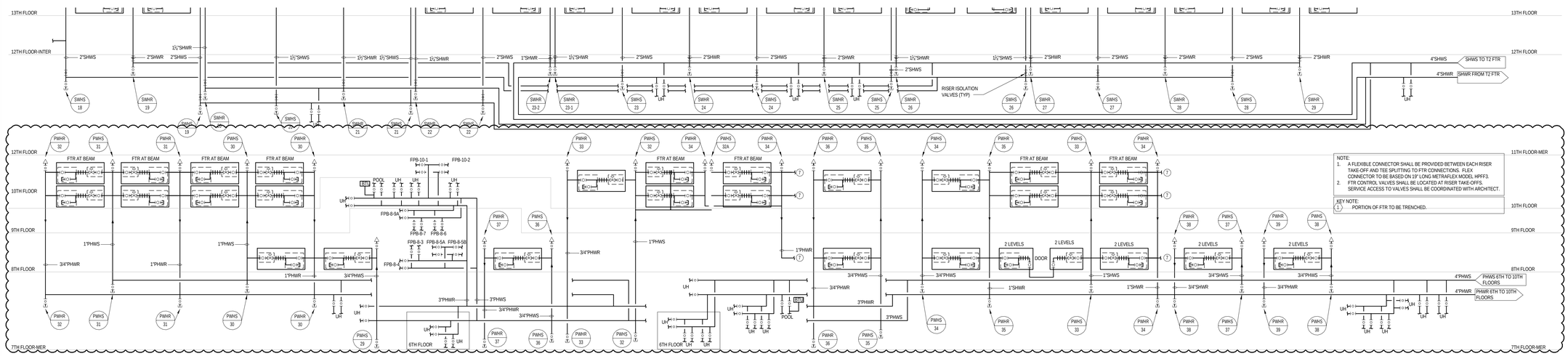

6TH FLOOR-MER

5TH FLOOR

4TH FLOOR

3RD FLOOR

2ND FLOOR

1ST FLOOR

CELLAR

SUB-CELLAR 1

SUB-CELLAR 2

SUB-CELLAR 3

KEY PLAN:

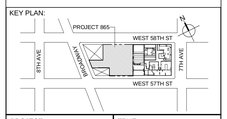

PROJECT NORTH

TRUE NORTH

DEVELOPER:
EXTELL DEVELOPMENT COMPANY
805 THIRD AVENUE, 7TH FLOOR
New York, NY 10022 USA
TEL: 212 712 6000 FAX: 212 712 6100

DESIGN ARCHITECT: Base Building Shell & Core
ADRIAN SMITH + GORDON GILL ARCHITECTURE
111 WEST MONROE STREET SUITE 2300
CHICAGO IL 60603
TEL: 312 920 1888 FAX: 312 920 1775

INTERIOR DESIGNER: Residential
Rottet Architecture and Design Studio, PLLC
298 Fifth Ave, 7th Floor
New York, NY 10001
TEL: 646 998 7000 FAX:

ARCHITECT OF RECORD:Base Building Shell, Core, & Residential
AAI ARCHITECTS, P.C.
401 Wellington St. W., 3rd Floor
Toronto, ON M5V 1E7 Canada
TEL: 416 967 1500 FAX: 416 967 7150

STRUCTURAL ENGINEERS:
WSP CANTOR SEINUK
228 EAST 45th Street
New York, NY 10017 USA
TEL: 212 687 9888 FAX: 646 487 5501

MEP ENGINEERS:
AKF GROUP
One Liberty Plaza, 165 Broadway, 22nd Floor
New York, NY 10006 USA
TEL: 212 354 5656 FAX: 212 354 5668

GEOTECHNICAL ENGINEERS:
Langan Engineering & Environmental Services
21 Penn Plaza - 360 West 31st Street, 8th Floor
New York, NY 10001-2727
TEL: 212 479 5400 FAX: 212 479 5444

CODE CONSULTANTS:
Construction Consulting Associates
100 Church Street
New York, NY 10007
TEL: 212 385 1818 FAX: 212 385 1911

CURTAINWALL CONSULTANT:
AJLP Consulting
40 Worth Street. Suite 826
New York, NY 10013
TEL: 212 757 5659 FAX: 646 219 8508

LANDMARK/PRESERVATION CONSULTANT:
Jan Hird Pokorny Associates, Inc.
39 West 37th Street, 12A
New York, NY 10018
TEL: 212 759 6462 FAX: 212 759 6540

No.	DESCRIPTION	DATE
1	CD PROGRESS ISSUE 5	10 AUG 2015
2	DOB AMENDMENT 2	18 SEP 2015

0 4' - 0" 8' - 0" 16' - 0"

Discrepancies must be reported immediately to the Architect before proceeding. Only figured dimensions are to be used. Contractors must check all dimensions on site. This drawing is protected by copyright.

ALL DIMENSIONS ARE SHOWN IN IMPERIAL.

CONSULTANT:
AKF
ONE LIBERTY PLAZA, 165 BROADWAY, 22nd FLOOR
NEW YORK, NY 10006
T: 212.354.5656 F: 212.354.5668
Atlanta / Boise / Mexico City / Minneapolis / New York
Philadelphia / Phoenix / Dublin / Hyderabad / Bangkok

PROJECT:
217 WEST 57TH STREET
NEW YORK, NY

DRAWING TITLE:
MECHANICAL
HOT WATER RISER DIAGRAM

SEAL & SIGNATURE:

STATE OF NEW YORK · ROBERT D. PHILIPSON · 075 · LICENSED PROFESSIONAL ENGINEER

DATE:	08/10/15
PROJECT No:	Y130747-000
DRAWN: RC/AZ	REV: 2
CHK: PHS	
SCALE: NONE	
DWG No:	M-411.01
DOB PAGE No:	of

DOB EMPLOYEE STAMP:

DOB B-SCAN:

36" x 48" Arch E - SHEET SIZE
FILE NAME: C:\Revit Local Files\Y130747-000-AKF-865_MEP15-CENTRAL_jlangner.rvt
PLOT DATE: 9/18/2015 8:48:28 AM

DEPT OF BLDGS 121282626 Job Number
E399861541 Scan Code

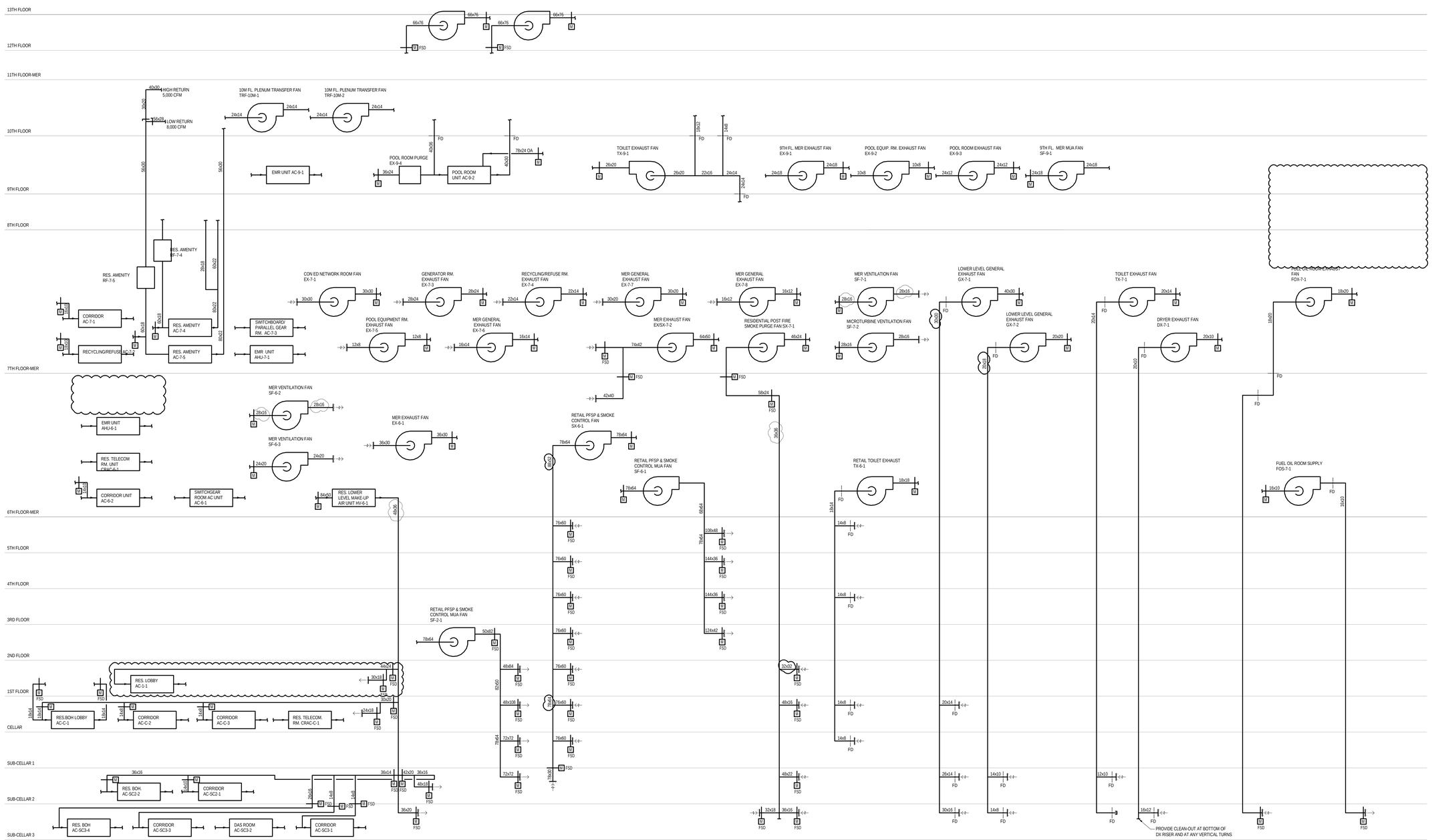

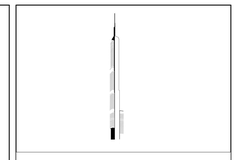

KEY PLAN:

PROJECT NORTH

TRUE NORTH

DEVELOPER:
EXTELL DEVELOPMENT COMPANY
805 THIRD AVENUE, 7TH FLOOR
New York, NY 10022 USA
TEL: 212 712 6000 FAX: 212 712 6100

DESIGN ARCHITECT: Base Building Shell & Core
ADRIAN SMITH + GORDON GILL ARCHITECTURE
111 WEST MONROE STREET SUITE 2300
CHICAGO IL 60603
TEL: 312 920 1888 FAX: 312 920 1775

INTERIOR DESIGNER: Residential
Rottet Architecture and Design Studio, PLLC
298 Fifth Ave, 7th Floor
New York, NY 10001
TEL: 646 998 7000 FAX:

ARCHITECT OF RECORD:Base Building Shell, Core, & Residential
AAI ARCHITECTS, P.C.
401 Wellington St. W., 3rd Floor
Toronto, ON M5V 1E7 Canada
TEL: 416 967 1500 FAX: 416 967 7150

STRUCTURAL ENGINEERS:
WSP CANTOR SEINUK
228 EAST 45th Street
New York, NY 10017 USA
TEL: 212 687 9888 FAX: 646 487 5501

MEP ENGINEERS:
AKF GROUP
One Liberty Plaza, 165 Broadway, 22nd Floor
New York, NY 10006 USA
TEL: 212 354 5656 FAX: 212 354 5668

GEOTECHNICAL ENGINEERS:
Langan Engineering & Environmental Services
21 Penn Plaza - 360 West 31st Street, 8th Floor
New York, NY 10001-2727
TEL: 212 479 5400 FAX: 212 479 5444

CODE CONSULTANTS:
Construction Consulting Associates
100 Church Street
New York, NY 10007
TEL: 212 385 1818 FAX: 212 385 1911

CURTAINWALL CONSULTANT:
AJLP Consulting
40 Worth Street. Suite 826
New York, NY 10013
TEL: 212 757 5659 FAX: 646 219 8508

LANDMARK/PRESERVATION CONSULTANT:
Jan Hird Pokorny Associates, Inc.
39 West 37th Street, 12th
New York, NY 10018
TEL: 212 759 6462 FAX: 212 759 6540

No.	DESCRIPTION	DATE
1	ISSUED FOR SCHEMATIC DESIGN	04 APR 2014
2	ISSUED FOR DESIGN DEVELOPMENT	01 JUL 2014
3	ISSUED FOR DESIGN DEVELOPMENT	31 JUL 2014
4	CD PROGRESS ISSUE 1	15 OCT 2014
5	ISSUED FOR BID - MECHANICAL	15 OCT 2014
6	DOB SUBMISSION	19 DEC 2014
7	CD PROGRESS ISSUE 3	09 MAR 2015
8	CD PROGRESS ISSUE 4	01 JUN 2015
9	CD PROGRESS ISSUE 5	10 AUG 2015
10	DOB AMENDMENT 2	18 SEP 2015

0 4' - 0" 8' - 0" 16' - 0"

Discrepancies must be reported immediately to the Architect before proceeding. Only figured dimensions are to be used. Contractors must check all dimensions on site. This drawing is protected by copyright.

ALL DIMENSIONS ARE SHOWN IN IMPERIAL.

CONSULTANT:
AKF
ONE LIBERTY PLAZA, 165 BROADWAY, 22nd FLOOR
NEW YORK, NY 10006
T: 212.354.5656 F: 212.354.5668
Arlington / Boston / Mexico City / Minneapolis / New York
Philadelphia / Houston / Dublin / Hartford / Sarnia

PROJECT:

217 WEST 57TH STREET

NEW YORK, NY

DRAWING TITLE:

MECHANICAL

LOWER LEVEL AIR RISER DIAGRAM

SEAL & SIGNATURE:

STATE OF NEW YORK · PHILIP H. SCHEIMER · 075 · 04/04/14 · LICENSED PROFESSIONAL ENGINEER

DATE:	04/04/14
PROJECT No:	Y130747-000
DRAWN: RC/AZ	REV: 10
CHK: PHS	
SCALE: NONE	
DWG No:	M-416.01
DOB PAGE No:	92 of 116

DOB EMPLOYEE STAMP:

DOB B-SCAN:

36" x 48" Arch E - SHEET SIZE
FILE NAME: C:\Users\ Local Files\Y130747-000-AKF-865_MEP15-CENTRAL_Ibergner.rvt
PLOT DATE: 9/18/2015 8:38:29 AM

DEPT OF BLDGS 421226305 Job Number
E314A3D98B94 Scan Code



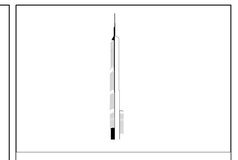

KEY PLAN:

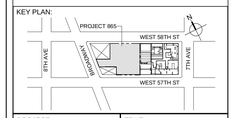

PROJECT NORTH | TRUE NORTH

DEVELOPER:
EXTELL DEVELOPMENT COMPANY
805 THIRD AVENUE, 7TH FLOOR
New York, NY 10022 USA
TEL: 212 712 6000 FAX: 212 712 6100

DESIGN ARCHITECT: Base Building Shell & Core
ADRIAN SMITH + GORDON GILL ARCHITECTURE
111 WEST MONROE STREET SUITE 2300
CHICAGO IL 60603
TEL: 312 920 1888 FAX: 312 920 1775

INTERIOR DESIGNER: Residential
Rottet Architecture and Design Studio, PLLC
298 Fifth Ave, 7th Floor
New York, NY 10001
TEL: 646 998 7000 FAX:

ARCHITECT OF RECORD:Base Building Shell, Core, & Residential
AAI ARCHITECTS, P.C.
401 Wellington St. W., 3rd Floor
Toronto, ON M5V 1E7 Canada
TEL: 416 967 1500 FAX: 416 967 7150

STRUCTURAL ENGINEERS:
WSP CANTOR SEINUK
228 EAST 45th Street
New York, NY 10017 USA
TEL: 212 687 9888 FAX: 646 487 5501

MEP ENGINEERS:
AKF GROUP
One Liberty Plaza, 165 Broadway, 22nd Floor
New York, NY 10006 USA
TEL: 212 354 5656 FAX: 212 354 5668

GEOTECHNICAL ENGINEERS:
Langan Engineering & Environmental Services
21 Penn Plaza - 360 West 31st Street, 8th Floor
New York, NY 10001-2727
TEL: 212 479 5400 FAX: 212 479 5444

CODE CONSULTANTS:
Construction Consulting Associates
100 Church Street
New York, NY 10007
TEL: 212 385 1818 FAX: 212 385 1911

CURTAINWALL CONSULTANT:
AJLP Consulting
40 Worth Street, Suite 826
New York, NY 10013
TEL: 212 757 5659 FAX: 646 219 8508

LANDMARK/PRESERVATION CONSULTANT:
Jan Hird Pokorny Associates, Inc.
39 West 37th Street, 12A
New York, NY 10018
TEL: 212 759 6462 FAX: 212 759 6540

No.	DESCRIPTION	DATE
1	ISSUED FOR SCHEMATIC DESIGN	04 APR 2014
2	ISSUED FOR DESIGN DEVELOPMENT	01 JUL 2014
3	ISSUED FOR DESIGN DEVELOPMENT	31 JUL 2014
4	CD PROGRESS ISSUE 1	15 OCT 2014
5	ISSUED FOR BID - MECHANICAL	15 OCT 2014
6	DOB SUBMISSION	19 DEC 2014
7	CD PROGRESS ISSUE 3	09 MAR 2015
8	DOB AMENDMENT 2	18 SEP 2015

0 4'-0" 8'-0" 16'-0"

Discrepancies must be reported immediately to the Architect before proceeding. Only figured dimensions are to be used. Contractors must check all dimensions on site. This drawing is protected by copyright.

ALL DIMENSIONS ARE SHOWN IN IMPERIAL.

CONSULTANT:
AKF
ONE LIBERTY PLAZA, 165 BROADWAY, 22nd FLOOR
NEW YORK, NY 10006
T: 212.354.5656 F: 212.354.5668
Arlington / Boston / Kansas City / Minneapolis / New York
Philadelphia / Princeton / Visalia / Rochester / Sarasota

PROJECT:

217 WEST 57TH STREET
NEW YORK, NY

DRAWING TITLE:

MECHANICAL
UPPER LEVELS MAKE-UP & CORRIDOR AIR RISER DIAGRAM

SEAL & SIGNATURE:

DATE:	04/04/14
PROJECT No:	Y130747-000
DRAWN: RC/AZ	REV: 8
CHK: PHS	
SCALE: NONE	
DWG No:	M-420.01
DOB PAGE No:	94 of 116

DOB EMPLOYEE STAMP: DOB B-SCAN:

36" x 48" Arch E - SHEET SIZE
FILE NAME: C:\Revit Local Files\Y130747-000-AKF-865_MEP15-CENTRAL_jlangner.rvt
PLOT DATE: 9/18/2015 1:58:49 AM

DEPT OF BLDGS 121282505 Job Number
E388457970 Scan Code



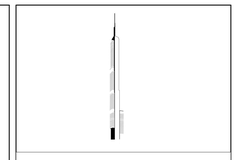

KEY PLAN:

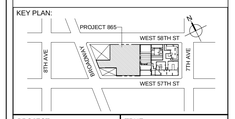

PROJECT NORTH | TRUE NORTH

DEVELOPER:
EXTELL DEVELOPMENT COMPANY
805 THIRD AVENUE, 7TH FLOOR
New York, NY 10022 USA
TEL: 212 712 6000 FAX: 212 712 6100

DESIGN ARCHITECT: Base Building Shell & Core
ADRIAN SMITH + GORDON GILL ARCHITECTURE
111 WEST MONROE STREET SUITE 2300
CHICAGO IL 60603
TEL: 312 920 1888 FAX: 312 920 1775

INTERIOR DESIGNER: Residential
Rottet Architecture and Design Studio, PLLC
298 Fifth Ave, 7th Floor
New York, NY 10001
TEL: 646 998 7000 FAX:

ARCHITECT OF RECORD:Base Building Shell, Core, & Residential
AAI ARCHITECTS, P.C.
401 Wellington St. W., 3rd Floor
Toronto, ON M5V 1E7 Canada
TEL: 416 967 1500 FAX: 416 967 7150

STRUCTURAL ENGINEERS:
WSP CANTOR SEINUK
228 EAST 45th Street
New York, NY 10017 USA
TEL: 212 687 9888 FAX: 646 487 5501

MEP ENGINEERS:
AKF GROUP
One Liberty Plaza, 165 Broadway, 22nd Floor
New York, NY 10006 USA
TEL: 212 354 5656 FAX: 212 354 5668

GEOTECHNICAL ENGINEERS:
Langan Engineering & Environmental Services
21 Penn Plaza - 360 West 31st Street, 8th Floor
New York, NY 10001-2727
TEL: 212 479 5400 FAX: 212 479 5444

CODE CONSULTANTS:
Construction Consulting Associates
100 Church Street
New York, NY 10007
TEL: 212 385 1818 FAX: 212 385 1911

CURTAINWALL CONSULTANT:
AJLP Consulting
40 Worth Street. Suite 826
New York, NY 10013
TEL: 212 757 5659 FAX: 646 219 8508

LANDMARK/PRESERVATION CONSULTANT:
Jan Hird Pokorny Associates, Inc.
39 West 37th Street, 12A
New York, NY 10018
TEL: 212 759 6462 FAX: 212 759 6540

No.	DESCRIPTION	DATE
1	ISSUED FOR SCHEMATIC DESIGN	04 APR 2014
2	ISSUED FOR DESIGN DEVLEOPMENT	01 JUL 2014
3	ISSUED FOR DESIGN DEVLEOPMENT	31 JUL 2014
4	CD PROGRESS ISSUE 1	15 OCT 2014
5	ISSUED FOR BID - MECHANICAL	15 OCT 2014
6	DOB SUBMISSION	19 DEC 2014
7	CD PROGRESS ISSUE 3	09 MAR 2015
8	DOB AMENDMENT 2	18 SEP 2015

0 4' - 0" 8' - 0" 16' - 0"

Discrepancies must be reported immediately to the Architect before proceeding. Only figured dimensions are to be used. Contractors must check all dimensions on site. This drawing is protected by copyright.

ALL DIMENSIONS ARE SHOWN IN IMPERIAL.

CONSULTANT:
AKF
ONE LIBERTY PLAZA, 165 BROADWAY, 22nd FLOOR
NEW YORK, NY 10006
T: 212.354.5656 F: 212.354.5668
Atlanta / Boston / Mexico City / Minneapolis / New York
Philadelphia / Princeton / Toronto / Vancouver / Washington

PROJECT:
217 WEST 57TH STREET
NEW YORK, NY

DRAWING TITLE:
MECHANICAL
UPPER LEVELS MAKE-UP & CORRIDOR AIR RISER DIAGRAM

SEAL & SIGNATURE:

DATE:	04/04/14
PROJECT No:	Y130747-000
DRAWN: RC/AZ	REV: 8
CHK: PHS	
SCALE: NONE	
DWG No:	M-421.01
DOB PAGE No:	95 of 116

DOB EMPLOYEE STAMP: DOB B-SCAN:

36" x 48" Arch E - SHEET SIZE

FILE NAME: C:\Revit Local Files\Y130747-000-AKF-865_MEP15-CENTRAL_ibmgner.rvt
PLOT DATE: 9/18/2015 8:56:42 AM

DEPT OF BLDGS 421263505 Job Number
E397073374E Scan Code

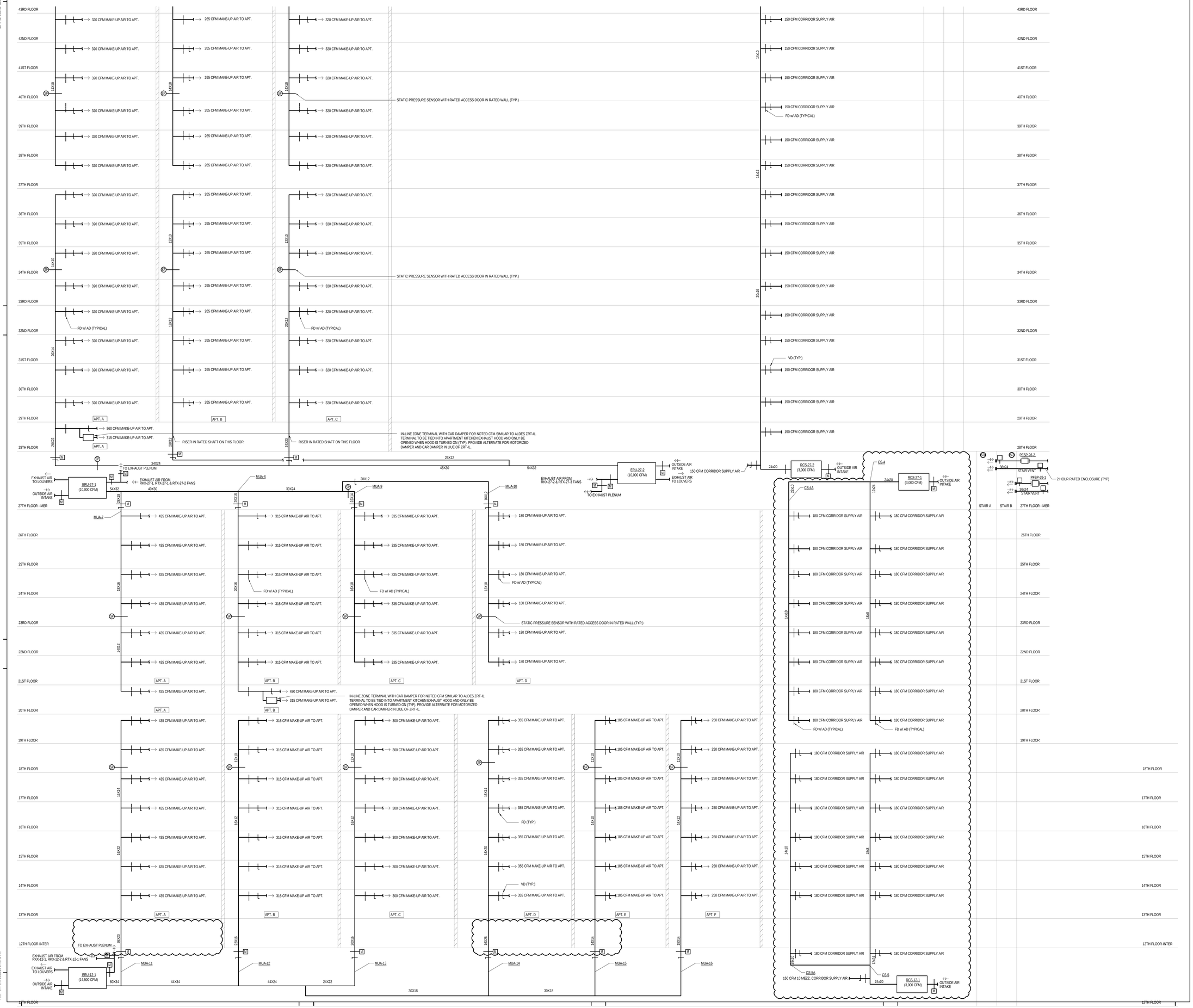

KEY PLAN:

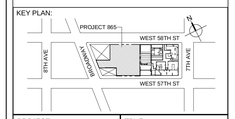

PROJECT NORTH

TRUE NORTH

DEVELOPER:
EXTELL DEVELOPMENT COMPANY
805 THIRD AVENUE, 7TH FLOOR
New York, NY 10022 USA
TEL: 212 712 6000 FAX: 212 712 6100

DESIGN ARCHITECT: Base Building Shell & Core
ADRIAN SMITH + GORDON GILL ARCHITECTURE
111 WEST MONROE STREET SUITE 2300
CHICAGO IL 60603
TEL: 312 920 1888 FAX: 312 920 1775

INTERIOR DESIGNER: Residential
Rottet Architecture and Design Studio, PLLC
298 Fifth Ave, 7th Floor
New York, NY 10001
TEL: 646 998 7000 FAX:

ARCHITECT OF RECORD:Base Building Shell, Core, & Residential
AAI ARCHITECTS, P.C.
401 Wellington St. W., 3rd Floor
Toronto, ON M5V 1E7 Canada
TEL: 416 967 1500 FAX: 416 967 7150

STRUCTURAL ENGINEERS:
WSP CANTOR SEINUK
228 EAST 45th Street
New York, NY 10017 USA
TEL: 212 687 9888 FAX: 646 487 5501

MEP ENGINEERS:
AKF GROUP
One Liberty Plaza, 165 Broadway, 22nd Floor
New York, NY 10006 USA
TEL: 212 354 5656 FAX: 212 354 5668

GEOTECHNICAL ENGINEERS:
Langan Engineering & Environmental Services
21 Penn Plaza - 360 West 31st Street, 8th Floor
New York, NY 10001-2727
TEL: 212 479 5400 FAX: 212 479 5444

CODE CONSULTANTS:
Construction Consulting Associates
100 Church Street
New York, NY 10007
TEL: 212 385 1818 FAX: 212 385 1911

CURTAINWALL CONSULTANT:
AJLP Consulting
40 Worth Street. Suite 826
New York, NY 10013
TEL: 212 757 5659 FAX: 646 219 8508

LANDMARK/PRESERVATION CONSULTANT:
Jan Hird Pokorny Associates, Inc.
39 West 37th Street, 12A
New York, NY 10018
TEL: 212 759 6462 FAX: 212 759 6540

No.	DESCRIPTION	DATE
1	ISSUED FOR SCHEMATIC DESIGN	04 APR 2014
2	ISSUED FOR DESIGN DEVELOPMENT	01 JUL 2014
3	ISSUED FOR DESIGN DEVELOPMENT	31 JUL 2014
4	CD PROGRESS ISSUE 1	15 OCT 2014
5	ISSUED FOR BID - MECHANICAL	15 OCT 2014
6	DOB SUBMISSION	19 DEC 2014
7	CD PROGRESS ISSUE 3	09 MAR 2015
8	CD PROGRESS ISSUE 4	01 JUN 2015
9	CD PROGRESS ISSUE 5	10 AUG 2015
10	DOB AMENDMENT 2	18 SEP 2015

0 4' - 0" 8' - 0" 16' - 0"

Discrepancies must be reported immediately to the Architect before proceeding. Only figured dimensions are to be used. Contractors must check all dimensions on site. This drawing is protected by copyright.

ALL DIMENSIONS ARE SHOWN IN IMPERIAL.

CONSULTANT:
AKF
ONE LIBERTY PLAZA, 165 BROADWAY, 22nd FLOOR
NEW YORK, NY 10006
T: 212.354.5656 F: 212.354.5668
Atlanta / Boise / Mexico City / Minneapolis / New York
Philadelphia / Houston / Dallas / Portland / Seattle

PROJECT:

217 WEST 57TH STREET
NEW YORK, NY

DRAWING TITLE:

MECHANICAL
UPPER LEVELS MAKE-UP & CORRIDOR AIR RISER DIAGRAM

SEAL & SIGNATURE:

STATE OF NEW YORK · REGISTERED PROFESSIONAL ENGINEER · PHILIP H. SCHWEIGER · 075.075155

DATE:	04/04/14
PROJECT No:	Y130747-000
DRAWN: RC/AZ	REV: 10
CHK: PHS	
SCALE: NONE	
DWG No:	M-422.01
DOB PAGE No:	96 of 116

DOB EMPLOYEE STAMP:

DOB B-SCAN:

36" x 48" Arch E - SHEET SIZE
FILE NAME: C:\Revit Local Files\Y130747-000-AKF-865_MEP15-CENTRAL_ljingner.rvt
PLOT DATE: 9/18/2015 8:46:05 AM

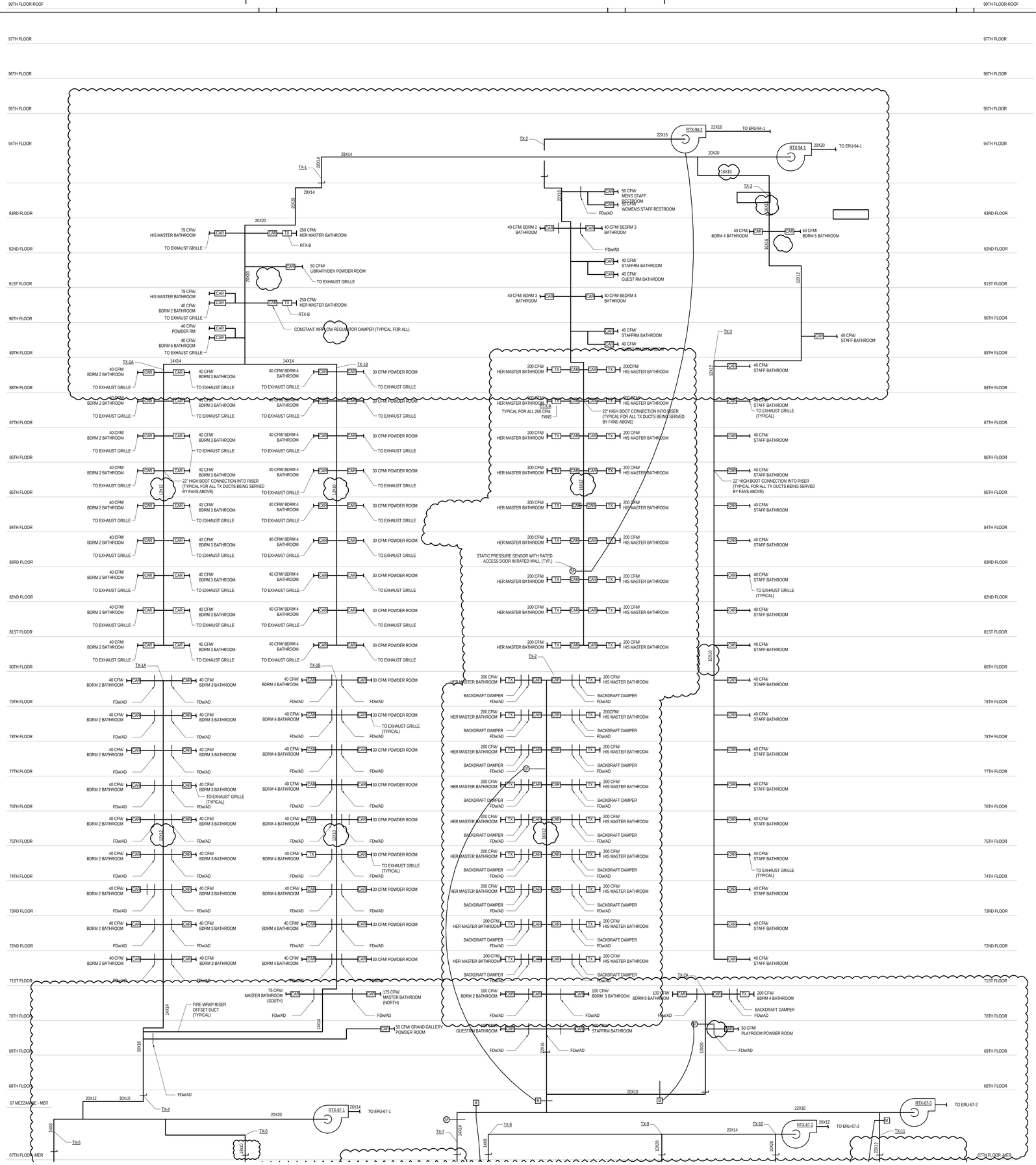

KEY PLAN:

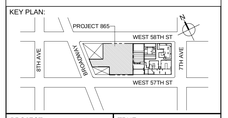

PROJECT NORTH

TRUE NORTH

DEVELOPER:
EXTELL DEVELOPMENT COMPANY
805 THIRD AVENUE, 7TH FLOOR
New York, NY 10022 USA
TEL: 212 712 6000 FAX: 212 712 6100

DESIGN ARCHITECT: Base Building Shell & Core
ADRIAN SMITH + GORDON GILL ARCHITECTURE
111 WEST MONROE STREET SUITE 2300
CHICAGO IL 60603
TEL: 312 920 1888 FAX: 312 920 1775

INTERIOR DESIGNER: Residential
Rottet Architecture and Design Studio, PLLC
298 Fifth Ave, 7th Floor
New York, NY 10001
TEL: 646 998 7000 FAX:

ARCHITECT OF RECORD:Base Building Shell, Core, & Residential
AAI ARCHITECTS, P.C.
401 Wellington St. W., 3rd Floor
Toronto, ON M5V 1E7 Canada
TEL: 416 967 1500 FAX: 416 967 7150

STRUCTURAL ENGINEERS:
WSP CANTOR SEINUK
228 EAST 45th Street
New York, NY 10017 USA
TEL: 212 687 9888 FAX: 646 487 5501

MEP ENGINEERS:
AKF GROUP
One Liberty Plaza, 165 Broadway, 22nd Floor
New York, NY 10006 USA
TEL: 212 354 5656 FAX: 212 354 5668

GEOTECHNICAL ENGINEERS:
Langan Engineering & Environmental Services
21 Penn Plaza - 360 West 31st Street, 8th Floor
New York, NY 10001-2727
TEL: 212 479 5400 FAX: 212 479 5444

CODE CONSULTANTS:
Construction Consulting Associates
100 Church Street
New York, NY 10007
TEL: 212 385 1818 FAX: 212 385 1911

CURTAINWALL CONSULTANT:
AJLP Consulting
40 Worth Street. Suite 826
New York, NY 10013
TEL: 212 757 5659 FAX: 646 219 8508

LANDMARK/PRESERVATION CONSULTANT:
Jan Hird Pokorny Associates, Inc.
39 West 37th Street, 12A
New York, NY 10018
TEL: 212 759 6462 FAX: 212 759 6540

No.	DESCRIPTION	DATE
1	ISSUED FOR SCHEMATIC DESIGN	04 APR 2014
2	ISSUED FOR DESIGN DEVELOPMENT	01 JUL 2014
3	ISSUED FOR DESIGN DEVELOPMENT	31 JUL 2014
4	CD PROGRESS ISSUE 1	15 OCT 2014
5	ISSUED FOR BID - MECHANICAL	15 OCT 2014
6	DOB SUBMISSION	19 DEC 2014
7	CD PROGRESS ISSUE 3	09 MAR 2015
8	CD PROGRESS ISSUE 4	01 JUN 2015
9	CD PROGRESS ISSUE 5	10 AUG 2015
10	DOB AMENDMENT 2	18 SEP 2015

0 4' - 0" 8' - 0" 16' - 0"

Discrepancies must be reported immediately to the Architect before proceeding. Only figured dimensions are to be used. Contractors must check all dimensions on site. This drawing is protected by copyright.

ALL DIMENSIONS ARE SHOWN IN IMPERIAL.

CONSULTANT:
AKF
ONE LIBERTY PLAZA, 165 BROADWAY, 22nd FLOOR
NEW YORK, NY 10006
T: 212.354.5656 F: 212.354.5668
Atlanta / Boston / Mexico City / Minneapolis / New York
Philadelphia / Princeton / Toronto / Vancouver / Washington

PROJECT:

217 WEST 57TH STREET

NEW YORK, NY

DRAWING TITLE:

MECHANICAL
UPPER LEVELS TOILET EXHAUST RISER DIAGRAM

SEAL & SIGNATURE:

STATE OF NEW YORK · REGISTERED PROFESSIONAL ENGINEER · PE.079156

DATE:	04/04/14
PROJECT No:	Y130747-000
DRAWN: RC/AZ	REV:
CHK: PHS	10
SCALE: NONE	
DWG No:	M-423.01
DOB PAGE No:	97 of 116

DOB EMPLOYEE STAMP:

DOB B-SCAN:

DEPT OF BLDGS 121263425 Job Number
E3601145589 Scan Code
36" x 48" Arch E - SHEET SIZE
FILE NAME: C:\Revit Local Files\Y130747-000-AKF-865_MEP15-CENTRAL_Jingner.rvt
PLOT DATE: 9/18/2015 8:46:46 AM

DEPT OF BLDGS 121282505 Job Number
E366956144 Scan Code



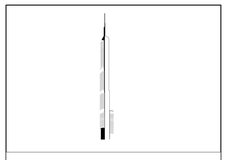

KEY PLAN:

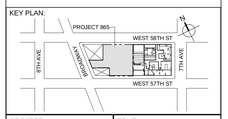

PROJECT NORTH

TRUE NORTH

DEVELOPER:
EXTELL DEVELOPMENT COMPANY
805 THIRD AVENUE, 7TH FLOOR
New York, NY 10022 USA
TEL: 212 712 6000 FAX: 212 712 6100

DESIGN ARCHITECT: Base Building Shell & Core
ADRIAN SMITH + GORDON GILL ARCHITECTURE
111 WEST MONROE STREET SUITE 2300
CHICAGO IL 60603
TEL: 312 920 1888 FAX: 312 920 1775

INTERIOR DESIGNER: Residential
Rottet Architecture and Design Studio, PLLC
298 Fifth Ave, 7th Floor
New York, NY 10001
TEL: 646 998 7000 FAX:

ARCHITECT OF RECORD:Base Building Shell, Core, & Residential
AAI ARCHITECTS, P.C.
401 Wellington St. W., 3rd Floor
Toronto, ON M5V 1E7 Canada
TEL: 416 967 1500 FAX: 416 967 7150

STRUCTURAL ENGINEERS:
WSP CANTOR SEINUK
228 EAST 45th Street
New York, NY 10017 USA
TEL: 212 687 9888 FAX: 646 487 5501

MEP ENGINEERS:
AKF GROUP
One Liberty Plaza, 165 Broadway, 22nd Floor
New York, NY 10006 USA
TEL: 212 354 5656 FAX: 212 354 5668

GEOTECHNICAL ENGINEERS:
Langan Engineering & Environmental Services
21 Penn Plaza - 360 West 31st Street, 8th Floor
New York, NY 10001-2727
TEL: 212 479 5400 FAX: 212 479 5444

CODE CONSULTANTS:
Construction Consulting Associates
100 Church Street
New York, NY 10007
TEL: 212 385 1818 FAX: 212 385 1911

CURTAINWALL CONSULTANT:
AJLP Consulting
40 Worth Street, Suite 826
New York, NY 10013
TEL: 212 757 5659 FAX: 646 219 8508

LANDMARK/PRESERVATION CONSULTANT:
Jan Hird Pokorny Associates, Inc.
39 West 37th Street, 12th
New York, NY 10018
TEL: 212 759 6462 FAX: 212 759 6540

No.	DESCRIPTION	DATE
1	ISSUED FOR SCHEMATIC DESIGN	04 APR 2014
2	ISSUED FOR DESIGN DEVELOPMENT	01 JUL 2014
3	ISSUED FOR DESIGN DEVELOPMENT	31 JUL 2014
4	CD PROGRESS ISSUE 1	15 OCT 2014
5	ISSUED FOR BID - MECHANICAL	15 OCT 2014
6	DOB SUBMISSION	19 DEC 2014
7	CD PROGRESS ISSUE 3	09 MAR 2015
8	CD PROGRESS ISSUE 4	01 JUN 2015
9	CD PROGRESS ISSUE 5	10 AUG 2015
10	DOB AMENDMENT 2	18 SEP 2015

0 4' - 0" 8' - 0" 16' - 0"

Discrepancies must be reported immediately to the Architect before proceeding. Only figured dimensions are to be used. Contractors must check all dimensions on site. This drawing is protected by copyright.

ALL DIMENSIONS ARE SHOWN IN IMPERIAL.

CONSULTANT:
AKF
ONE LIBERTY PLAZA, 165 BROADWAY, 22nd FLOOR
NEW YORK, NY 10006
T: 212.354.5656 F: 212.354.5668
Arlington / Boston / Mexico City / Minneapolis / New York
Philadelphia / Princeton / Puebla / Rochester / Stamford

PROJECT:
217 WEST 57TH STREET
NEW YORK, NY

DRAWING TITLE:
MECHANICAL
UPPER LEVELS TOILET EXHAUST RISER DIAGRAM

SEAL & SIGNATURE:

DATE:	04/04/14
PROJECT No:	Y130747-000
DRAWN: RC/AZ	REV: 10
CHK: PHS	
SCALE: NONE	
DWG No:	M-424.01
DOB PAGE No:	98 of 116

DOB EMPLOYEE STAMP:

DOB B-SCAN:

36" x 48" Arch E - SHEET SIZE

FILE NAME: C:\Revit Local Files\Y130747-000-AKF-865_MEP15-CENTRAL_jlangner.rvt
PLOT DATE: 9/10/2015 8:48:53 AM

KEY PLAN:

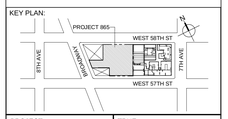

PROJECT NORTH

TRUE NORTH

DEVELOPER:
EXTELL DEVELOPMENT COMPANY
805 THIRD AVENUE, 7TH FLOOR
New York, NY 10022 USA
TEL: 212 712 6000 FAX: 212 712 6100

DESIGN ARCHITECT: Base Building Shell & Core
ADRIAN SMITH + GORDON GILL ARCHITECTURE
111 WEST MONROE STREET SUITE 2300
CHICAGO IL 60603
TEL: 312 920 1888 FAX: 312 920 1775

INTERIOR DESIGNER: Residential
Rottet Architecture and Design Studio, PLLC
298 Fifth Ave, 7th Floor
New York, NY 10001
TEL: 646 998 7000 FAX:

ARCHITECT OF RECORD:Base Building Shell, Core, & Residential
AAI ARCHITECTS, P.C.
401 Wellington St. W., 3rd Floor
Toronto, ON M5V 1E7 Canada
TEL: 416 967 1500 FAX: 416 967 7150

STRUCTURAL ENGINEERS:
WSP CANTOR SEINUK
228 EAST 45th Street
New York, NY 10017 USA
TEL: 212 687 9888 FAX: 646 487 5501

MEP ENGINEERS:
AKF GROUP
One Liberty Plaza, 165 Broadway, 22nd Floor
New York, NY 10006 USA
TEL: 212 354 5656 FAX: 212 354 5668

GEOTECHNICAL ENGINEERS:
Langan Engineering & Environmental Services
21 Penn Plaza - 360 West 31st Street, 8th Floor
New York, NY 10001-2727
TEL: 212 479 5400 FAX: 212 479 5444

CODE CONSULTANTS:
Construction Consulting Associates
100 Church Street
New York, NY 10007
TEL: 212 385 1818 FAX: 212 385 1911

CURTAINWALL CONSULTANT:
AJLP Consulting
40 Worth Street. Suite 826
New York, NY 10013
TEL: 212 757 5659 FAX: 646 219 8508

LANDMARK/PRESERVATION CONSULTANT:
Jan Hird Pokorny Associates, Inc.
39 West 37th Street, 12th
New York, NY 10018
TEL: 212 759 6462 FAX: 212 759 6540

No.	DESCRIPTION	DATE
1	ISSUED FOR SCHEMATIC DESIGN	04 APR 2014
2	ISSUED FOR DESIGN DEVELOPMENT	01 JUL 2014
3	ISSUED FOR DESIGN DEVELOPMENT	31 JUL 2014
4	CD PROGRESS ISSUE 1	15 OCT 2014
5	ISSUED FOR BID - MECHANICAL	15 OCT 2014
6	DOB SUBMISSION	19 DEC 2014
7	CD PROGRESS ISSUE 3	09 MAR 2015
8	CD PROGRESS ISSUE 4	01 JUN 2015
9	CD PROGRESS ISSUE 5	10 AUG 2015
10	DOB AMENDMENT 2	18 SEP 2015

0 4' - 0" 8' - 0" 16' - 0"

Discrepancies must be reported immediately to the Architect before proceeding. Only figured dimensions are to be used. Contractors must check all dimensions on site. This drawing is protected by copyright.

ALL DIMENSIONS ARE SHOWN IN IMPERIAL.

CONSULTANT:
AKF
ONE LIBERTY PLAZA, 165 BROADWAY, 22nd FLOOR
NEW YORK, NY 10006
T: 212.354.5656 F: 212.354.5668
Atlanta | Boston | Mexico City | Minneapolis | New York
Philadelphia | Princeton | Portland | Rochester | Washington

PROJECT:
217 WEST 57TH STREET
NEW YORK, NY

DRAWING TITLE:
MECHANICAL
UPPER LEVELS TOILET EXHAUST RISER DIAGRAM

SEAL & SIGNATURE:

STATE OF NEW YORK · PHILIP H. SCHMIDT · 075 · LICENSED PROFESSIONAL ENGINEER

DATE:	04/04/14
PROJECT No:	Y130747-000
DRAWN: RC/AZ	REV: 10
CHK: PHS	
SCALE: NONE	
DWG No:	M-425.01
DOB PAGE No:	99 of 116

DOB EMPLOYEE STAMP:

DOB B-SCAN:

DEPT OF BLDGS 421263005 Job Number
E396187115X Scan Code
36" x 48" Arch E, SHEET SIZE
FILE NAME: C:\Revit Local Files\Y130747-000-AKF-BIS_MEP15-CENTRAL_Jingner.rvt
PLOT DATE: 9/10/2015 9:46:54 AM

DEPT OF BLDGS 421263425 Job Number
E399950638 Scan Code

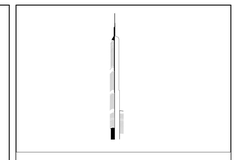

KEY PLAN:

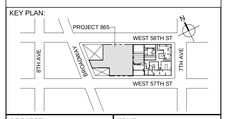

PROJECT NORTH

TRUE NORTH

DEVELOPER:
EXTELL DEVELOPMENT COMPANY
805 THIRD AVENUE, 7TH FLOOR
New York, NY 10022 USA
TEL: 212 712 6000 FAX: 212 712 6100

DESIGN ARCHITECT: Base Building Shell & Core
ADRIAN SMITH + GORDON GILL ARCHITECTURE
111 WEST MONROE STREET SUITE 2300
CHICAGO IL 60603
TEL: 312 920 1888 FAX: 312 920 1775

INTERIOR DESIGNER: Residential
Rottet Architecture and Design Studio, PLLC
298 Fifth Ave, 7th Floor
New York, NY 10001
TEL: 646 998 7000 FAX:

ARCHITECT OF RECORD:Base Building Shell, Core, & Residential
AAI ARCHITECTS, P.C.
401 Wellington St. W., 3rd Floor
Toronto, ON M5V 1E7 Canada
TEL: 416 967 1500 FAX: 416 967 7150

STRUCTURAL ENGINEERS:
WSP CANTOR SEINUK
228 EAST 45th Street
New York, NY 10017 USA
TEL: 212 687 9888 FAX: 646 487 5501

MEP ENGINEERS:
AKF GROUP
One Liberty Plaza, 165 Broadway, 22nd Floor
New York, NY 10006 USA
TEL: 212 354 5656 FAX: 212 354 5668

GEOTECHNICAL ENGINEERS:
Langan Engineering & Environmental Services
21 Penn Plaza - 360 West 31st Street, 8th Floor
New York, NY 10001-2727
TEL: 212 479 5400 FAX: 212 479 5444

CODE CONSULTANTS:
Construction Consulting Associates
100 Church Street
New York, NY 10007
TEL: 212 385 1818 FAX: 212 385 1911

CURTAINWALL CONSULTANT:
AJLP Consulting
40 Worth Street. Suite 826
New York, NY 10013
TEL: 212 757 5659 FAX: 646 219 8508

LANDMARK/PRESERVATION CONSULTANT:
Jan Hird Pokorny Associates, Inc.
39 West 37th Street, 12A
New York, NY 10018
TEL: 212 759 6462 FAX: 212 759 6540

No.	DESCRIPTION	DATE
1	ISSUED FOR SCHEMATIC DESIGN	04 APR 2014
2	ISSUED FOR DESIGN DEVELOPMENT	01 JUL 2014
3	ISSUED FOR DESIGN DEVELOPMENT	31 JUL 2014
4	CD PROGRESS ISSUE 1	15 OCT 2014
5	ISSUED FOR BID - MECHANICAL	15 OCT 2014
6	DOB SUBMISSION	19 DEC 2014
7	CD PROGRESS ISSUE 3	09 MAR 2015
8	CD PROGRESS ISSUE 4	01 JUN 2015
9	CD PROGRESS ISSUE 5	10 AUG 2015
10	DOB AMENDMENT 2	18 SEP 2015

0 4'-0" 8'-0" 16'-0"

Discrepancies must be reported immediately to the Architect before proceeding. Only figured dimensions are to be used. Contractors must check all dimensions on site. This drawing is protected by copyright.

ALL DIMENSIONS ARE SHOWN IN IMPERIAL.

CONSULTANT:
AKF
ONE LIBERTY PLAZA, 165 BROADWAY, 22nd FLOOR
NEW YORK, NY 10006
T: 212.354.5656 F: 212.354.5668
Philadelphia • Washington • Los Angeles • Toronto • Seattle

PROJECT:

217 WEST 57TH STREET
NEW YORK, NY

DRAWING TITLE:

MECHANICAL
UPPER LEVELS DRYER EXHAUST
RISER DIAGRAM

SEAL & SIGNATURE:

STATE OF NEW YORK · RICHARD A. ZAVAGLIA · 037510 · LICENSED PROFESSIONAL ENGINEER

DATE:	04/04/14
PROJECT No:	Y130747-000
DRAWN: RC/AZ	REV:
CHK: PHS	10
SCALE: NONE	
DWG No:	
M-428.01	
DOB PAGE No: 102 of 116	

DOB EMPLOYEE STAMP:

DOB B-SCAN:

36" x 48" Form E - SHEET SIZE
FILE NAME: C:\Revit Local Files\Y130747-000-ANF-865_MEP15-CENTRAL_jlangner.rvt
PLOT DATE: 9/1/2015 5:54:01 AM

DEPT OF BLDGS 421263635 Job Number
E3466A00135 Scan Code

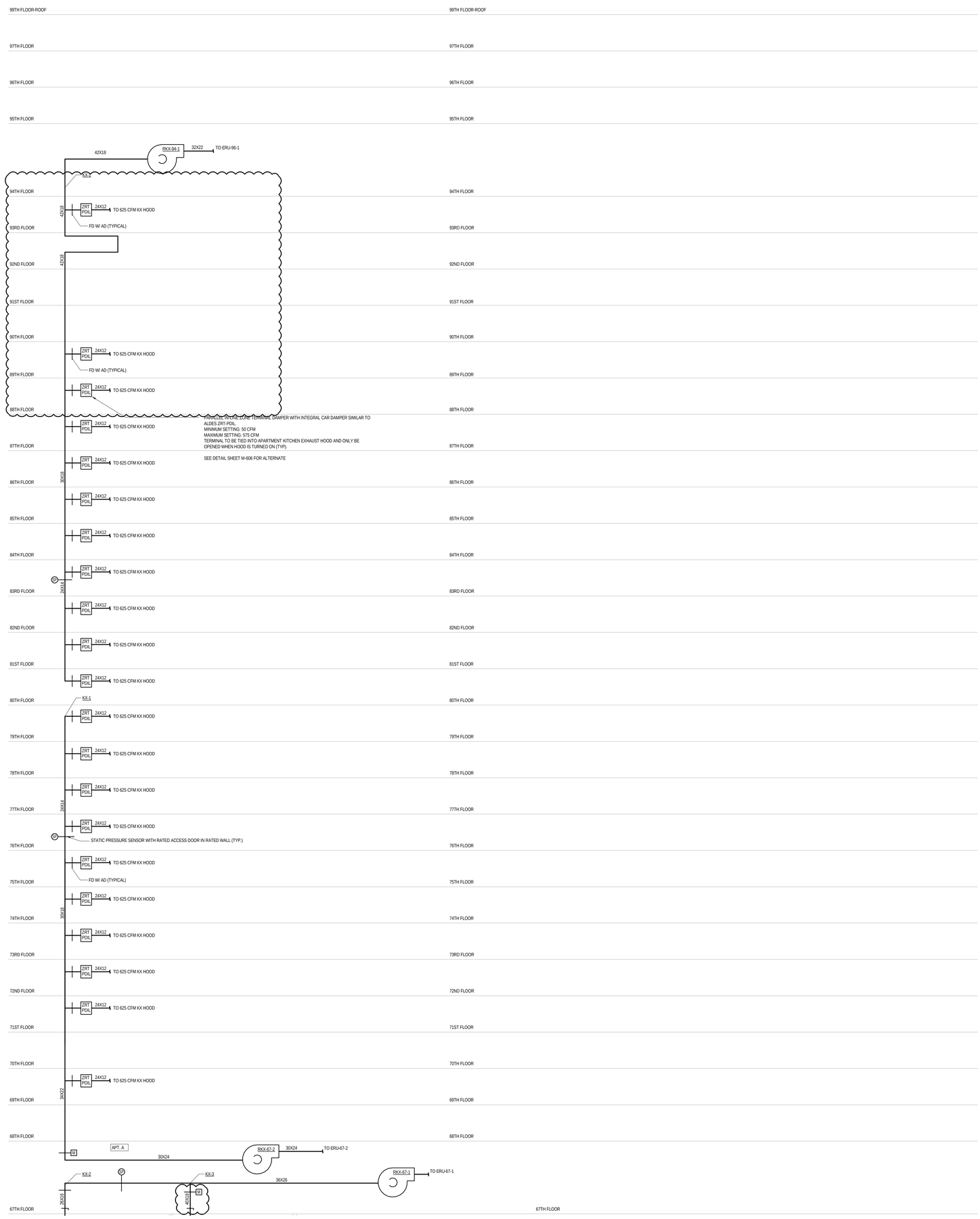

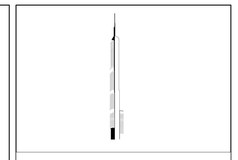

KEY PLAN:

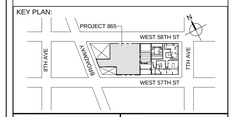

PROJECT NORTH

TRUE NORTH

DEVELOPER:
EXTELL DEVELOPMENT COMPANY
805 THIRD AVENUE, 7TH FLOOR
New York, NY 10022 USA
TEL: 212 712 6000 FAX: 212 712 6100

DESIGN ARCHITECT: Base Building Shell & Core
ADRIAN SMITH + GORDON GILL ARCHITECTURE
111 WEST MONROE STREET SUITE 2300
CHICAGO IL 60603
TEL: 312 920 1888 FAX: 312 920 1775

INTERIOR DESIGNER: Residential
Rottet Architecture and Design Studio, PLLC
298 Fifth Ave, 7th Floor
New York, NY 10001
TEL: 646 998 7000 FAX:

ARCHITECT OF RECORD:Base Building Shell, Core, & Residential
AAI ARCHITECTS, P.C.
401 Wellington St. W., 3rd Floor
Toronto, ON M5V 1E7 Canada
TEL: 416 967 1500 FAX: 416 967 7150

STRUCTURAL ENGINEERS:
WSP CANTOR SEINUK
228 EAST 45th Street
New York, NY 10017 USA
TEL: 212 687 9888 FAX: 646 487 5501

MEP ENGINEERS:
AKF GROUP
One Liberty Plaza, 165 Broadway, 22nd Floor
New York, NY 10006 USA
TEL: 212 354 5656 FAX: 212 354 5668

GEOTECHNICAL ENGINEERS:
Langan Engineering & Environmental Services
21 Penn Plaza - 360 West 31st Street, 8th Floor
New York, NY 10001-2727
TEL: 212 479 5400 FAX: 212 479 5444

CODE CONSULTANTS:
Construction Consulting Associates
100 Church Street
New York, NY 10007
TEL: 212 385 1818 FAX: 212 385 1911

CURTAINWALL CONSULTANT:
AJLP Consulting
40 Worth Street. Suite 826
New York, NY 10013
TEL: 212 757 5659 FAX: 646 219 8508

LANDMARK/PRESERVATION CONSULTANT:
Jan Hird Pokorny Associates, Inc.
39 West 37th Street, 12A
New York, NY 10018
TEL: 212 759 6462 FAX: 212 759 6540

No.	DESCRIPTION	DATE
1	ISSUED FOR SCHEMATIC DESIGN	04 APR 2014
2	ISSUED FOR DESIGN DEVLEOPMENT	01 JUL 2014
3	ISSUED FOR DESIGN DEVLEOPMENT	31 JUL 2014
4	CD PROGRESS ISSUE 1	15 OCT 2014
5	ISSUED FOR BID - MECHANICAL	15 OCT 2014
6	DOB SUBMISSION	19 DEC 2014
7	CD PROGRESS ISSUE 3	09 MAR 2015
8	CD PROGRESS ISSUE 4	01 JUN 2015
9	CD PROGRESS ISSUE 5	10 AUG 2015
10	DOB AMENDMENT 2	18 SEP 2015

0 4'-0" 8'-0" 16'-0"

Discrepancies must be reported immediately to the Architect before proceeding. Only figured dimensions are to be used. Contractors must check all dimensions on site. This drawing is protected by copyright.

ALL DIMENSIONS ARE SHOWN IN IMPERIAL.

CONSULTANT:
AKF
ONE LIBERTY PLAZA, 165 BROADWAY, 22nd FLOOR
NEW YORK, NY 10006
T: 212.354.5656 F: 212.354.5668
Arlington / Boston / Mexico City / Minneapolis / New York
Philadelphia / Princeton / Florida / Richmond / Deerfield

PROJECT:

217 WEST 57TH STREET
NEW YORK, NY

DRAWING TITLE:

MECHANICAL
UPPER LEVELS KITCHEN EXHAUST RISER DIAGRAM

SEAL & SIGNATURE:

STATE OF NEW YORK · PHILIP HERBERT MOSS · 075139 · LICENSED PROFESSIONAL ENGINEER

DATE:	04/04/14
PROJECT No:	Y130747-000
DRAWN: RC/AZ	REV: 10
CHK: PHS	
SCALE: NONE	
DWG No:	M-429.01
DOB PAGE No: 103 of 116	

DOB EMPLOYEE STAMP:

DOB B-SCAN:

36" x 48" Arch E - SHEET SIZE
FILE NAME: C:\Bim\Local Files\Y130747-000-AKF-865_MEP15-CENTRAL_jangner.rvt
PLOT DATE: 9/18/2015 1:49:09 AM

DEPT OF BLDGS 121263525 Job Number
E390043387 Scan Code

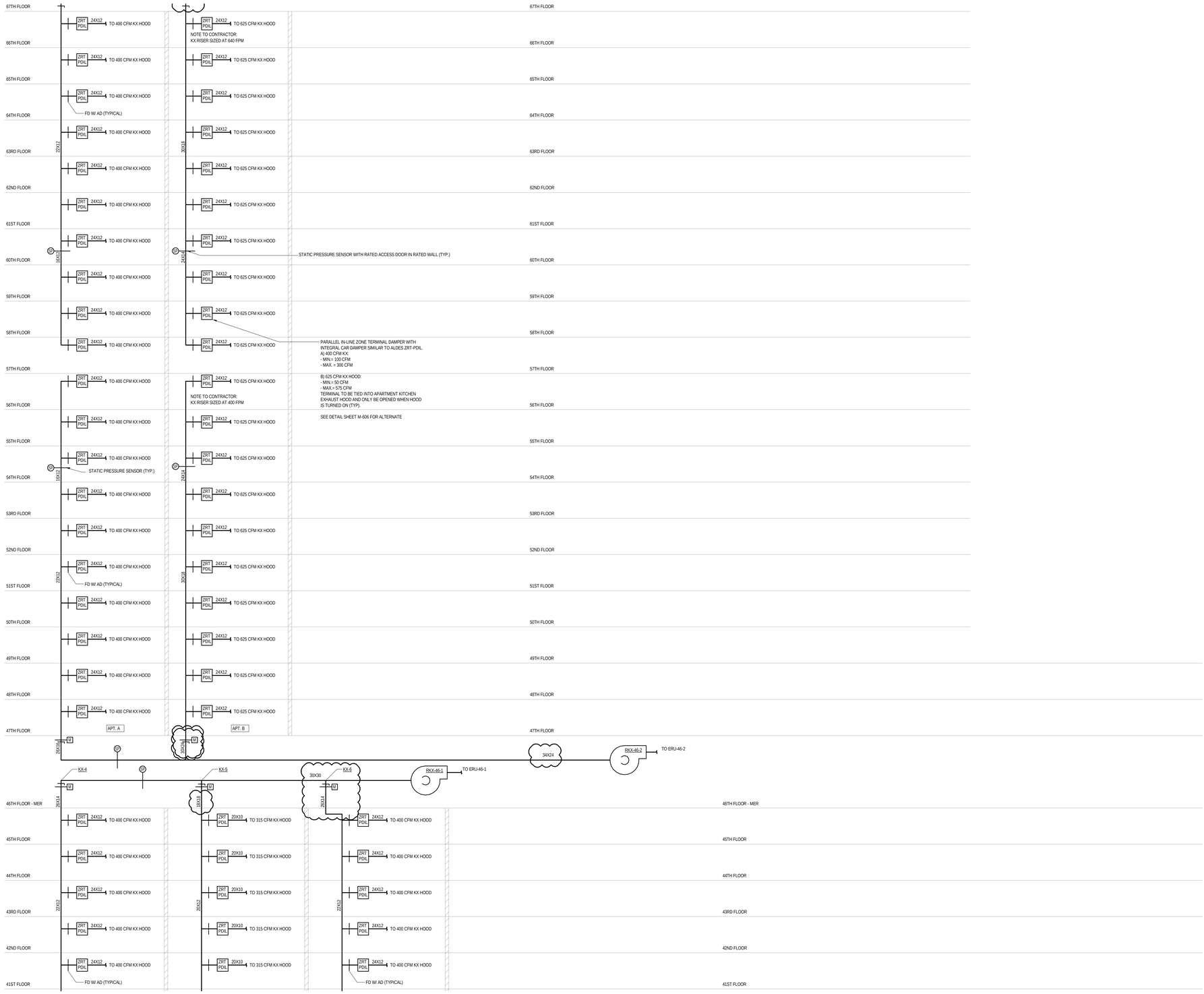

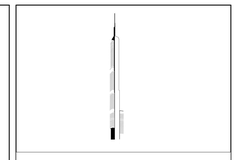

KEY PLAN:

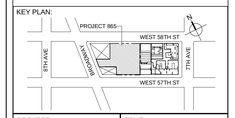

PROJECT NORTH

TRUE NORTH

DEVELOPER:
EXTELL DEVELOPMENT COMPANY
805 THIRD AVENUE, 7TH FLOOR
New York, NY 10022 USA
TEL: 212 712 6000 FAX: 212 712 6100

DESIGN ARCHITECT: Base Building Shell & Core
ADRIAN SMITH + GORDON GILL ARCHITECTURE
111 WEST MONROE STREET SUITE 2300
CHICAGO IL 60603
TEL: 312 920 1888 FAX: 312 920 1775

INTERIOR DESIGNER: Residential
Rottet Architecture and Design Studio, PLLC
298 Fifth Ave, 7th Floor
New York, NY 10001
TEL: 646 998 7000 FAX:

ARCHITECT OF RECORD:Base Building Shell, Core, & Residential
AAI ARCHITECTS, P.C.
401 Wellington St. W., 3rd Floor
Toronto, ON M5V 1E7 Canada
TEL: 416 967 1500 FAX: 416 967 7150

STRUCTURAL ENGINEERS:
WSP CANTOR SEINUK
228 EAST 45th Street
New York, NY 10017 USA
TEL: 212 687 9888 FAX: 646 487 5501

MEP ENGINEERS:
AKF GROUP
One Liberty Plaza, 165 Broadway, 22nd Floor
New York, NY 10006 USA
TEL: 212 354 5656 FAX: 212 354 5668

GEOTECHNICAL ENGINEERS:
Langan Engineering & Environmental Services
21 Penn Plaza - 360 West 31st Street, 8th Floor
New York, NY 10001-2727
TEL: 212 479 5400 FAX: 212 479 5444

CODE CONSULTANTS:
Construction Consulting Associates
100 Church Street
New York, NY 10007
TEL: 212 385 1818 FAX: 212 385 1911

CURTAINWALL CONSULTANT:
AJLP Consulting
40 Worth Street, Suite 826
New York, NY 10013
TEL: 212 757 5659 FAX: 646 219 8508

LANDMARK/PRESERVATION CONSULTANT:
Jan Hird Pokorny Associates, Inc.
39 West 37th Street, 12A
New York, NY 10018
TEL: 212 759 6462 FAX: 212 759 6540

No.	DESCRIPTION	DATE
1	ISSUED FOR SCHEMATIC DESIGN	04 APR 2014
2	ISSUED FOR DESIGN DEVLEOPMENT	01 JUL 2014
3	ISSUED FOR DESIGN DEVLEOPMENT	31 JUL 2014
4	CD PROGRESS ISSUE 1	15 OCT 2014
5	ISSUED FOR BID - MECHANICAL	15 OCT 2014
6	DOB SUBMISSION	19 DEC 2014
7	CD PROGRESS ISSUE 3	09 MAR 2015
8	CD PROGRESS ISSUE 4	01 JUN 2015
9	CD PROGRESS ISSUE 5	10 AUG 2015
10	DOB AMENDMENT 2	18 SEP 2015

0 4' - 0" 8' - 0" 16' - 0"

Discrepancies must be reported immediately to the Architect before proceeding. Only figured dimensions are to be used. Contractors must check all dimensions on site. This drawing is protected by copyright.

ALL DIMENSIONS ARE SHOWN IN IMPERIAL.

CONSULTANT:
AKF
ONE LIBERTY PLAZA, 165 BROADWAY, 22nd FLOOR
NEW YORK, NY 10006
T: 212.354.5656 F: 212.354.5668
Atlanta • Dallas • Miami • Los Angeles • Chicago • New York
Philadelphia • Houston • Boston • Northeast • Seattle

PROJECT:

217 WEST 57TH STREET

NEW YORK, NY

DRAWING TITLE:

MECHANICAL

UPPER LEVELS KITCHEN EXHAUST RISER DIAGRAM

SEAL & SIGNATURE:

DATE:	04/04/14
PROJECT No:	Y130747-000
DRAWN: RC/AZ	REV: 10
CHK: PHS	
SCALE: NONE	
DWG No:	M-430.01
DOB PAGE No:	104 of 116

DOB EMPLOYEE STAMP:

DOB B-SCAN:

36" x 48" Arch E SHEET SIZE
FILE NAME: C:\Revit Local Files\Y130747-000-AAF-865_MEP15-CENTRAL_jangrant.rvt
PLOT DATE: 4/10/2015 5:08:05 AM

DEPT OF BLDGS 121263635 Job Number
E313563635 Scan Code

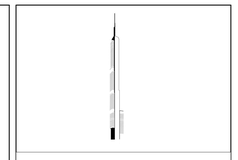

KEY PLAN:

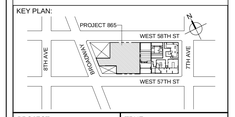

PROJECT NORTH

TRUE NORTH

DEVELOPER:
EXTELL DEVELOPMENT COMPANY
805 THIRD AVENUE, 7TH FLOOR
New York, NY 10022 USA
TEL: 212 712 6000 FAX: 212 712 6100

DESIGN ARCHITECT: Base Building Shell & Core
ADRIAN SMITH + GORDON GILL ARCHITECTURE
111 WEST MONROE STREET SUITE 2300
CHICAGO IL 60603
TEL: 312 920 1888 FAX: 312 920 1775

INTERIOR DESIGNER: Residential
Rottet Architecture and Design Studio, PLLC
298 Fifth Ave, 7th Floor
New York, NY 10001
TEL: 646 998 7000 FAX:

ARCHITECT OF RECORD:Base Building Shell, Core, & Residential
AAI ARCHITECTS, P.C.
401 Wellington St. W., 3rd Floor
Toronto, ON M5V 1E7 Canada
TEL: 416 967 1500 FAX: 416 967 7150

STRUCTURAL ENGINEERS:
WSP CANTOR SEINUK
228 EAST 45th Street
New York, NY 10017 USA
TEL: 212 687 9888 FAX: 646 487 5501

MEP ENGINEERS:
AKF GROUP
One Liberty Plaza, 165 Broadway, 22nd Floor
New York, NY 10006 USA
TEL: 212 354 5656 FAX: 212 354 5668

GEOTECHNICAL ENGINEERS:
Langan Engineering & Environmental Services
21 Penn Plaza - 360 West 31st Street, 8th Floor
New York, NY 10001-2727
TEL: 212 479 5400 FAX: 212 479 5444

CODE CONSULTANTS:
Construction Consulting Associates
100 Church Street
New York, NY 10007
TEL: 212 385 1818 FAX: 212 385 1911

CURTAINWALL CONSULTANT:
AJLP Consulting
40 Worth Street. Suite 826
New York, NY 10013
TEL: 212 757 5659 FAX: 646 219 8508

LANDMARK/PRESERVATION CONSULTANT:
Jan Hird Pokorny Associates, Inc.
39 West 37th Street, 12A
New York, NY 10018
TEL: 212 759 6462 FAX: 212 759 6540

No.	DESCRIPTION	DATE
1	ISSUED FOR SCHEMATIC DESIGN	04 APR 2014
2	ISSUED FOR DESIGN DEVELOPMENT	01 JUL 2014
3	ISSUED FOR DESIGN DEVELOPMENT	31 JUL 2014
4	CD PROGRESS ISSUE 1	15 OCT 2014
5	ISSUED FOR BID - MECHANICAL	15 OCT 2014
6	DOB SUBMISSION	19 DEC 2014
7	CD PROGRESS ISSUE 3	09 MAR 2015
8	CD PROGRESS ISSUE 4	01 JUN 2015
9	CD PROGRESS ISSUE 5	10 AUG 2015
10	DOB AMENDMENT 2	18 SEP 2015

0 4' - 0" 8' - 0" 16' - 0"

Discrepancies must be reported immediately to the Architect before proceeding. Only figured dimensions are to be used. Contractors must check all dimensions on site. This drawing is protected by copyright.

ALL DIMENSIONS ARE SHOWN IN IMPERIAL.

CONSULTANT:
AKF
ONE LIBERTY PLAZA, 165 BROADWAY, 22nd FLOOR
NEW YORK, NY 10006
T: 212.354.5656 F: 212.354.5668
Arlington / Boston / Denver / Dallas / Jacksonville / New York
Philadelphia / Princeton / Tucson / Rochester / Deerfield

PROJECT:

217 WEST 57TH STREET

NEW YORK, NY

DRAWING TITLE:

MECHANICAL
UPPER LEVELS KITCHEN EXHAUST RISER DIAGRAM

SEAL & SIGNATURE:

STATE OF NEW YORK · CHRISTOPHER C. MCGINN · 081-079158 · LICENSED PROFESSIONAL ENGINEER

DATE:	04/04/14
PROJECT No:	Y130747-000
DRAWN: RC/AZ	REV: 10
CHK: PHS	
SCALE: NONE	
DWG No:	**M-431.01**
DOB PAGE No: 105 of 116	

DOB EMPLOYEE STAMP:

DOB B-SCAN:

36" x 48" Arch E, SHEET SIZE

FILE NAME: C:\Revit Local Files\Y130747-000-AKF-865_MEP15-CENTRAL_jlangner.rvt
PLOT DATE: 9/15/2015 5:40:08 AM

DEPT OF BLDGS 121328205 Job Number
ES406262414 Scan Code

36" x 48" Arch E -SHEET SIZE

COOLING TOWER SCHEDULE

UNIT	NO.	LEVEL	SERVICE	NO. OF CELLS	TYPE	CONDENSER WATER DATA			CONDENSER WATER DATA		FAN DATA		FAN MOTOR DATA		FAN MOTOR DATA				ELECTRICAL DATA						VIBRATION ISOLATION			PHYSICAL DATA (EACH CELL)				MANUFACTURER	MODEL NO.
						GPM PER CELL	WATER TEMP. (ºF) EWT	WATER TEMP. (ºF) LWT	MAX. P.D. (FT. H2O)	ENTERING WET BULB (ºF)	NO. OF FANS PER CELL	AIR FLOW OVERCELL (CFM)	DRIVE TYPE	NO. OF MOTORS PER CELL	MHP	LOW RPM	HI RPM	STARTER TYPE	VOLTS	PHASE	HZ	BASIN HEATER NO. OF HEATERS	BASIN HEATER KW (EA.)	BASIN HEATER NO. OF STAGES	MOUNTING TYPE	BASE TYPE	MIN. STATIC DEFLECTION (IN)	LENGTH (FT-IN)	WIDTH (FT-IN)	HEIGHT (FT-IN)	OPERATING WT. (LBS)		
CT	99A-1	COOLING TOWERS/BMU	CONDENSER WATER	1	OPEN CELL	2000	100	85	10.00	78	1	236,400	DIRECT	1	60	290	10,022	VFD	460	3	60	1	30.0	2	SPRING ISOLATORS	SEE SPECS	SEE SPECS	11' - 10 3/4"	22' - 5"	18' - 10 1/8"	38,780	SPX COOLING TECHNOLOGIES	MARLEY NC8411
CT	99A-2	COOLING TOWERS/BMU	CONDENSER WATER	1	OPEN CELL	2000	100	85	10.00	78	1	236,400	DIRECT	1	60	290	10,022	VFD	460	3	60	1	30.0	2	SPRING ISOLATORS	SEE SPECS	SEE SPECS	11' - 10 3/4"	22' - 5"	18' - 10 1/8"	38,780	SPX COOLING TECHNOLOGIES	MARLEY NC8411
CT	99A-3	COOLING TOWERS/BMU	CONDENSER WATER	1	OPEN CELL	2000	100	85	10.00	78	1	236,400	DIRECT	1	60	290	10,022	VFD	460	3	60	1	30.0	2	SPRING ISOLATORS	SEE SPECS	SEE SPECS	11' - 10 3/4"	22' - 5"	18' - 10 1/8"	38,780	SPX COOLING TECHNOLOGIES	MARLEY NC8411

BOILER SCHEDULE

UNIT	NO.	LOCATION	SERVICE	INPUT (BTU/H)	OUTPUT (BTU/H)	PERFORMANCE DATA					GAS DATA				ELECTRICAL DATA				DIMENSIONS			OPERATING WT. (LBS) INCLUDING WATER	EFF % (AHRI)	MANUFACTURER	MODEL NO.
						DESIGN FLOW RATE (GPM)	EWT	LWT	PRESSURE DROP (PSI)	MAX WORKING PRESSURE (PSI)	FUEL TYPE	GAS TRAIN SIZE	MIN GAS PRESSURE (IN W.G.)	MAX GAS PRESSURE (IN W.G.)	VOLTAGE	PHASE	HZ	FLA	WIDTH	DEPTH	HEIGHT				
B	6-1	6TH FLOOR MEP	HOT WATER	6,000,000	5,610,000	400	140	170	4.00	150.00	Natural Gas	2"	14.00	55.42	460	3	60	15	2' - 10"	9' - 0 5/16"	6' - 6 13/16"	3,920 lb	94.5	AERCO	BMK6000
B	6-2	6TH FLOOR MEP	HOT WATER	6,000,000	5,610,000	400	140	170	4.00	150.00	Natural Gas	2"	14.00	55.42	460	3	60	15	2' - 10"	9' - 0 5/16"	6' - 6 13/16"	3,920 lb	94.5	AERCO	BMK6000
B	7-1	7TH FLOOR MEP	HOT WATER	6,000,000	5,610,000	230	127	180	4.00	150.00	Natural Gas	2"	14.00	55.42	460	3	60	15	2' - 10"	9' - 0 5/16"	6' - 6 13/16"	3,920 lb	94.5	AERCO	BMK6000
B	7-2	7TH FLOOR MEP	HOT WATER	6,000,000	5,610,000	230	127	180	4.00	150.00	Natural Gas	2"	14.00	55.42	460	3	60	15	2' - 10"	9' - 0 5/16"	6' - 6 13/16"	3,920 lb	94.5	AERCO	BMK6000
B	7-3	7TH FLOOR MEP	HOT WATER	6,000,000	5,610,000	230	127	180	4.00	150.00	Natural Gas	2"	14.00	55.42	460	3	60	15	2' - 10"	9' - 0 5/16"	6' - 6 13/16"	3,920 lb	94.5	AERCO	BMK6000
B	7-4	7TH FLOOR MEP	HOT WATER	6,000,000	5,610,000	230	127	180	4.00	150.00	Natural Gas	2"	14.00	55.42	460	3	60	15	2' - 10"	9' - 0 5/16"	6' - 6 13/16"	3,920 lb	94.5	AERCO	BMK6000
B	7-5	7TH FLOOR MEP	HOT WATER	6,000,000	5,610,000	230	127	180	4.00	150.00	Natural Gas	2"	14.00	55.42	460	3	60	15	2' - 10"	9' - 0 5/16"	6' - 6 13/16"	3,920 lb	94.5	AERCO	BMK6000
B	7-6	7TH FLOOR MEP	HOT WATER	6,000,000	5,610,000	230	127	180	4.00	150.00	Natural Gas	2"	14.00	55.42	460	3	60	15	2' - 10"	9' - 0 5/16"	6' - 6 13/16"	3,920 lb	94.5	AERCO	BMK6000
B	67M-1	67TH FLOOR MEP	HOT WATER	6,000,000	5,610,000	210	123	180	4.00	150.00	Natural Gas	2"	14.00	55.42	460	3	60	15	2' - 10"	9' - 0 5/16"	6' - 6 13/16"	3,920 lb	94.5	AERCO	BMK6000
B	67M-2	67TH FLOOR MEP	HOT WATER	6,000,000	5,610,000	210	123	180	4.00	150.00	Natural Gas	2"	14.00	55.42	460	3	60	15	2' - 10"	9' - 0 5/16"	6' - 6 13/16"	3,920 lb	94.5	AERCO	BMK6000
B	67M-3	67TH FLOOR MEP	HOT WATER	6,000,000	5,610,000	210	123	180	4.00	150.00	Natural Gas	2"	14.00	55.42	460	3	60	15	2' - 10"	9' - 0 5/16"	6' - 6 13/16"	3,920 lb	94.5	AERCO	BMK6000
B	67M-4	67TH FLOOR MEP	HOT WATER	6,000,000	5,610,000	210	123	180	4.00	150.00	Natural Gas	2"	14.00	55.42	460	3	60	15	2' - 10"	9' - 0 5/16"	6' - 6 13/16"	3,920 lb	94.5	AERCO	BMK6000
B	67M-5	67TH FLOOR MEP	HOT WATER	6,000,000	5,610,000	210	123	180	4.00	150.00	Natural Gas	2"	14.00	55.42	460	3	60	15	2' - 10"	9' - 0 5/16"	6' - 6 13/16"	3,920 lb	94.5	AERCO	BMK6000
B	67M-6	67TH FLOOR MEP	HOT WATER	6,000,000	5,610,000	210	123	180	4.00	150.00	Natural Gas	2"	14.00	55.42	460	3	60	15	2' - 10"	9' - 0 5/16"	6' - 6 13/16"	3,920 lb	94.5	AERCO	BMK6000

HEAT EXCHANGER SCHEDULE

UNIT	NO.	LOCATION	SERVICE	HEAT EXCHANGER TYPE	CAPACITY (MBH)	MAX. WORKING PRESS. (PSIG)	PRIMARY SIDE					SECONDARY SIDE					DIMENSIONS			OPERATING WEIGHT (LBS)	MANUFACTURER
							FLOW (GPM)	PRESS. DROP (PSI)	INLET TEMP. (ºF)	OUTLET TEMP. (ºF)	FOULING FACTOR	FLOW (GPM)	PRESS. DROP (PSI)	INLET TEMP. (ºF)	OUTLET TEMP. (ºF)	FOULING FACTOR	LENGTH	WIDTH	HEIGHT		
PSGHWHX	7-1	7TH FLOOR MEP	HOT WATER (40% PG)	PLATE/FRAME	4,875	150.00	350	9.98	147	177	0.0001	350	8.78	180	151	0.0001	60	2' - 1 3/32"	8' - 10"	4,890	ALFA LAVAL
PSGHWHX	7-2	7TH FLOOR MEP	HOT WATER (40% PG)	PLATE/FRAME	4,875	150.00	350	9.98	147	177	0.0001	350	8.78	180	151	0.0001	60	2' - 1 3/32"	8' - 10"	4,890	ALFA LAVAL
PPHX	9-1	9TH FLOOR MEP	POOL HEATING	PLATE/FRAME	159.7	150.00	40	1.98	80	88	0.0001	40	1.98	90	82	0.0001	24	1' - 1"	4' - 3"	557	ALFA LAVAL
PSHWHX	12-1	12TH FLOOR MEP	HOT WATER	PLATE/FRAME	17,640	150.00	700	9.96	125	177	0.0001	700	9.63	180	128	0.0001	95	2' - 1 3/32"	9' - 0 13/32"	7,580	ALFA LAVAL
PSHWHX	12-2	12TH FLOOR MEP	HOT WATER	PLATE/FRAME	17,640	150.00	700	9.96	125	177	0.0001	700	9.63	180	128	0.0001	95	2' - 1 3/32"	9' - 0 13/32"	7,580	ALFA LAVAL
PSHWHX	12-3	12TH FLOOR MEP	HOT WATER	PLATE/FRAME	4,226	150.00	290	9.19	147	177	0.0001	290	9.00	180	150	0.0001	57	1' - 6 29/32"	6' - 3 11/16"	2,530	ALFA LAVAL
PSHWHX	12-4	12TH FLOOR MEP	HOT WATER	PLATE/FRAME	4,226	150.00	290	9.19	147	177	0.0001	290	9.00	180	150	0.0001	57	1' - 6 29/32"	6' - 3 11/16"	2,530	ALFA LAVAL
STCWHX	12-1	12TH FLOOR MEP	CONDENSER WATER	PLATE/FRAME	5,572	300.00	750	9.97	88	103	0.0001	750	9.87	105	90	0.0001	84	2' - 1 13/32"	9' - 0 13/32"	7,940	ALFA LAVAL
STCWHX	12-2	12TH FLOOR MEP	CONDENSER WATER	PLATE/FRAME	5,572	300.00	750	9.97	88	103	0.0001	750	9.87	105	90	0.0001	84	2' - 1 13/32"	9' - 0 13/32"	7,940	ALFA LAVAL
CW/HWHX	27-1	27TH FLOOR MEP	CONDENSER WATER/HOT WATER	PLATE/FRAME	6,557	150.00	900	9.36	50	65	0.0001	450	2.41	180	150	0.0001	47	2' - 7 1/2"	4' - 7 5/16"	2,300	ALFA LAVAL
CWHWHX	27-2	27TH FLOOR MEP	CONDENSER WATER/HOT WATER	PLATE/FRAME	6,557	150.00	900	9.36	50	65	0.0001	450	2.41	180	150	0.0001	47	2' - 7 1/2"	4' - 7 5/16"	2,300	ALFA LAVAL
STHWHX	27-1	27TH FLOOR MEP	HOT WATER	PLATE/FRAME	1,021	150.00	70	3.40	144	174	0.0001	70	3.45	177	147	0.0001	32	1' - 0 19/32"	4' - 3 3/32"	833	ALFA LAVAL
STHWHX	27-2	27TH FLOOR MEP	HOT WATER	PLATE/FRAME	1,021	150.00	70	3.40	144	174	0.0001	70	3.45	177	147	0.0001	32	1' - 0 19/32"	4' - 3 3/32"	833	ALFA LAVAL
PSCWHX	46-1	46TH FLOOR MEP	CONDENSER WATER	PLATE/FRAME	18,590	450.00	2,500	11.98	85	100	0.0005	2,500	11.86	103	88	0.0001	158	3' - 1"	10' - 2"	24,500	ALFA LAVAL
PSCWHX	46-2	46TH FLOOR MEP	CONDENSER WATER	PLATE/FRAME	18,590	450.00	2,500	11.98	85	100	0.0005	2,500	11.86	103	88	0.0001	158	3' - 1"	10' - 2"	24,500	ALFA LAVAL
PSHWHX	46-1	46TH FLOOR MEP	HOT WATER	PLATE/FRAME	3,352	300.00	230	8.88	147	177	0.0001	230	8.92	180	150	0.0001	59	1' - 8 3/32"	6' - 3 11/16"	2,860	ALFA LAVAL
PSHWHX	46-2	46TH FLOOR MEP	HOT WATER	PLATE/FRAME	3,352	300.00	230	8.88	147	177	0.0001	230	8.92	180	150	0.0001	59	1' - 8 3/32"	6' - 3 11/16"	2,860	ALFA LAVAL
CW/HWHX	67-1	67TH FLOOR MEP	CONDENSER WATER/HOT WATER	PLATE/FRAME	3,201	150.00	425	8.20	50	65	0.0001	220	2.50	180	150	0.0001	47	2' - 7 1/2"	4' - 7 5/16"	2,110	ALFA LAVAL
CW/HWHX	67-2	67TH FLOOR MEP	CONDENSER WATER/HOT WATER	PLATE/FRAME	3,201	150.00	425	8.20	50	65	0.0001	220	2.50	180	150	0.0001	47	2' - 7 1/2"	4' - 7 5/16"	2,110	ALFA LAVAL
PSCWHX	67-1	67TH FLOOR MEP	CONDENSER WATER	PLATE/FRAME	6,841	300.00	920	9.81	85	100	0.0005	920	9.92	102	87	0.0001	95	2' - 1 3/32"	9' - 0 13/32"	7,140	ALFA LAVAL
PSCWHX	67-2	67TH FLOOR MEP	CONDENSER WATER	PLATE/FRAME	6,841	300.00	920	9.81	85	100	0.0005	920	9.92	102	87	0.0001	95	2' - 1 3/32"	9' - 0 13/32"	7,140	ALFA LAVAL
PSHWHX	67-1	67TH FLOOR MEP	HOT WATER	PLATE/FRAME	3,650	150.00	215	6.33	142	177	0.0001	215	6.18	180	145	0.0001	57	1' - 6 29/32"	6' - 3 11/16"	2,420	ALFA LAVAL
PSHWHX	67-2	67TH FLOOR MEP	HOT WATER	PLATE/FRAME	3,650	150.00	215	6.33	142	177	0.0001	215	6.18	180	145	0.0001	57	1' - 6 29/32"	6' - 3 11/16"	2,420	ALFA LAVAL
PSHWHX	67M-1	67TH FLOOR INTER	HOT WATER	PLATE/FRAME	7,504	300.00	515	9.94	150	177	0.0001	515	9.82	180	147	0.0001	82	1' - 8 3/32"	6' - 3 11/16"	4,190	ALFA LAVAL
PSHWHX	67M-2	67TH FLOOR INTER	HOT WATER	PLATE/FRAME	7,504	300.00	515	9.94	150	177	0.0001	515	9.82	180	147	0.0001	82	1' - 8 3/32"	6' - 3 11/16"	4,190	ALFA LAVAL
CW/HWHX	95-1	95TH FLOOR EMR	CONDENSER WATER/HOT WATER	PLATE/FRAME	3,641	150.00	425	9.99	50	67	0.0001	250	3.99	177	147	0.0001	47	2' - 7 1/2"	4' - 7 5/16"	2,110	ALFA LAVAL
CW/HWHX	95-2	95TH FLOOR EMR	CONDENSER WATER/HOT WATER	PLATE/FRAME	3,641	150.00	425	9.99	50	67	0.0001	250	3.99	177	147	0.0001	47	2' - 7 1/2"	4' - 7 5/16"	2,110	ALFA LAVAL
PSCWHX	95-1	95TH FLOOR EMR	CONDENSER WATER	PLATE/FRAME	8,180	150.00	1,100	9.81	85	100	0.0005	1,100	9.92	102	87	0.0001	95	2' - 1"	9' - 0"	7,990	ALFA LAVAL
PSCWHX	95-2	95TH FLOOR EMR	CONDENSER WATER	PLATE/FRAME	8,180	150.00	1,100	9.81	85	100	0.0005	1,100	9.92	102	87	0.0001	95	2' - 1"	9' - 0"	7,990	ALFA LAVAL

PUMP SCHEDULE

UNIT	NO.	LEVEL	PUMP TYPE	FLUID TYPE	PERFORMANCE DATA				CONSTRUCTION DATA		MAX WORKING PRESSURE (PSI)	MOTOR DATA			STARTER TYPE	ELECTRICAL DATA			VIBRATION ISOLATION			OPERATING WEIGHT (LBS)	MANUFACTURER	MODEL	SERIES
					DESIGN FLOW RATE (GPM)	TDH (FT)	RATED SPEED (RPM)	NPSH (FT)	SUCTION SIZE	DISCHARGE SIZE		MHP	BHP	MOTOR FRAME		VOLTS	PHASE	HZ	SPECIFICATIONS MOUNTING TYPE	SPECIFICATIONS BASE TYPE	MIN. STATIC DEFLECTION				
GCHWP	6-1	6TH FLOOR MEP	Double Suction Split Case	CHILLED WATER (40% PROPYLENE GLYCOL)	1042	110	1800	8.24	6"	4"	175	50.0	36.3	326T/TS	VFD	480	3	60	CONCRETE PAD	INERTIA	SEE SPECS	2273.00	Bell & Gossett	VSC-4x6x13.5A	VSX
GCHWP	6-2	6TH FLOOR MEP	Double Suction Split Case	CHILLED WATER (40% PROPYLENE GLYCOL)	1042	110	1800	8.24	6"	4"	175	50.0	36.3	326T/TS	VFD	480	3	60	CONCRETE PAD	INERTIA	SEE SPECS	2273.00	Bell & Gossett	VSC-4x6x13.5A	VSX
GCHWP	6-3	6TH FLOOR MEP	Double Suction Split Case	CHILLED WATER (40% PROPYLENE GLYCOL)	1042	110	1800	8.24	6"	4"	175	50.0	36.3	326T/TS	VFD	480	3	60	CONCRETE PAD	INERTIA	SEE SPECS	2273.00	Bell & Gossett	VSC-4x6x13.5A	VSX
PHWP	6-1	6TH FLOOR MEP	Base Mounted End Suction	HOT WATER	400	130	1800	7.99	4"	3"	175	25.0	17.5	284T-L	VFD	480	3	60	CONCRETE PAD	INERTIA	SEE SPECS	862.00	Bell & Gossett	3 G	1510
PHWP	6-2	6TH FLOOR MEP	Base Mounted End Suction	HOT WATER	400	130	1800	7.99	4"	3"	175	25.0	17.5	284T-L	VFD	480	3	60	CONCRETE PAD	INERTIA	SEE SPECS	862.00	Bell & Gossett	3 G	1510
PHWP	7-1	7TH FLOOR MEP	Base Mounted End Suction	HOT WATER	540	140	1800	7.92	4"	3"	175	40.0	25.3	284T-L	VFD	480	3	60	CONCRETE PAD	INERTIA	SEE SPECS	1094.00	Bell & Gossett	3 G	1510
PHWP	7-2	7TH FLOOR MEP	Base Mounted End Suction	HOT WATER	540	140	1800	7.92	4"	3"	175	40.0	25.3	284T-L	VFD	480	3	60	CONCRETE PAD	INERTIA	SEE SPECS	1094.00	Bell & Gossett	3 G	1510
PHWP	7-3	7TH FLOOR MEP	Base Mounted End Suction	HOT WATER	540	140	1800	7.92	4"	3"	175	40.0	25.3	284T-L	VFD	480	3	60	CONCRETE PAD	INERTIA	SEE SPECS	1094.00	Bell & Gossett	3 G	1510
PHWP	7-4	7TH FLOOR MEP	Base Mounted End Suction	HOT WATER	540	140	1800	7.92	4"	3"	175	40.0	25.3	284T-L	VFD	480	3	60	CONCRETE PAD	INERTIA	SEE SPECS	1094.00	Bell & Gossett	3 G	1510
SGHWP	7-1	7TH FLOOR MEP	Base Mounted End Suction	HOT WATER (40% PROPYLENE GLYCOL)	350	125	1800	7.96	4"	3"	175	20.0	15.4	256T-L	VFD	480	3	60	CONCRETE PAD	INERTIA	SEE SPECS	751.00	Bell & Gossett	3 GB	e-1510
SGHWP	7-2	7TH FLOOR MEP	Base Mounted End Suction	HOT WATER (40% PROPYLENE GLYCOL)	350	125	1800	7.96	4"	3"	175	20.0	15.4	256T-L	VFD	480	3	60	CONCRETE PAD	INERTIA	SEE SPECS	751.00	Bell & Gossett	3 GB	e-1510
PWP	9-1	9TH FLOOR MEP	Closed Coupled Vertical In-Line Mounted	HOT WATER	36	60	1800	5.00	1"	1"	175	2.0	1.3	56	VFD	480	3	60	HUNG	SPRINGS	SEE SPECS	53.00	Bell & Gossett	1AA	90
PWP	9-2	9TH FLOOR MEP	Closed Coupled Vertical In-Line Mounted	HOT WATER	36	60	1800	5.00	1"	1"	175	2.0	1.3	56	VFD	480	3	60	HUNG	SPRINGS	SEE SPECS	53.00	Bell & Gossett	1AA	90
SHWP	12-1	12TH FLOOR MEP	Base Mounted End Suction	HOT WATER	700	150	1800	9.82	5"	4"	175	50.0	33.6	326T-L	VFD	480	3	60	CONCRETE PAD	INERTIA	SEE SPECS	1056.00	Bell & Gossett	4 GC	e-1510
SHWP	12-2	12TH FLOOR MEP	Base Mounted End Suction	HOT WATER	700	150	1800	9.82	5"	4"	175	50.0	33.6	326T-L	VFD	480	3	60	CONCRETE PAD	INERTIA	SEE SPECS	1056.00	Bell & Gossett	4 GC	e-1510
SHWP	12-3	12TH FLOOR MEP	Base Mounted End Suction	HOT WATER	290	90	1800	5.69	4"	3"	175	15.0	9.1	254T-S	VFD	480	3	60	CONCRETE PAD	INERTIA	SEE SPECS	547.00	Bell & Gossett	3 EB	e-1510
SHWP	12-4	12TH FLOOR MEP	Base Mounted End Suction	HOT WATER	290	90	1800	5.69	4"	3"	175	15.0	9.1	254T-S	VFD	480	3	60	CONCRETE PAD	INERTIA	SEE SPECS	547.00	Bell & Gossett	3 EB	e-1510
TCWP	12-1	12TH FLOOR MEP	Base Mounted End Suction	CONDENSER WATER	750	140	1800	10.69	5"	4"	175	50.0	33.6	326T-L	VFD	480	3	60	CONCRETE PAD	INERTIA	SEE SPECS	1056.00	Bell & Gossett	4 GC	e-1510
TCWP	12-2	12TH FLOOR MEP	Base Mounted End Suction	CONDENSER WATER	750	140	1800	10.69	5"	4"	175	50.0	33.6	326T-L	VFD	480	3	60	CONCRETE PAD	INERTIA	SEE SPECS	1056.00	Bell & Gossett	4 GC	e-1510
THWP	27-1	27TH FLOOR MEP	In-Line Centrifugal	HOT WATEHOT WATER	70	60	1800	7.64	1 1/2"	1 1/2"	175	3.0	2.1	182	VFD	480	3	60	HUNG	SPRINGS	SEE SPECS	180.00	Bell & Gossett	1.5x1.5x9.5	80
THWP	27-2	27TH FLOOR MEP	In-Line Centrifugal	HOT WATEHOT WATER	70	60	1800	7.64	1 1/2"	1 1/2"	175	3.0	2.1	182	VFD	480	3	60	HUNG	SPRINGS	SEE SPECS	180.00	Bell & Gossett	1.5x1.5x9.5	80
SCWP	46-1	46TH FLOOR MEP	Double Suction Split Case	CONDENSER WATER	2500	125	1800	10.94	10"	8"	175	125.0	101.9	405T/TS	VFD	480	3	60	CONCRETE PAD	INERTIA	SEE SPECS	3918.00	Bell & Gossett	VSC-8x10x13.5B	VSX
SCWP	46-2	46TH FLOOR MEP	Double Suction Split Case	CONDENSER WATER	2500	125	1800	10.94	10"	8"	175	125.0	101.9	405T/TS	VFD	480	3	60	CONCRETE PAD	INERTIA	SEE SPECS	3918.00	Bell & Gossett	VSC-8x10x13.5B	VSX
SHWP	46-1	46TH FLOOR MEP	In-Line Centrifugal	CHILLED WATER	230	90	1800	5.64	3"	3"	175	15.0	8.0	254	VFD	480	3	60	HUNG	SPRINGS	SEE SPECS	420.00	Bell & Gossett	3x3x11	80
SHWP	46-2	46TH FLOOR MEP	In-Line Centrifugal	HOT WATER	230	90	1800	5.64	3"	3"	175	15.0	8.0	254	VFD	480	3	60	HUNG	SPRINGS	SEE SPECS	420.00	Bell & Gossett	3x3x11	80
SCWP	67-1	67TH FLOOR MEP	Base Mounted End Suction	CONDENSER WATER	920	125	1800	7.56	6"	5"	175	50.0	36.9	326T-L	VFD	480	3	60	CONCRETE PAD	INERTIA	SEE SPECS	1195.00	Bell & Gossett	5 GB	e-1510
SCWP	67-2	67TH FLOOR MEP	Base Mounted End Suction	CONDENSER WATER	920	125	1800	7.56	6"	5"	175	50.0	36.9	326T-L	VFD	480	3	60	CONCRETE PAD	INERTIA	SEE SPECS	1195.00	Bell & Gossett	5 GB	e-1510
SHWP	67-1	67TH FLOOR MEP	In-Line Centrifugal	HOT WATEHOT WATER	215	90	1800	4.80	3"	3"	175	10.0	7.6	215	VFD	480	3	60	HUNG	SPRINGS	SEE SPECS	375.00	Bell & Gossett	3x3x11	80
SHWP	67-2	67TH FLOOR MEP	In-Line Centrifugal	HOT WATEHOT WATER	215	90	1800	4.80	3"	3"	175	10.0	7.6	215	VFD	480	3	60	HUNG	SPRINGS	SEE SPECS	375.00	Bell & Gossett	3x3x11	80
PHWP	67M-1	67TH FLOOR INTER	Base Mounted End Suction	HOT WATER	410	150	1800	7.99	4"	3"	175	25.0	18.2	284T-L	VFD	480	3	60	CONCRETE PAD	INERTIA	SEE SPECS	862.00	Bell & Gossett	3 GB	e-1510
PHWP	67M-2	67TH FLOOR INTER	Base Mounted End Suction	HOT WATER	410	150	1800	7.99	4"	3"	175	25.0	18.2	284T-L	VFD	480	3	60	CONCRETE PAD	INERTIA	SEE SPECS	862.00	Bell & Gossett	3 GB	e-1510
PHWP	67M-3	67TH FLOOR INTER	Base Mounted End Suction	HOT WATER	410	150	1800	7.99	4"	3"	175	25.0	18.2	284T-L	VFD	480	3	60	CONCRETE PAD	INERTIA	SEE SPECS	862.00	Bell & Gossett	3 GB	e-1510
PHWP	67M-4	67TH FLOOR INTER	Base Mounted End Suction	HOT WATER	410	150	1800	7.99	4"	3"	175	25.0	18.2	284T-L	VFD	480	3	60	CONCRETE PAD	INERTIA	SEE SPECS	862.00	Bell & Gossett	3 GB	e-1510
SHWP	67M-1	67TH FLOOR INTER	Base Mounted End Suction	HOT WATER	515	150	1800	8.20	4"	3"	175	30.0	25.8	286T-L	VFD	480	3	60	CONCRETE PAD	INERTIA	SEE SPECS	939.00	Bell & Gossett	3 GB	e-1510
SHWP	67M-2	67TH FLOOR INTER	Base Mounted End Suction	HOT WATER	515	150	1800	8.20	4"	3"	175	30.0	25.8	286T-L	VFD	480	3	60	CONCRETE PAD	INERTIA	SEE SPECS	939.00	Bell & Gossett	3 GB	e-1510
CHWP	94-1	94TH FLOOR MEP	In-Line Centrifugal	CHILLED WATER	90	70	1800	7.70	2"	2"	175	5.0	2.8	184	VFD	480	3	60	HUNG	SPRINGS	SEE SPECS	195.00	Bell & Gossett	2x2x9.5B	80
CHWP	94-2	94TH FLOOR MEP	In-Line Centrifugal	CHILLED WATER	90	70	1800	7.70	2"	2"	175	5.0	2.8	184	VFD	480	3	60	HUNG	SPRINGS	SEE SPECS	195.00	Bell & Gossett	2x2x9.5B	80
CHWP	94-3	94TH FLOOR MEP	In-Line Centrifugal	CHILLED WATER	200	90	1800	4.50	3"	3"	175	15.0	7.2	254	VFD	480	3	60	HUNG	SPRINGS	SEE SPECS	900.00	Bell & Gossett	3x3x11	80
CHWP	94-4	94TH FLOOR MEP	In-Line Centrifugal	CHILLED WATER	200	90	1800	4.50	3"	3"	175	15.0	7.2	254	VFD	480	3	60	HUNG	SPRINGS	SEE SPECS	900.00	Bell & Gossett	3x3x11	80
SCWP	95-1	95TH FLOOR EMR	Base Mounted End Suction	CONDENSER WATER	1100	125	1800	7.56	6"	5"	175	50.0	36.9	326T-L	VFD	480	3	60	CONCRETE PAD	INERTIA	SEE SPECS	1195.00	Bell & Gossett	5 GB	e-1510
SCWP	95-2	95TH FLOOR EMR	Base Mounted End Suction	CONDENSER WATER	1100	125	1800	7.56	6"	5"	175	50.0	36.9	326T-L	VFD	480	3	60	CONCRETE PAD	INERTIA	SEE SPECS	1195.00	Bell & Gossett	5 GB	e-1510
PCWP	96-1	96TH FLOOR DAMPER	Double Suction Split Case	CONDENSER WATER	2000	150	1800	8.22	8"	6"	175	125.0	91.9	405T/TS	VFD	480	3	60	CONCRETE PAD	INERTIA	SEE SPECS	3137.00	Bell & Gossett	VSC-6x8x13.5A	VSX
PCWP	96-2	96TH FLOOR DAMPER	Double Suction Split Case	CONDENSER WATER	2000	150	1800	8.22	8"	6"	175	125.0	91.9	405T/TS	VFD	480	3	60	CONCRETE PAD	INERTIA	SEE SPECS	3137.00	Bell & Gossett	VSC-6x8x13.5A	VSX
PCWP	96-3	96TH FLOOR DAMPER	Double Suction Split Case	CONDENSER WATER	2000	150	1800	8.22	8"	6"	175	125.0	91.9	405T/TS	VFD	480	3	60	CONCRETE PAD	INERTIA	SEE SPECS	3137.00	Bell & Gossett	VSC-6x8x13.5A	VSX

EXPANSION TANK SCHEDULE

UNIT	NO.	SERVICE	PROPYLENE GLYCOL (%)	LEVEL	TYPE	SERIES	TANK VOLUME (GAL)	EXPANSION VOLUME (GAL.)	DIAMETER (IN)	WORKING PRESSURE (PSIG)	SYSTEM MAX OPER. TEMP. (ºF)	CHARGE PRESSURE (PSIG)	HEIGHT (FT-IN)	OPERATING WEIGHT (LBS)	MANUFACTURER	MODEL
HWET	6-1	HOT WATER	-	6TH FLOOR MEP	Full Acceptance Pre-Charged Bladder Tanks	B-High Pressure	264	22	36"	125	180	12	6' - 1 1/2"	750	Bell & Gossett	B-1000
CHWET	6-1	CHILLED WATER	40	6TH FLOOR MEP	Full Acceptance Pre-Charged Bladder Tanks	B-High Pressure	264	6.9	36"	125	90	48	6' - 1 1/2"	750	Bell & Gossett	B-1000
HWET	7-2	HOT WATER	40	7TH FLOOR MEP	Full Acceptance Pre-Charged Bladder Tanks	B-High Pressure	317	31.1	36"	125	180	38	7' - 1 7/8"	779	Bell & Gossett	B-1200
HWET	7-3	HOT WATER	-	7TH FLOOR MEP	Full Acceptance Pre-Charged Bladder Tanks	B-High Pressure	1321	64	60"	125	180	94	10' - 8"	2450	Bell & Gossett	B-5000
HWET	7-4	HOT WATER	-	7TH FLOOR MEP	Full Acceptance Pre-Charged Bladder Tanks	B-High Pressure	1321	64	60"	125	180	94	10' - 8"	2450	Bell & Gossett	B-5000
CWET	12-1	CONDENSER WATER	-	12TH FLOOR MEP	Full Acceptance Pre-Charged Bladder Tanks	B-High Pressure	132	10.9	24"	125	180	12	6' - 7 1/8"	328	Bell & Gossett	B-500
HWET	12-1	HOT WATER	-	12TH FLOOR MEP	Full Acceptance Pre-Charged Bladder Tanks	B-High Pressure	317	23.8	36"	125	180	100	7' - 1 7/8"	779	Bell & Gossett	B-1200
HWET	27-1	HOT WATER	-	27TH FLOOR MEP	Full Acceptance Pre-Charged Bladder Tanks	B-High Pressure	211	44.5	30"	125	177	14	6' - 11"	656	Bell & Gossett	B-800
HWET	27-2	HOT WATER	-	27TH FLOOR MEP	Full Acceptance Pre-Charged Bladder Tanks	B-High Pressure	53	14.1	24"	125	174	14	3' - 1"	192	Bell & Gossett	B-200
CWET	46-1	CONDENSER WATER	-	46TH FLOOR MEP	Full Acceptance Pre-Charged Bladder Tanks	B-High Pressure	264	39	36"	125	103	12	6' - 1 1/2"	750	Bell & Gossett	B-1000
HWET	46-1	HOT WATER	-	46TH FLOOR MEP	Full Acceptance Pre-Charged Bladder Tanks	B-High Pressure	158	20.4	30"	125	177	12	5' - 5"	570	Bell & Gossett	B-600
CWET	67-1	CONDENSER WATER	-	67TH FLOOR MEP	Full Acceptance Pre-Charged Bladder Tanks	B-High Pressure	80	12.9	24"	125	103	12	4' - 3 1/4"	320	Bell & Gossett	B-300
HWET	67-1	HOT WATER	-	67TH FLOOR MEP	Full Acceptance Pre-Charged Bladder Tanks	B-High Pressure	106	17.6	24"	125	177	12	5' - 5 1/8"	309	Bell & Gossett	B-400
HWET	67M-1	HOT WATER	-	67TH FLOOR INTER	Full Acceptance Pre-Charged Bladder Tanks	B-High Pressure	528	102.1	48"	175	180	12	6' - 11 1/2"	1264	Bell & Gossett	B-2000
CHWET	94-1	CHILLED WATER	-	94TH FLOOR MEP	ASME Rated Pre-Charged Diaphragm Tanks	D	8	1.3	12"	125	90	12	1' - 8 27/32"	43	Bell & Gossett	D-15V
CHWET	94-2	CHILLED WATER	-	94TH FLOOR MEP	ASME Rated Pre-Charged Diaphragm Tanks	D	8	1.3	12"	125	90	12	1' - 8 27/32"	43	Bell & Gossett	D-15V
CWET	95-1	CONDENSER WATER	-	95TH FLOOR EMR	Full Acceptance Pre-Charged Bladder Tanks	B-High Pressure	80	80	24"	125	100	12	4' - 3 1/4"	320	Bell & Gossett	B-300
HWET	95-1	HOT WATER	-	95TH FLOOR EMR	Full Acceptance Pre-Charged Bladder Tanks	B-High Pressure	264	22	36"	125	100	12	6' - 1 1/2"	750	Bell & Gossett	B-1000

AIR SEPARATOR SCHEDULE

UNIT	NO.	LEVEL	SERVICE	TYPE	FLOW RATE (GPM)	MAX WORKING PRESSURE (PSI)	TANGENTIAL OPENING (INCHES)	MANUFACTURER	MODEL NO.
HWAS	6-1	6TH FLOOR MEP	HOT WATER	Air Separator Flanged Less Strainer	400	125.00	6"	Bell & Gossett	RL-6F
CHWAS	6-1	6TH FLOOR MEP	CHILLED WATER (40% PG)	Air Separator Flanged Less Strainer	500	125.00	12"	BELL & GOSSETT	RL-12F
HWAS	7-2	7TH FLOOR MEP	HOT WATER (40% PG)	Air Separator Flanged Less Strainer	350	125.00	5"	Bell & Gossett	RL-5F
HWAS	7-3	7TH FLOOR MEP	HOT WATER	Air Separator Flanged Less Strainer	1620	125.00	10"	Bell & Gossett	RL-10F
CWAS	12-1	12TH FLOOR MEP	CONDENSER WATER	Air Separator Flanged Less Strainer	750	125.00	8"	Bell & Gossett	RL-8F
HWAS	12-1	12TH FLOOR MEP	HOT WATER	Air Separator Flanged Less Strainer	700	250.00	8"	Bell & Gossett	RL-8F
HWAS	12-2	12TH FLOOR MEP	HOT WATER	Air Separator Flanged Less Strainer	290	125.00	5"	Bell & Gossett	RL-5F
HWAS	27-1	27TH FLOOR MEP	HOT WATER	Air Separator Flanged Less Strainer	70	125.00	3"	Bell & Gossett	RL-3F
CWAS	46-1	46TH FLOOR MEP	CONDENSER WATER	Air Separator Flanged Less Strainer	2250	125.00	10"	Bell & Gossett	RL-10F
HWAS	46-1	46TH FLOOR MEP	HOT WATER	Air Separator Flanged Less Strainer	230	125.00	5"	Bell & Gossett	RL-5F
CWAS	67-1	67TH FLOOR MEP	CONDENSER WATER	Air Separator Flanged Less Strainer	720	125.00	8"	Bell & Gossett	RL-8F
HWAS	67-1	67TH FLOOR MEP	HOT WATER	Air Separator Flanged Less Strainer	215	125.00	4"	Bell & Gossett	RL-4F
HWAS	67M-1	67TH FLOOR INTER	HOT WATER	Air Separator Flanged Less Strainer	1230	125.00	8"	Bell & Gossett	RL-8F
HWAS	67M-2	67TH FLOOR INTER	HOT WATER	Air Separator Flanged Less Strainer	455	250.00	6"	Bell & Gossett	RL-6F
CHWAS	94-1	94TH FLOOR MEP	CHILLED WATER	Air Separator Flanged Less Strainer	190	125.00	4"	Bell & Gossett	RL-4F
CHWAS	94-2	94TH FLOOR MEP	CHILLED WATER	Air Separator Flanged Less Strainer	190	125.00	4"	Bell & Gossett	RL-4F
CWAS	95-1	95TH FLOOR EMR	CONDENSER WATER	Air Separator Flanged Less Strainer	920	125.00	8"	Bell & Gossett	RL-8F

ELECTRIC TO STEAM HUMIDIFIER SCHEDULE

UNIT	NO.	LEVEL	CFM	O.A. CFM	DESIGN CONDITIONS		SPACE CONDITIONS		MAKE-UP WATER	ELECTRICAL DATA				CAPACITY (LBS/HR)	NO. OF GENERATORS	OUTLET CONNECTION	DISPERION GRID MATERIAL	LEAVING DUCT TEMP (ºF)	ABSORPTION DISTANCE	ENCLOSURE	DIMENSIONS (IN)			MANUFACTURER	MODEL NO.
					DEG (ºF)	% RH	DEG (ºF)	% RH		VOLTAGE	PHASE	HZ	AMPS								LENGTH	WIDTH	HEIGHT		
H	1-1	GROUND FLOOR INTER	5500	5500	11 °F	63	72 °F	30	CITY	480 V	3	60	76	144	1	3" FLANGE	304 SS - WELDED	70 °F	0' - 0"	NEMA 1	33	22	19	DRISTEEM	VLC-63-3 RAPID-SORB
H	12-1	12TH FLOOR MEP	14500	14500	11 °F	63	72 °F	30	CITY	480 V	3	60	120	264	1	3" FLANGE	304 SS - WELDED	70 °F	0' - 6"	NEMA 1	41	22	19	DRISTEEM	VLC-100-4 RAPID-SORB
H	12-2	12TH FLOOR MEP	3000	3000	11 °F	63	72 °F	30	CITY	480 V	3	60	25	56	1	2" NPT	304 SS - WELDED	70 °F	0' - 6"	NEMA 1	25	17	19	DRISTEEM	VM-21 RAPID-SORB
H	27-1	27TH FLOOR MEP	10000	10000	11 °F	63	72 °F	30	CITY	480 V	3	60	90	213.8	1	2" NPT	304 SS - WELDED	70 °F	0' - 6"	NEMA 1	32	22	19	DRISTEEM	VLC-75-3 RAPID-SORB
H	27-2	27TH FLOOR MEP	10000	10000	11 °F	63	72 °F	30	CITY	480 V	3	60	91	213.8	1	2" NPT	304 SS - WELDED	70 °F	0' - 6"	NEMA 1	32	22	19	DRISTEEM	VLC-75-3 RAPID-SORB
H	27-3	27TH FLOOR MEP	3000	3000	11 °F	63	72 °F	30	CITY	480 V	3	60	25	56	1	2" NPT	304 SS - WELDED	70 °F	0' - 6"	NEMA 1	25	17	19	DRISTEEM	VM-21 RAPID-SORB
H	27-4	27TH FLOOR MEP	3000	3000	11 °F	63	72 °F	30	CITY	480 V	3	60	25	56	1	2" NPT	304 SS - WELDED	70 °F	0' - 6"	NEMA 1	25	17	19	DRISTEEM	VM-21 RAPID-SORB
H	46-1	46TH FLOOR MEP	10000	10000	11 °F	63	72 °F	30	CITY	480 V	3	60	91	213.8	1	2" NPT	304 SS - WELDED	70 °F	0' - 6"	NEMA 1	32	22	19	DRISTEEM	VLC-75-3 RAPID-SORB
H	46-2	46TH FLOOR MEP	12000	12000	11 °F	63	72 °F	30	CITY	480 V	3	60	101	227	1	3" FLANGE	304 SS - WELDED	70 °F	0' - 6"	NEMA 1	41	22	19	DRISTEEM	VLC-84-4 RAPID-SORB
H	46-3	46TH FLOOR MEP	3750	3750	11 °F	63	72 °F	30	CITY	480 V	3	60	30	70	1	2" NPT	304 SS - WELDED	70 °F	0' - 6"	NEMA 1	25	16	19	DRISTEEM	VM-25 RAPID-SORB
H	67-1	67TH FLOOR MEP	12000	12000	11 °F	63	72 °F	30	CITY	480 V	3	60	101	292	1	3" FLANGE	304 SS - WELDED	70 °F	0' - 6"	NEMA 1	41	22	19	DRISTEEM	VLC-84-4 RAPID-SORB
H	67-2	67TH FLOOR MEP	12000	12000	11 °F	63	72 °F	30	CITY	480 V	3	60	101	227	1	3" FLANGE	304 SS - WELDED	70 °F	0' - 6"	NEMA 1	41	22	19	DRISTEEM	VLC-84-4 RAPID-SORB
H	67M-1	67TH FLOOR INTER	2200	2200	11 °F	63	72 °F	50	CITY	480 V	3	60	75	179	1	3" FLANGE	304 SS - WELDED	70 °F	0' - 6"	NEMA 1	33	22	19	DRISTEEM	VLC-63-3 ULTRA-SORB
H	95-1	95TH FLOOR EMR	4000	4000	11 °F	63	72 °F	30	CITY	480 V	3	60	30	74	1	2" NPT	304 SS - WELDED	70 °F	0' - 6"	NEMA 1	33	22	19	DRISTEEM	VM-27-3 RAPID-SORB
H	96-1	96TH FLOOR DAMPER	12000	12000	11 °F	63	72 °F	30	CITY	480 V	3	60	101	227	1	3" FLANGE	304 SS - WELDED	70 °F	0' - 6"	NEMA 1	41	22	19	DRISTEEM	VLC-84-4 RAPID-SORB

NOTES:

1. PROVIDE CONNECTIONS TO ALLOW RETURN OF CONDENSATE FROM DISPERSION TUBES.
2. PROVIDE MASTER - SLAVE CONTROLLER, SEPARATE ARE NOT ACCEPTABLE.
3. PROVIDE INSULATED TANK.
4. PROVIDE DRAIN COOLER.
5. PROVIDE LEVEL CONTROL WITH 18-2 STAINLESS STEEL PROBES.
6. PROVIDE VAPOR LOGIC CONTROLLER WITH BACNET CONNECTION
7. PROVIDE MODULATING SSR CONTROL OF RESISTIVE HEATER - STAGING IS NOT ACCEPTABLE.
8. PROVIDE 600V-200 AMP SAFETY SWITCH.
9. CONTROL VIA 2-10 VDC OR 4-20 MA SIGNAL BY OTHERS.
10. PROVIDE USB PORT FOR PROGRAMMING AND TROUBLESHOOTING.
11. PROVIDE STAND FOR EACH HUMIDIFIER.

FILE NAME: C:\Revit Local Files\Y130747-000-AKF-865_MEP15-CENTRAL_jlangner.rvt
PLOT DATE: 9/19/2015 5:49:30 AM

KEY PLAN:

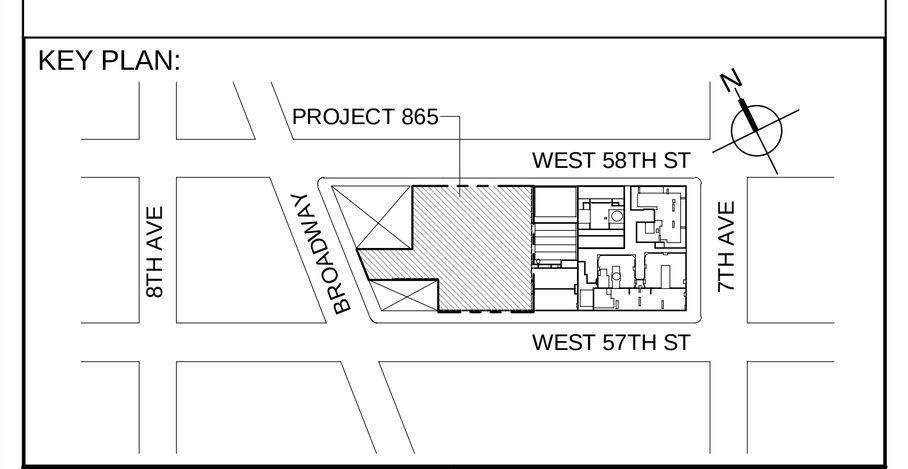

PROJECT NORTH

TRUE NORTH

DEVELOPER:
EXTELL DEVELOPMENT COMPANY
805 THIRD AVENUE, 7TH FLOOR
New York, NY 10022 USA
TEL: 212 712 6000 FAX: 212 712 6100

DESIGN ARCHITECT: Base Building Shell & Core
ADRIAN SMITH + GORDON GILL ARCHITECTURE
111 WEST MONROE STREET SUITE 2300
CHICAGO IL 60603
TEL: 312 920 1888 FAX: 312 920 1775

INTERIOR DESIGNER: Residential
Rottet Architecture and Design Studio, PLLC
298 Fifth Ave, 7th Floor
New York, NY 10001
TEL: 646 998 7000 FAX:

ARCHITECT OF RECORD: Base Building Shell, Core, & Residential
AAI ARCHITECTS, P.C.
401 Wellington St. W., 3rd Floor
Toronto, ON M5V 1E7 Canada
TEL: 416 967 1500 FAX: 416 967 7150

STRUCTURAL ENGINEERS:
WSP CANTOR SEINUK
228 EAST 45th Street
New York, NY 10017 USA
TEL: 212 687 9888 FAX: 646 487 5501

MEP ENGINEERS:
AKF GROUP
One Liberty Plaza, 165 Broadway, 22nd Floor
New York, NY 10006 USA
TEL: 212 354 5656 FAX: 212 354 5668

GEOTECHNICAL ENGINEERS:
Langan Engineering & Environmental Services
21 Penn Plaza - 360 West 31st Street, 8th Floor
New York, NY 10001-2727
TEL: 212 479 5400 FAX: 212 479 5444

CODE CONSULTANTS:
Construction Consulting Associates
100 Church Street
New York, NY 10007
TEL: 212 385 1818 FAX: 212 385 1911

CURTAINWALL CONSULTANT:
AJLP Consulting
40 Worth Street. Suite 826
New York, NY 10013
TEL: 212 757 5659 FAX: 646 219 8508

LANDMARK/PRESERVATION CONSULTANT:
Jan Hird Pokorny Associates, Inc.
39 West 37th Street, 12A
New York, NY 10018
TEL: 212 759 6462 FAX: 212 759 6540

No.	DESCRIPTION	DATE
1	ISSUED FOR SCHEMATIC DESIGN	04 APR 2014
2	ISSUED FOR DESIGN DEVLEOPMENT	01 JUL 2014
3	ISSUED FOR DESIGN DEVLEOPMENT	31 JUL 2014
4	CD PROGRESS ISSUE 1	15 OCT 2014
5	ISSUED FOR BID - MECHANICAL	15 OCT 2014
6	DOB SUBMISSION	19 DEC 2014
7	CD PROGRESS ISSUE 3	09 MAR 2015
8	CD PROGRESS ISSUE 4	01 JUN 2015
9	CD PROGRESS ISSUE 5	10 AUG 2015
10	DOB AMENDMENT 2	18 SEP 2015

0 4' - 0" 8' - 0" 16' - 0"

Discrepancies must be reported immediately to the Architect before proceeding. Only figured dimensions are to be used. Contractors must check all dimensions on site. This drawing is protected by copyright.

ALL DIMENSIONS ARE SHOWN IN IMPERIAL.

CONSULTANT: AKF
ONE LIBERTY PLAZA, 165 BROADWAY, 22nd FLOOR
NEW YORK, NY 10006
T: 212.354.5656 F: 212.354.5668
Arlington / Boston / Mexico City / Minneapolis / New York
Philadelphia / Princeton / Puebla / Rochester / Stamford

PROJECT:
217 WEST 57TH STREET
NEW YORK, NY

DRAWING TITLE:
MECHANICAL
SCHEDULES

SEAL & SIGNATURE:



DATE: 04/04/14
PROJECT No: Y130747-000
DRAWN: RC/AZ
CHK: PHS
REV: 10
SCALE: 12" = 1'-0"
DWG No:
M-500.01
DOB PAGE No: 106 of 116

DOB EMPLOYEE STAMP:
DOB B-SCAN:

FAN SCHEDULE

UNIT	No.	SERVICE	FLOW	TOTAL SP (IN. W.G.)	RPM	BHP	DRIVE TYPE	MHP	STARTER TYPE	VOLTS	PHASE	HZ	MOUNTING TYPE	BASE TYPE	Manufacturer 2	Model 2
			PERFORMANCE DATA				MOTOR DATA			ELECTRICAL DATA			VIBRATION ISOLATION SPECIFICATIONS			
EX	SC3-1	ELEC. CLOSET	400	0.25	2225	.219	BELT	.25	HOA	480 V	3	60	SEE SPEC	SEE SPEC	Loren Cook Company	SQN-B
SF	2-1	RETAIL PFS CONTROL MUA	64000	3.00	688	42.6	BELT	50	VFD	480 V	3	60	SEE SPEC	SEE SPEC	Loren Cook Company	540-QMX
EX	6-1	MER EXHAUST	6925	1.50	1475	2.98	BELT	5	VFD	480 V	3	60	SEE SPEC	SEE SPEC	Loren Cook Company	202-QMXHP
FOS	6-1	FUEL ROOM SUPPLY	1000	2.00	1929	.667	BELT	.75	HOA	480 V	3	60	SEE SPEC	SEE SPEC	Loren Cook Company	150-SQN-HP
SF	6-1	RETAIL PFS CONTROL MUA	60000	3.00	1130	51.2	BELT	75	VFD	480 V	3	60	SEE SPEC	SEE SPEC	Loren Cook Company	445-QMX-HP
SF	6-2	MER VENTILATION	2950	1.50	2313	1.57	BELT	2	VFD	480 V	3	60	SEE SPEC	SEE SPEC	Loren Cook Company	135-QMXHP
SF	6-3	MER VENTILATION	2600	1.50	2142	1.31	BELT	1.5	VFD	480 V	3	60	SEE SPEC	SEE SPEC	Loren Cook Company	135-QMXHP
SPF	6-1	RETAIL STAIR PRESSURIZATION	6000	1.50	1578	2.2	BELT	7.5	VFD	480 V	3	60	SEE SPEC	SEE SPEC	Loren Cook Company	180-QMX
SPF	6-2	RETAIL STAIR PRESSURIZATION	9900	3.00	1553	6.88	BELT	10	VFD	480 V	3	60	SEE SPEC	SEE SPEC	Loren Cook Company	225-QMX
SPF	6-3	RES. STAIR PRESSURIZATION	6000	1.50	1094	3.56	BELT	5	VFD	480 V	3	60	SEE SPEC	SEE SPEC	Loren Cook Company	245-QMX
SX	6-1	RETAIL POST FIRE SMOKE PURGE	64000	3.00	688	42.6	BELT	60	VFD	480 V	3	60	SEE SPEC	SEE SPEC	Loren Cook Company	540-QMX
TX	6-1	RETAIL TOILET EXHAUST	1875	2.00	1549	1.19	BELT	1.5	HOA	480 V	3	60	SEE SPEC	SEE SPEC	Loren Cook Company	180-SQN-HP
DX	7-1	DRYER EXHAUST	1320	1.00	1720		TEFC	1	VFD	480 V	3	60	SEE SPEC	SEE SPEC	EXHAUSTO	BESB 315
EX	7-1	CON-ED NETWORK ROOM EXHAUST	8000	1.50	1160	2.81	BELT	5	VFD	480 V	3	60	SEE SPEC	SEE SPEC	Loren Cook Company	225-QMX
EX	7-3	GEN MER EXHAUST	6500	0.75	1078	2.10	BELT	3.0	VFD	480 V	3	60	SEE SPEC	SEE SPEC	Loren Cook Company	245-SQN-HP
EX	7-4	RECYCLING/REFUSE/COMPACTOR EXHAUST	1980	1.50	1223	.63	BELT	1	VFD	480 V	3	60	SEE SPEC	SEE SPEC	Loren Cook Company	180-SQN-HP
EX	7-5	POOL EQUIP. RM. EXHAUST	400	1.00	2819	.435	BELT	.5	HOA	480 V	3	60	SEE SPEC	SEE SPEC	Loren Cook Company	70-SQN-B
EX	7-7	MER EXHAUST	6500	1.50	1233	3.28	BELT	5	VFD	480 V	3	60	SEE SPEC	SEE SPEC	Loren Cook Company	245-SQN-HP
EX	7-8	MER EXHAUST	1200	1.00	1582	.358	BELT	.5	VFD	480 V	3	60	SEE SPEC	SEE SPEC	Loren Cook Company	135-SQN-HP
EX/SX	7-2	7TH FL. MER EXHAUST/6TH & 7TH FL PFSP	42000	1.50	711	15.9	BELT	20	VFD	480 V	3	60	SEE SPEC	SEE SPEC	Loren Cook Company	445-QMX
FOX	7-1	FUEL ROOM EXHAUST	1000	2.00	1929	.667	BELT	.750	HOA	480 V	3	60	SEE SPEC	SEE SPEC	Loren Cook Company	150-SQN-HP
GX	7-1	LL GENERAL EXHAUST	1225	2.00	2035	.799	BELT	1.5	VFD	480 V	3	60	SEE SPEC	SEE SPEC	Loren Cook Company	150-SQN-HP
GX	7-2	LL GENERAL EXHAUST	8000	2.50	1293	6.07	BELT	7.5	VFD	480 V	3	60	SEE SPEC	SEE SPEC	Loren Cook Company	270-SQN-HP
SF	7-1	MER VENTILATION	3150	1.50	1422	2.49	BELT	3	VFD	480 V	3	60	SEE SPEC	SEE SPEC	Loren Cook Company	195-QMX
SF	7-2	MICROTURBINE VENTILATION	3500	1.50	1449	1.2	BELT	1.5	VFD	480 V	3	60	SEE SPEC	SEE SPEC	Loren Cook Company	165-QMX
SPF	7-1	RETAIL STAIR PRESSURIZATION	6000	1.50	1578	2.2	BELT	7.5	VFD	480 V	3	60	SEE SPEC	SEE SPEC	Loren Cook Company	180-QMX
SPF	7-2	RETAIL STAIR PRESSURIZATION	9900	3.00	1553	6.88	BELT	10	VFD	480 V	3	60	SEE SPEC	SEE SPEC	Loren Cook Company	225-QMX
SPF	7-3	RETAIL STAIR PRESSURIZATION	10000	3.00	1477	7.75	BELT	10	VFD	480 V	3	60	SEE SPEC	SEE SPEC	Loren Cook Company	245-CPS_CW_THD_CLASS_1
SPF	7-4	RETAIL STAIR PRESSURIZATION	6000	1.50	1328	2.6	BELT	5	VFD	480 V	3	60	SEE SPEC	SEE SPEC	Loren Cook Company	210-CPS_CW_THD_CLASS_1
SX	7-1	RES. LL PFSP	16500	3.00	1399	11.1	BELT	20	VFD	480 V	3	60	SEE SPEC	SEE SPEC	Loren Cook Company	270-QMX
TX	7-1	RES. LL TOILET EXHAUST	800	2.00	1645	.406	BELT	.5	VFD	480 V	3	60	SEE SPEC	SEE SPEC	Loren Cook Company	150-SQN-HP
EX	7-6	GEN MER EXHAUST	1800	1.50	1625	.837	BELT	1.5	VFD	480 V	3	60	SEE SPEC	SEE SPEC	Loren Cook Company	165-SQN-HP
RF	7-4	RES. AMENITY	15000	1.75	944	5.84	BELT	7.5	VFD	480 V	3	60	SEE SPEC	SEE SPEC	Loren Cook Company	300-QMX
RF	7-5	RES. AMENITY	13000	1.75	1087	5.14	BELT	7.5	VFD	480 V	3	60	SEE SPEC	SEE SPEC	Loren Cook Company	270-QMX
EX	8-1	RES. BOH	450	0.50	1585	0.108	BELT	0.167	HOA	120 V	1	60	SEE SPEC	SEE SPEC	Loren Cook Company	80-SQN-B
SPF	8-1	RETAIL STAIR PRESSURIZATION	10000	3.00	1477	7.75	BELT	10	VFD	480 V	3	60	SEE SPEC	SEE SPEC	Loren Cook Company	245-CPS_CW_THD_CLASS_1
SPF	89-10	RETAIL STAIR PRESSURIZATION	10000	3.00	1477	7.75	BELT	10	VFD	480 V	3	60	SEE SPEC	SEE SPEC	Loren Cook Company	245-CPS_CW_THD_CLASS_1
EX	9-1	MER Exhaust	3700	1.00	1613	1.72	BELT	2	VFD	460 V	3	60	SEE SPEC	SEE SPEC	Loren Cook Company	165SQN-B
EX	9-2	POOL EQUIPMENT ROOM EXHAUST	650	0.75	2275	0.251	BELT	0.334	HOA	480 V	3	60	SEE SPEC	SEE SPEC	Loren Cook Company	80SQN-B
EX	9-3	POOL ROOM EXHAUST	2000	1.00	1202	.6	BELT	.75	VFD	480 V	3	60	SEE SPEC	SEE SPEC	Loren Cook Company	180-SQN-HP
EX	9-4	POOL ROOM PURGE	9000	1.50	1233	3.47	BELT	5	VFD	480 V	3	60	SEE SPEC	SEE SPEC	Loren Cook Company	225QMX
EX	9-5	DISHWASHER EXHAUST	525	0.75	1694	.133	BELT	.333	VFD	480 V	3	60	SEE SPEC	SEE SPEC	Loren Cook Company	CPV-80
SF	9-1	MER MAKE UP AIR	3700	1.00	1613	1.72	BELT	2	VFD	460 V	3	60	SEE SPEC	SEE SPEC	Loren Cook Company	165SQN-B
TX	9-1	RES. AMENITY TOILET EXHAUST	4375	1.25	1037	1.94	BELT	3.0	VFD	480 V	3	60	SEE SPEC	SEE SPEC	Loren Cook Company	225-SQN-HP
TRF	10M-1	PLENUM TRANSFER FAN	2500	0.50	1202	0.440	BELT	.75	HOA	480 V	3	60	SEE SPEC	SEE SPEC	Loren Cook Company	195-SQN-HP
TRF	10M-2	PLENUM TRANSFER FAN	2500	0.50	1202	0.440	BELT	.75	HOA	480 V	3	60	SEE SPEC	SEE SPEC	Loren Cook Company	195-SQN-HP
EX	12-1	MER EXHAUST	4500	1.50	1725	1.79	BELT	3	VFD	480 V	3	60	SEE SPEC	SEE SPEC	Loren Cook Company	165-QMX
EX	12-2	MER EXHAUST	4500	1.50	1725	1.79	BELT	3	VFD	480 V	3	60	SEE SPEC	SEE SPEC	Loren Cook Company	165-QMX
EX	12-3	MER EXHAUST	4500	1.50	1725	1.79	BELT	3	VFD	480 V	3	60	SEE SPEC	SEE SPEC	Loren Cook Company	165-QMX
PFSP	12-1	POST FIRE SMOKE PURGE & VENTILATION	36000	1.50	1725	11.9	BELT	15	VFD	480 V	3	60	SEE SPEC	SEE SPEC	Loren Cook Company	490-QMX
PSFP	12-2	POST FIRE SMOKE PURGE & VENTILATION	36000	1.50	1725	11.9	BELT	15	VFD	480 V	3	60	SEE SPEC	SEE SPEC	Loren Cook Company	490-QMX
RKX	12-1	RESIDENTIAL KITCHEN EXHAUST	5280	3.00	1806	3.67	BELT	5.0	VFD	480 V	3	60	SEE SPEC	SEE SPEC	Loren Cook Company	180-QMX
RKX	12-2	RESIDENTIAL KITCHEN EXHAUST	3535	3.00	2225	2.47	BELT	3	VFD	480 V	3	60	SEE SPEC	SEE SPEC	Loren Cook Company	150-QMX
RTX	12-1	RESIDENTIAL TOILET EXHAUST	2400	3.00	1725	1.95	BELT	3	VFD	480 V	3	60	SEE SPEC	SEE SPEC	Loren Cook Company	165-QMX
SF	12-1	MER VENTILATION	9000	1.50	1233	3.47	BELT	5	VFD	480 V	3	60	SEE SPEC	SEE SPEC	Loren Cook Company	225-QMX
EX	27-1	MER EXHAUST	4500	1.50	1725	2.05	BELT	3	VFD	480 V	3	60	SEE SPEC	SEE SPEC	Loren Cook Company	165-QMX
EX	27-2	MER EXHAUST	4000	1.50	1725	2.05	BELT	3	VFD	480 V	3	60	SEE SPEC	SEE SPEC	Loren Cook Company	165-QMX
EX	27-3	POOL EQUIPMENT ROOM EXHAUST	300	0.75	2275	0.200	BELT	0.334	HOA	480 V	3	60	SEE SPEC	SEE SPEC	Loren Cook Company	70-SQN-B
PFSP	27-1	POST FIRE SMOKE PURGE & VENTILATION	20160	1.50	1725	-	BELT	15	VFD	480 V	3	60	SEE SPEC	SEE SPEC	Loren Cook Company	TID
PFSP	27-2	POST FIRE SMOKE PURGE & VENTILATION	20160	1.50	1725	-	BELT	15	VFD	480 V	3	60	SEE SPEC	SEE SPEC	Loren Cook Company	TID
RDX	27-1	RESIDENTIAL DRYER EXHAUST	3045	3.00	1720	-	DIRECT	3	VFD	480 V	3	60	SEE SPEC	SEE SPEC	ENERVEX	MDVS500
RDX	27-2	RESIDENTIAL DRYER EXHAUST	4305	3.00	1720	-	DIRECT	3	VFD	480 V	3	60	SEE SPEC	SEE SPEC	ENERVEX	MDVS500
RKX	27-1	RESIDENTIAL KITCHEN EXHAUST	5725	3.00	1618	3.94	BELT	5.0	VFD	480 V	3	60	SEE SPEC	SEE SPEC	Loren Cook Company	180-QMX
RKX	27-2	RESIDENTIAL KITCHEN EXHAUST	5950	3.00	1885	4.08	BELT	5.0	VFD	480 V	3	60	SEE SPEC	SEE SPEC	Loren Cook Company	180-QMX
RTX	27-1	RESIDENTIAL TOILET EXHAUST	3300	3.00	2240	2.63	BELT	5	VFD	480 V	3	60	SEE SPEC	SEE SPEC	Loren Cook Company	135-QMX
RTX	27-2	RESIDENTIAL TOILET EXHAUST	4850	2.00	1807	2.26	BELT	5	VFD	480 V	3	60	SEE SPEC	SEE SPEC	Loren Cook Company	165-QMX
RTX	27-3	RESIDENTIAL TOILET EXHAUST	2060	3.00	2343	1.16	BELT	2	VFD	480 V	3	60	SEE SPEC	SEE SPEC	Loren Cook Company	120-QMX
EX	46-1	MER EXHAUST	3250	1.50	1725	1.12	BELT	1.5	VFD	480 V	3	60	SEE SPEC	SEE SPEC	Loren Cook Company	165-QMX
EX	46-2	MER EXHAUST	3250	1.50	1725	1.12	BELT	1.5	VFD	480 V	3	60	SEE SPEC	SEE SPEC	Loren Cook Company	165-QMX
KX	46-2	RESIDENTIAL KITCHEN EXHAUST	7185	3.00	2044	5.04	BELT	7.5	VFD	480 V	3	60	SEE SPEC	SEE SPEC	Loren Cook Company	180-QMX
PFSP	46-1	POST FIRE SMOKE PURGE & VENTILATION	11000	1.50	1725	-	BELT	7.5	VFD	480 V	3	60	SEE SPEC	SEE SPEC	Loren Cook Company	TID
PFSP	46-2	POST FIRE SMOKE PURGE & VENTILATION	11000	1.50	1725	-	BELT	7.5	VFD	480 V	3	60	SEE SPEC	SEE SPEC	Loren Cook Company	TID
RDX	46-1	RESIDENTIAL DRYER EXHAUST	5460	3.00	3450	2.01	BELT	3	VFD	480 V	3	60	SEE SPEC	SEE SPEC	ENERVEX	MDVS500
RKX	46-1	RESIDENTIAL KITCHEN EXHAUST	6025	3.00	1895	4.14	BELT	5.0	VFD	480 V	3	60	SEE SPEC	SEE SPEC	Loren Cook Company	180-QMX
RTX	46-1	RESIDENTIAL TOILET EXHAUST	5210	2.00	1618	3.94	BELT	5	VFD	480 V	3	60	SEE SPEC	SEE SPEC	Loren Cook Company	180-QMX
RTX	46-2	RESIDENTIAL TOILET EXHAUST	4750	2.00	1807	2.26	BELT	5	VFD	480 V	3	60	SEE SPEC	SEE SPEC	Loren Cook Company	120-QMX
EX	67-1	MER EXHAUST	2400	1.50	1725	1.01	BELT	3	VFD	480 V	3	60	SEE SPEC	SEE SPEC	Loren Cook Company	165-QMX
EX	67-2	MER EXHAUST	2400	1.50	1725	1.01	BELT	3	VFD	480 V	3	60	SEE SPEC	SEE SPEC	Loren Cook Company	165-QMX
RDX	67-1	RESIDENTIAL DRYER EXHAUST	4200	3.00	1725	-	DIRECT	3	VFD	480 V	3	60	SEE SPEC	SEE SPEC	ENERVEX	MDVS500
RF	67-3	RES. AMENITY	2200	2.00	2402	1.23	BELT	2.0	VFD	480 V	3	60	SEE SPEC	SEE SPEC	Loren Cook Company	120-QMX
RKX	67-1	RESIDENTIAL KITCHEN EXHAUST	7185	3.00	2044	5.04	BELT	7.5	VFD	480 V	3	60	SEE SPEC	SEE SPEC	Loren Cook Company	180-QMX
RTX	67-1	RESIDENTIAL TOILET EXHAUST	2675	2.00	2102	1.50	BELT	3	VFD	480 V	3	60	SEE SPEC	SEE SPEC	Loren Cook Company	135-QMX
RTX	67-2	RESIDENTIAL TOILET EXHAUST	1500	2.00	3504	0.846	BELT	1.5	VFD	480 V	3	60	SEE SPEC	SEE SPEC	Loren Cook Company	90-QMX
RTX	67-3	RESIDENTIAL TOILET EXHAUST	4950	2.00	1824	2.31	BELT	3	VFD	480 V	3	60	SEE SPEC	SEE SPEC	Loren Cook Company	165-QMX
RTX	A	RESIDENTIAL TOILET EXHAUST	200	0.35	1327	-	DIRECT	171w	HOA	120 V	1	60	SEE SPEC	SEE SPEC	Loren Cook Company	GC-184
RTX	B	RESIDENTIAL TOILET EXHAUST	250	0.35	1004	-	DIRECT	112w	HOA	120 V	1	60	SEE SPEC	SEE SPEC	Loren Cook Company	GC-520
EX	67M-1	MER EXHAUST	3700	2.00	1725	1.27	BELT	3	VFD	480 V	3	60	SEE SPEC	SEE SPEC	Loren Cook Company	165-QMX
EX	67M-2	MER EXHAUST	1200	1.00	1582	.358	BELT	.5	VFD	480 V	3	60	SEE SPEC	SEE SPEC	Loren Cook Company	135-SQN-HP
PFSP	67-1	POST FIRE SMOKE PURGE & VENTILATION	11000	1.50	1725	-	BELT	7.5	VFD	480 V	3	60	SEE SPEC	SEE SPEC	Loren Cook Company	TID
PFSP	67-2	POST FIRE SMOKE PURGE & VENTILATION	11000	1.50	1725	-	BELT	7.5	VFD	480 V	3	60	SEE SPEC	SEE SPEC	Loren Cook Company	TID
RF	67-5	RES. AMENITY	9200	1.50	1249	3.36	BELT	5	VFD	480 V	3	60	SEE SPEC	SEE SPEC	Loren Cook Company	225-QMX
RKX	67-2	RESIDENTIAL KITCHEN EXHAUST	4565	3.00	2357	3.15	BELT	5	VFD	480 V	3	60	SEE SPEC	SEE SPEC	Loren Cook Company	150-QMX
REX	94-1	REFRIGERANT EXHAUST	400	1.00	1725	.381	BELT	.5	HOA	480 V	3	60	SEE SPEC	SEE SPEC	Loren Cook Company	SQN-B
RKX	94-1	RESIDENTIAL KITCHEN EXHAUST	4565	3.00	2357	3.15	BELT	5	VFD	480 V	3	60	SEE SPEC	SEE SPEC	Loren Cook Company	150-QMX
RTX	94-1	RESIDENTIAL TOILET EXHAUST	2960	2.00	2191	1.66	BELT	3	VFD	480 V	3	60	SEE SPEC	SEE SPEC	Loren Cook Company	135-QMX
RTX	94-2	RESIDENTIAL TOILET EXHAUST	2200	2.00	2402	1.23	BELT	2	VFD	480 V	3	60	SEE SPEC	SEE SPEC	Loren Cook Company	120-QMX
RDX	95-1	RESIDENTIAL DRYER EXHAUST	2310	3.00	1720	-	DIRECT	2	VFD	480 V	3	60	SEE SPEC	SEE SPEC	ENERVEX	MDVS400
EX	89-7	MER EXHAUST	500	0.75	1725	0.173	BELT	0.250	HOA	460 V	3	60	SEE SPEC	SEE SPEC	Loren Cook Company	80SQN-B
EX	89-8	MER EXHAUST	500	0.75	1725	0.173	BELT	0.250	HOA	460 V	3	60	SEE SPEC	SEE SPEC	Loren Cook Company	80SQN-B
EX	89-9	MER EXHAUST	500	0.75	1725	0.173	BELT	0.250	HOA	460 V	3	60	SEE SPEC	SEE SPEC	Loren Cook Company	80SQN-B
EX	89-11	MER EXHAUST	500	0.75	1725	0.173	BELT	0.250	HOA	460 V	3	60	SEE SPEC	SEE SPEC	Loren Cook Company	80SQN-B
EX	94-1	MER EXHAUST	2300	1.50	1725	1.13	BELT	3	VFD	480 V	3	60	SEE SPEC	SEE SPEC	Loren Cook Company	135-QMX
EX	94-2	MER EXHAUST	500	0.75	1725	0.173	BELT	0.250	HOA	480 V	3	60	SEE SPEC	SEE SPEC	Loren Cook Company	80SQN-B
EX	R-1	TRASH CHUTE	500	0.50	952	0.088	BELT	0.167	HOA	120 V	1	60	SEE SPEC	SEE SPEC	Loren Cook Company	150 ACRU-HP
PFSP	R-1	POST FIRE SMOKE PURGE & VENTILATION	10500	1.50	1770	-	BELT	7.5	VFD	208 V	3	60	SEE SPEC	SEE SPEC	Loren Cook Company	TID
PFSP	R-2	POST FIRE SMOKE PURGE & VENTILATION	10500	1.50	1770	-	BELT	7.5	VFD	208 V	3	60	SEE SPEC	SEE SPEC	Loren Cook Company	TID
KX	R-1	COMMERCIAL KX	10500	1.50	1770	-	BELT	7.5	VFD	208 V	3	60	SEE SPEC	SEE SPEC	Loren Cook Company	CPA

NOTES:

1. ALL SUPPLY AND RETURN DUCTWORK FOR UP TO 20' DOWNSTREAM OF FANS SHALL BE ACOUSTICALLY LINED PER MECHANICAL SPECIFCATIONS.
2. PROVIDE STARTERS AND DISCONNECTS.
3. PROVIDE HANGERS/BASES AND VIBRATION ISOLATION.

UNIT HEATER SCHEDULE

DESIGNATION	TYPE	HEATING CAPACITY (MBH)	EAT DB (ºF)	LAT DB (ºF)	CFM	GPM	EWT (ºF)	LWT (ºF)	PRESS. DIFF. (FT)	KW	NO. OF STAGES	FLA	MOTOR (HP)	VOLTS	PHASE	HZ	MANUFACTURER	MODEL NO.
						HOT WATER				ELECTRICAL HEATING		ELECTRICAL DATA						
ECUH-A	HORIZ.	10239.0	60 °F	98 °F	250	0.0	0 °F	0 °F	0.00	3	1	4.0	0.00	480 V	3	60 Hz	BERKO	CUH935
ECUH-B	HORIZ.	13656.0	60 °F	111 °F	250	0.0	0 °F	0 °F	0.00	4	1	6.0	0.00	480 V	3	60 Hz	BERKO	CUH935
ECUH-C	HORIZ.	20478.0	60 °F	98 °F	500	0.0	0 °F	0 °F	0.00	6	1	8.0	0.00	480 V	3	60 Hz	BERKO	CUH945
EUH-A	HORIZ.	10239.0	60 °F	87 °F	350	0.0	0 °F	0 °F	0.00	3		11.0	0.01	277 V	1	60 Hz	BERKO	HUHAA327
EUH-B	HORIZ.	17070.0	60 °F	105 °F	350	0.0	0 °F	0 °F	0.00	5	1	6.0	0.01	480 V	3	60 Hz	BERKO	HUHAA548
EUH-D	HORIZ.	34121.0	60 °F	109 °F	650	0.0	0 °F	0 °F	0.00	10	1	12.0	0.03	480 V	3	60 Hz	BERKO	HUHAA1048
EUH-E	HORIZ.	51210.0	60 °F	112 °F	910	0.0	0 °F	0 °F	0.00	15	2	18.0	0.20	480 V	3	60 Hz	BERKO	HUHAA1548
EUH-G	HORIZ.	85303.0	60 °F	104 °F	1800	0.0	0 °F	0 °F	0.00	25	2	30.0	0.25	480 V	3	60 Hz	BERKO	HUHAA2548
EUH-I	HORIZ.	17060.0	60 °F	82 °F	350	0.0	0 °F	0 °F	0.00	5	1	9.7	0.00	480 V	3	60 Hz	BERKO	RUX5004832
UH-A	HORIZ.	45.4	60 °F	88 °F	1475	3.1	177 °F	147 °F	0.07	0	0	2.0	0.17	120 V	1	60 Hz	ROSEMAX	H-70
UH-B	HORIZ.	93.0	60 °F	89 °F	2930	6.2	177 °F	147 °F	0.52	0	0	2.5	0.25	120 V	1	60 Hz	ROSEMAX	H-122
UH-C	HORIZ.	138.0	60 °F	99 °F	3235	9.2	177 °F	147 °F	0.70	0	0	3.6	0.33	120 V	1	60 Hz	ROSEMAX	H-194

RADIANT HEATING EQUIPMENT:

1. RHWHX-C-1: (1) SIMLAR TO TACO TFPX13-50 BRAZED HTX - 1-1/4" MPT, LOAD 308,285 BTU/H
   SIDE A: 40%PG - 177 EWT / 147 LWT @ 22.1 GPM WITH FOULING FACTOR 0.00010, PRESS. DROP = 2.4PSI
   SIDE B: WATER - 116 EWT / 150 LWT @ 18.4 GPM WITH FOULING FACTOER 0.00010 PRESS. DROP = 1.4PSI
   PRESS. RATING = 450 PSIG, CONN. 304 SS, PLATE 316L SS, BRAZE ALLOY COPPER 99.9%
   PROVIDE MOUNTING BRACKET - WEIGHT 18 LBS AND MAX TEMP. 350 DEGREES F
2. RHWP-C-1 & RHWP-C-2: (2) SIMLAR TO TACO VIRIDIAN VR20-1 PUMP 1 HP, 120 V, 60 HZ, 1P
   2" ANSI PLANGE 18.6 GPM @ 40' OF HEAD
3. RHWET-C-1: (1) SIMLAR TO TACO PAX 42 EXPANSION TANK ASME 150 PSI
4. RHWAS-C-1: (1) SIMLAR TO TACO AIR SEPARTOR THD 1-1/2" THERADED, BRONZE BODY

FUEL OIL PUMPSET SCHEDULE

UNIT	NO.	SERVICE	LEVEL	FLUID	GPH	FLUID TEMP (ºF)	TDH (PSIG)	RPM	TYPE	SUCTION SIZE (IN.)	DISCHARGE SIZE (IN.)	DESIGN PRESSURE (PSI)	OPERATING WEIGHT (LBS)	MHP	STARTER TYPE	VOLTS	PHASE	HZ	MOUNTING TYPE	BASE TYPE	MIN. STATIC DEFLECTION	MANUFACTURER	MODEL NO.
					PERFORMANCE DATA				CONSTRUCTION DATA					MOTOR DATA		ELECTRICAL DATA			VIBRATION ISOLATION SPECIFICATIONS				
FOP	SC3-1	EMERGENCY GENERATOR	SUB CELLAR 3	#2 FUEL OIL	1000	60 °F	100.00	1140	SPUR GEAR	2	2	300.00	0.00	3	MAG	208 V	3	60 Hz	FLOOR	CONCRETE PAD	0.0	PREFERRED UTILITIES	ATPS-206-208-100

NOTES:

1. PROVIDE DUPLEX STRAINER.
2. PROVIDE STRAINER DIFFERENTIAL PRESSURE SWITCH.
3. PROVIDE PUMPSET LEAK DETECTION SWITCH.
4. PROVIDE FUEL OIL MANAGEMENT SYSTEM DISCRETE OUTPUTS.
5. PROVIDE ALL ITEMS CALLED FOR IN SPECIFICATIONS.

FUEL OIL FILTRATION SET SCHEDULE

UNIT	NO.	SERVICE	LEVEL	FLUID	GPH	FLUID TEMP (ºF)	TDH (PSIG)	TYPE	SUCTION SIZE (IN.)	DISCHARGE SIZE (IN.)	MHP	VOLTS	PHASE	HZ	STRAINER	MANUFACTURER	MODEL NO.
					PERFORMANCE DATA			CONSTRUCTION DATA			MOTOR DATA	ELECTRICAL DATA					
FOF	SC3-1	FUEL OIL TANK	SUB CELLAR 3	#2 FUEL OIL	600	60 °F	30.00	FOS DISPL. INTERNAL GEAR	3/4"	1 1/2"	1/2	208 V	3	60 Hz	W/100 MESH PERF. BSKT.	PREFERRED UTILITIES	PF-403

NOTES:

1. PROVIDE MODEL VUR-1 WASTE WATER REMOVAL & STORAGE SYSTEM.
2. PROVIDE ALL ITEMS CALLED FOR IN SPECIFICATIONS.

FUEL OIL TANK SCHEDULE

UNIT	NO.	SERVICE	LEVEL	CAPACITY (GAL)	LENGTH (FT-IN)	WIDTH (FT-IN)	HEIGHT (FT-IN)	BOTTOM THICKNESS	WALL THICKNESS	TOP THICKNESS	NPS SIZE / (QTY)	NPS SIZE / (QTY)	NPS SIZE / (QTY)	SIZE / (QTY)	LENGTH / (QTY)	SUPPORT SHAPE	SUPPORT SPACING	MANUFACTURER	MODEL NO.	Remarks
					DIMENSIONS			CONSTRUCTION			NOZZLES (ASME B1.20.1 THREADED)			MANHOLES	SUPPORT RAILS					
FOT	SC3-1	#2 FUEL OIL	SUB CELLAR 3	7000	16' - 0"	12' - 0"	5' - 0"	3/8 INCH	3/8 INCH	3/8 INCH	2" /. (1)	4" / (9)	6" / (1)	24" / (1)	-	-	-	CARDINAL	-	TANK SHALL BE RATED FOR 25 PSIG. COMPLY WITH NYC BUILDING CODE SECTION MC 1305.

FIN TUBE RADIATION SCHEDULE

DESIGNATION	ROOM AIR (Fº) DB	OUTPUT (BTU/HR/FT) SINGLE ROW	GPM	PD (FT. H2O)	EWT (ºF)	LWT (ºF)	TUBES MATERIAL	TUBES DIAM. (IN.)	FINS MATERIAL	FINS NO./FINS FT.	FINS SIZE (IN.xIN.)	ENCLOSURE TYPE	MANUFACTURER	MODEL NO.
	PERFORMANCE DATA		WATER				CONSTRUCTION DATA							
FTR-A	70	600	1	0.31	177 °F	147 °F	COPPER	3/4	Aluminum	52	4"x4"	BY ARCHITECT	ROSEMAX	RAF-44C1
FTR-B	70	600	2	1.00	177 °F	147 °F	COPPER	3/4	Aluminum	52	4"x4"	BY ARCHITECT	ROSEMAX	RAF-44C1

MICROTURBINE SCHEDULE

UNIT	NO.	LEVEL	WATER TYPE	EWT	LWT	TOTAL SYSTEM EFFICIENCY LHV	ELECTRICAL POWER OUTPUT (kW)	MAXIMUM OUTPUT CURRENT (AMPS)	GAS CONNECTION NPT	NATURAL GAS (BTU/scf)	INLET GAS PRESSURE	FUEL FLOW HHV (BTUH)	NET HEAT RATE LHV (BTU/kWh)	VOLTAGE	FREQUENCY	PHASE	SOUND LEVEL (dBA)	LENGTH	HEIGHT	WIDTH	OPERATING WEIGHT (LBS)	BASE TYPE	MANUFACTURER	MODEL NO.
			HOT WATER PERFORMANCE DATA											ELECTRICAL DATA				PHYSICAL DIMENSIONS						
MT	7-1	7TH FLOOR MEP	HOT WATER	150 °F	180 °F	62	65	100	2"	825	14"	842000	11800	480	60 Hz	3	65	8' - 4 11/16"	7' - 9 1/32"	2' - 6 1/16"	3000	CONCRETE PAD	CAPSTONE	C65-ICHP
MT	67M-1	67TH FLOOR INTER	HOT WATER	150 °F	180 °F	62	65	100	2"	825	14"	842000	11800	480	60 Hz	3	65	8' - 4 11/16"	7' - 9 1/32"	2' - 6 1/16"	3000	CONCRETE PAD	CAPSTONE	C65-ICHP

NOTES:
1. MANUFACTURER TO PROVIDE C65-ICHP-DMLP

HEATING AND VENTILATING UNIT WITH GLYCOL PREHEAT SCHEDULE

UNIT NO.	LEVEL	LOCATION	SERVICE	CFM	ESP (IN.)	RPM	MIN. BHP	MAX. OV (FPM)	MHP	STARTER TYPE	VOLTS	PHASE	HZ	wt	SP (IN. H2O)	EAT (ºF DB)	EAT (ºF WB)	LAT (ºF DB)	LAT (ºF WB)	GPM	P.D. (FT. H2O)	EFT (ºF)	LFT (ºF)	MIN. ROWS DEEP	FINS PER INCH	MIN. NET FACEAREA (SQ. FT.)	DESIGN PRESS. (PSIG)	FILTER TYPE	MOUNTING TYPE	BASE TYPE	MANUFACTURER	MODEL NO.
				FAN DATA					FAN MOTOR DATA		ELECTRICAL DATA				PREHEAT COIL DATA: AIR DATA					PROPYLENE GLYCOL (40% SOL)								FILTER DATA	VIBRATION ISOLATION SPECIFICATIONS			
HV-6-1	6TH FLOOR MEP		LL MAKE UP AIR	19800	3.00	1529	9.58	2710	15.00	VFD	480 V	3	60 Hz	3799.0	0.24	0 °F	-1 °F	53 °F	36 °F	94	2.25	177 °F	147 °F	2	8	36	0.00	2"; 30% EFF. PLEATED	SEE SPEC	SEE SPEC	AAON	M2-H-036-R-3-B-A-E-C-0

36" x 48" Arch E -SHEET SIZE

FILE NAME: C:\Revit Local Files\Y130747-000-AKF-865_MEP15-CENTRAL_jlangner.rvt
PLOT DATE: 9/19/2015 5:49:58 AM

DEPT OF BLDGS 121328205 Job Number
ES505128618 Scan Code

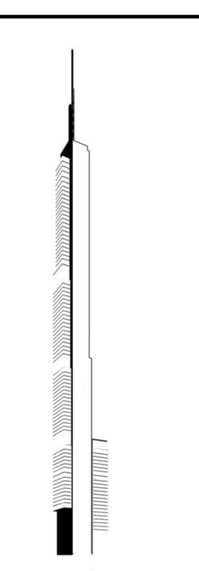

KEY PLAN:

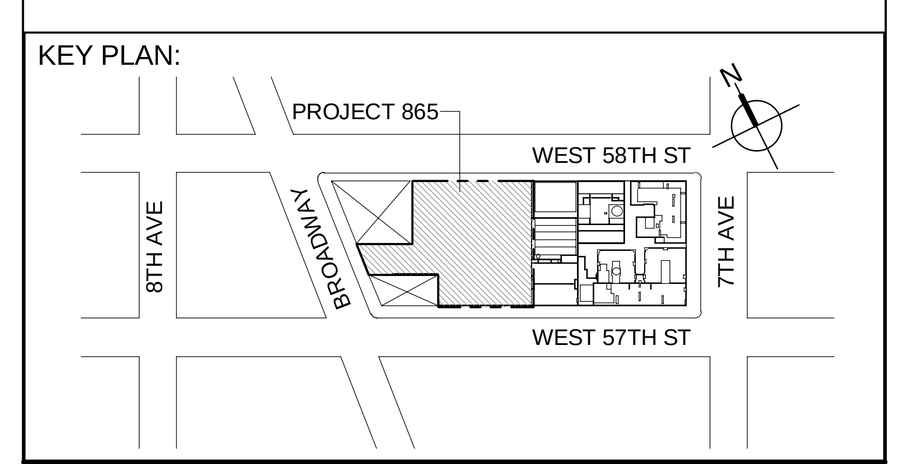

PROJECT NORTH

TRUE NORTH

DEVELOPER:
EXTELL DEVELOPMENT COMPANY
805 THIRD AVENUE, 7TH FLOOR
New York, NY 10022 USA
TEL: 212 712 6000 FAX: 212 712 6100

DESIGN ARCHITECT: Base Building Shell & Core
ADRIAN SMITH + GORDON GILL ARCHITECTURE
111 WEST MONROE STREET SUITE 2300
CHICAGO IL 60603
TEL: 312 920 1888 FAX: 312 920 1775

INTERIOR DESIGNER: Residential
Rottet Architecture and Design Studio, PLLC
298 Fifth Ave, 7th Floor
New York, NY 10001
TEL: 646 998 7000 FAX:

ARCHITECT OF RECORD: Base Building Shell, Core, & Residential
AAI ARCHITECTS, P.C.
401 Wellington St. W., 3rd Floor
Toronto, ON M5V 1E7 Canada
TEL: 416 967 1500 FAX: 416 967 7150

STRUCTURAL ENGINEERS:
WSP CANTOR SEINUK
228 EAST 45th Street
New York, NY 10017 USA
TEL: 212 687 9888 FAX: 646 487 5501

MEP ENGINEERS:
AKF GROUP
One Liberty Plaza, 165 Broadway, 22nd Floor
New York, NY 10006 USA
TEL: 212 354 5656 FAX: 212 354 5668

GEOTECHNICAL ENGINEERS:
Langan Engineering & Environmental Services
21 Penn Plaza - 360 West 31st Street, 8th Floor
New York, NY 10001-2727
TEL: 212 479 5400 FAX: 212 479 5444

CODE CONSULTANTS:
Construction Consulting Associates
100 Church Street
New York, NY 10007
TEL: 212 385 1818 FAX: 212 385 1911

CURTAINWALL CONSULTANT:
AJLP Consulting
40 Worth Street. Suite 826
New York, NY 10013
TEL: 212 757 5659 FAX: 646 219 8508

LANDMARK/PRESERVATION CONSULTANT:
Jan Hird Pokorny Associates, Inc.
39 West 37th Street, 12A
New York, NY 10018
TEL: 212 759 6462 FAX: 212 759 6540

No.	DESCRIPTION	DATE
1	ISSUED FOR SCHEMATIC DESIGN	04 APR 2014
2	ISSUED FOR DESIGN DEVLEOPMENT	01 JUL 2014
3	ISSUED FOR DESIGN DEVLEOPMENT	31 JUL 2014
4	CD PROGRESS ISSUE 1	15 OCT 2014
5	ISSUED FOR BID - MECHANICAL	15 OCT 2014
6	DOB SUBMISSION	19 DEC 2014
7	CD PROGRESS ISSUE 3	09 MAR 2015
8	CD PROGRESS ISSUE 4	01 JUN 2015
9	CD PROGRESS ISSUE 5	10 AUG 2015
10	DOB AMENDMENT 2	18 SEP 2015

0 4' - 0" 8' - 0" 16' - 0"

Discrepancies must be reported immediately to the Architect before proceeding. Only figured dimensions are to be used. Contractors must check all dimensions on site. This drawing is protected by copyright.

ALL DIMENSIONS ARE SHOWN IN IMPERIAL.

CONSULTANT:
AKF
ONE LIBERTY PLAZA, 165 BROADWAY, 22nd FLOOR
NEW YORK, NY 10006
T: 212.354.5656 F: 212.354.5668
Arlington / Boston / Mexico City / Minneapolis / New York
Philadelphia / Princeton / Puebla / Rochester / Stamford

PROJECT:

217 WEST 57TH STREET
NEW YORK, NY

DRAWING TITLE:

MECHANICAL SCHEDULES

SEAL & SIGNATURE:

STATE OF NEW YORK · CHRISTOPHER C. McHUGH · LICENSED PROFESSIONAL ENGINEER · No. 073130

DATE:	04/04/14
PROJECT No:	Y130747-000
DRAWN: RC/AZ	REV: 10
CHK: PHS	
SCALE: 1 = 1	
DWG No:	M-501.01
DOB PAGE No: 107 of 116	

DOB EMPLOYEE STAMP:

DOB B-SCAN:

36" x 48" Arch E -SHEET SIZE

DEPT OF BLDGS 121328205 Job Number

ES429360225 Scan Code

AIR CONDITIONING UNIT SCHEDULE FOR CONDENSER WATER WITH HEAT PUMP HEATING

WT	LEVEL	SERVICE	FAN DATA: CFM	O.A. FLOW	TOTAL SP (IN.)	RPM	MIN. BHP	MAX. OV (FPM)	FAN QTY.	EXT. SP (IN W.G.)	FAN MOTOR DATA: MHP	STARTER TYPE	ELECTRICAL DATA: VOLTS	PHASE	HZ	DX COIL DATA: CAPACITY (MBH) SENSIBLE (KBTU/H)	TOTAL (KBTU/H)	MAX. SP (IN W.G.)	EDB ºF	EWB ºF	LDB ºF	LWB ºF	MIN. ROWS DEEP	MIN. NET FACE AREA (SQ. FT.)	REFRIGERANT	COMPRESSOR DATA: NO OF COMP.	UNIT FLA	LRA (EA.)	WATER COOLED CONDENSER DATA: GPM	EWT (ºF)	LWT (ºF)	P.D. (FT. H2O)	DESIGN PRESS. (PSIG)	HEAT PUMP HEATING: MBH	AIR: SP (IN. H2O)	EDB (ºF)	EWB (ºF)	WATER: GPM	P.D. (FT. H2O)	EWT (ºF)	LWT (ºF)	MIN. ROWS DEEP	FINS PER INCH	MIN. NET FACEAREA (SQ. FT.)	DESIGN PRESS. (PSIG)	FILTER DATA: FILTER TYPE	VIBRATION ISOLATION SPECIFICATIONS: MOUNTING TYPE	BASE TYPE	MIN. STATIC DEFLECTION (IN.)	MANUFACTURER	EER (OP)	COP (OP)	EER (AHRI)	COP (ISO)	MODEL NO.
AC-SC3-1	SUB CELLAR 3	RES. BOH CORRIDOR	550	385	1.13	1480	0.23	150	1	0.75	1.34	VFD	480 V	3	60 Hz	21.5	38.4	0.00	80 °F	67 °F	52 °F	51 °F	4	4	R-410A	1	8	0	6	90 °F	105 °F	2.95	300.00	50.1	0.00	45 °F	40 °F	6	2.95	70 °F	57 °F	4	12	4	0.00	REFER TO SPEC	CONCRETE PAD	REFER TO SPEC	0' - 0"	AAON	13.3	3.9	14.4	4.2	SB-003-3
AC-SC3-2	SUB CELLAR 3	DAS ROOM	1600	0	1.61	2131	0.76	230	1	0.75	1.34	VFD	480 V	3	60 Hz	48.0	48.0	0.00	80 °F	67 °F	52 °F	51 °F	4	7	R-410A	1	13	0	14	90 °F	105 °F	3.55	300.00	0.0	0.00	0 °F	0 °F	0	0.00	0 °F	0 °F	0	0	0	0.00	REFER TO SPEC	CONCRETE PAD	REFER TO SPEC	0' - 0"	AAON	12.3				SB-006-3
AC-SC3-3	SUB CELLAR 3	RES. BOH CORRIDOR	550	385	1.13	1480	0.23	150	1	0.75	1.34	VFD	480 V	3	60 Hz	21.5	38.4	0.00	80 °F	67 °F	52 °F	51 °F	4	4	R-410A	1	8	0	6	90 °F	105 °F	2.95	300.00	50.1	0.00	45 °F	40 °F	6	2.95	70 °F	57 °F	4	12	4	0.00	REFER TO SPEC	CONCRETE PAD	REFER TO SPEC	0' - 0"	AAON	13.3	3.9	14.4	4.2	SB-003-3
AC-SC3-4	SUB CELLAR 3	RES. BOH	6000	3600	2.01	1454	3.01	220	1	1.00	5.00	VFD	480 V	3	60 Hz	219.6	325.0	0.00	87 °F	70 °F	53 °F	52 °F	4	27	R-410A	2	54	0	56	90 °F	105 °F	5.13	300.00	445.6	0.00	45 °F	40 °F	56	5.13	68 °F	55 °F	4	14	27	0.00	REFER TO SPEC	CONCRETE PAD	REFER TO SPEC	0' - 0"	AAON	11.6	4.77			SA-030-3
AC-SC2-1	SUB CELLAR 2	RES. BOH CORRIDOR	800	430	1.70	1831	0.45	220	1	0.75	1.34	VFD	480 V	3	60 Hz	28.7	40.7	0.00	86 °F	69 °F	53 °F	52 °F	6	4	R-410A	1	8	0	7	90 °F	105 °F	3.28	300.00	54.4	0.00	45 °F	40 °F	9	4.80	70 °F	60 °F	6	12	4	0.00	REFER TO SPEC	CONCRETE PAD	REFER TO SPEC	0' - 0"	AAON	13.1	3.85	16.3	4.7	SB-003-3
AC-SC2-2	SUB CELLAR 2	RES. BOH	4000	3520	1.76	1171	1.62	150	1	1.00	3.00	VFD	480 V	3	60 Hz	156.6	228.9	0.00	93 °F	73 °F	56 °F	55 °F	3	27	R-410A	2	38	0	39	90 °F	105 °F	4.83	300.00	299.5	0.00	45 °F	40 °F	39	4.83	68 °F	55 °F	3	14	27	0.00	REFER TO SPEC	CONCRETE PAD	REFER TO SPEC	0' - 0"	AAON	12.5	4.81			SB-023-3
AC-C-1	CELLAR	RES. BOH LOBBY	3000	750	2.97	2040	2.55	420	1	1.50	4.00	VFD	480 V	3	60 Hz	77.1	114.7	0.00	80 °F	67 °F	53 °F	53 °F	6	7	R-410A	1	13	0	20	90 °F	105 °F	3.90	300.00	157.7	0.00	45 °F	40 °F	20	3.90	70 °F	57 °F	4	12	7	0.00	REFER TO SPEC	CONCRETE PAD	REFER TO SPEC	0' - 0"	AAON	11.9	3.48	15.0	4.3	SB-010-3
AC-C-2	CELLAR	RES. BOH CORRIDOR	550	440	1.13	1480	0.23	150	1	0.75	1.34	VFD	480 V	3	60 Hz	21.3	39.7	0.00	80 °F	67 °F	55 °F	54 °F	4	4	R-410A	1	8	0	6	90 °F	105 °F	2.95	300.00	50.1	0.00	45 °F	40 °F	6	2.95	70 °F	57 °F	4	12	4	0.00	REFER TO SPEC	CONCRETE PAD	REFER TO SPEC	0' - 0"	AAON	13.8	4.03	14.4	4.2	SB-003-3
AC-C-3	CELLAR	RES. BOH CORRIDOR	550	440	1.13	1480	0.23	150	1	0.75	1.34	VFD	480 V	3	60 Hz	21.3	39.7	0.00	80 °F	67 °F	55 °F	54 °F	4	4	R-410A	1	8	0	6	90 °F	105 °F	2.95	300.00	50.1	0.00	45 °F	40 °F	6	2.95	70 °F	57 °F	4	12	4	0.00	REFER TO SPEC	CONCRETE PAD	REFER TO SPEC	0' - 0"	AAON	13.8	4.03	14.4	4.2	SB-003-3
AC-6-1	6TH FLOOR MEP	SWITCH GEAR RM.	13800	0	3.16	1744	5.27	520	2	0.75	7.50	VFD	480 V	3	60 Hz	341.5	431.6	0.00	78 °F	65 °F	57 °F	55 °F	6	27	R-410A	1	76	0	74	90 °F	105 °F	0.00	300.00	0.0	0.00	0 °F	0 °F	0	0.00	0 °F	0 °F	0	0	0	0.00	REFER TO SPEC	CONCRETE PAD	REFER TO SPEC	0' - 0"	AAON	12.7				SA-035-3
AC-6-2	6TH FLOOR MEP	CORRIDOR	1700	850	1.75	2242	0.88	240	1	0.75	1.34	VFD	480 V	3	60 Hz	56.3	81.6	0.00	85 °F	69 °F	53 °F	53 °F	4	7	R-410A	1	13	0	14	90 °F	105 °F	3.62	300.00	110.2	0.00	45 °F	40 °F	14	3.62	70 °F	57 °F	4	12	7	0.00	REFER TO SPEC	CONCRETE PAD	REFER TO SPEC	0' - 0"	AAON	12.7	3.71	15.0	4.3	SB-006-3
AC-7-1	7TH FLOOR MEP	CORRIDOR	1650	975	1.84	1994	1.07	270	1	1.00	2.30	VFD	480 V	3	60 Hz	64.2	93.2	0.00	85 °F	69 °F	55 °F	53 °F	4	7	R-410A	1	15	0	16	90 °F	105 °F	5.04	300.00	126.6	0.00	45 °F	40 °F	16	5.04	70 °F	57 °F	4	12	7	0.00	REFER TO SPEC	CONCRETE PAD	REFER TO SPEC	0' - 0"	AAON	12.3	3.59	14.4	4.2	SB-006-3
AC-7-2	7TH FLOOR MEP	RECYCLING/REFUSE/COMPACTOR RM.	1600	960	1.61	2131	0.76	230	1	0.75	1.34	VFD	480 V	3	60 Hz	56.0	81.8	0.00	87 °F	70 °F	55 °F	53 °F	4	7	R-410A	1	13	0	14	90 °F	105 °F	3.55	300.00	108.9	0.00	45 °F	40 °F	14	3.55	70 °F	57 °F	4	12	7	0.00	REFER TO SPEC	CONCRETE PAD	REFER TO SPEC	0' - 0"	AAON	13.0	3.79	15.0	4.3	SB-006-3
AC-7-3	7TH FLOOR MEP	SWITCHGEAR/PARALLEL ROOM	2000	0	1.60	1959	0.98	280	1	0.75	2.30	VFD	480 V	3	60 Hz	55.9	81.7	0.00	80 °F	67 °F	55 °F	54 °F	4	7	R-410A	1	14	0	14	90 °F	105 °F	3.45	300.00	0.0	0.00	0 °F	0 °F	0	0.00	0 °F	0 °F	0	0	0	0.00	REFER TO SPEC	CONCRETE PAD	REFER TO SPEC	0' - 0"	AAON	12.4				SB-006-3
AC-9-2	9TH FLOOR MEP	RES. EMR	2000	0	1.60	1959	0.98	280	1	0.75	2.30	VFD	480 V	3	60 Hz	55.9	81.7	0.00	80 °F	67 °F	55 °F	54 °F	4	7	R-410A	1	14	0	14	90 °F	105 °F	3.45	300.00	0.0	0.00	0 °F	0 °F	0	0.00	0 °F	0 °F	0	0	0	0.00	REFER TO SPEC	CONCRETE PAD	REFER TO SPEC	0' - 0"	AAON	13.0				SB-006-3
AC-12-1	12TH FLOOR MEP	TRANSFORMER ROOM	3800	0	2.33	1912	2.33	530	1	0.75	8.00	VFD	480 V	3	60 Hz	89.5	117.4	0.00	78 °F	65 °F	56 °F	54 °F	6	7	R-410A	1	25	0	17	90 °F	205 °F	4.60	300.00	0.0	0.00	0 °F	0 °F	0	0.00	0 °F	0 °F	0	0	0	0.00	REFER TO SPEC	CONCRETE PAD	REFER TO SPEC	0' - 0"	AAON	12.7				SB-010-3
AC-27-1	27TH FLOOR MEP	TRANSFORMER ROOM	3000	0	1.82	1485	1.51	420	1	0.75	4.00	VFD	480 V	3	60 Hz	75.3	101.5	0.00	78 °F	65 °F	56 °F	54 °F	4	7	R-410A	1	17	0	17	88 °F	103 °F	5.27	300.00	0.0	0.00	0 °F	0 °F	0	0.00	0 °F	0 °F	0	0	0	0.00	REFER TO SPEC	CONCRETE PAD	REFER TO SPEC	0' - 0"	AAON	12.8				SB-009-3
AC-46-1	46TH FLOOR MEP	TRANSFORMER ROOM	3000	0	1.82	1485	1.51	420	1	0.75	4.00	VFD	480 V	3	60 Hz	75.3	101.5	0.00	78 °F	65 °F	56 °F	54 °F	4	7	R-410A	1	17	0	17	88 °F	103 °F	5.27	300.00	0.0	0.00	0 °F	0 °F	0	0.00	0 °F	0 °F	0	0	0	0.00	REFER TO SPEC	CONCRETE PAD	REFER TO SPEC	0' - 0"	AAON	12.8				SB-009-3
AC-67-1	67TH FLOOR MEP	TRANSFORMER ROOM	3000	0	1.82	1485	1.51	420	1	0.75	4.00	VFD	480 V	3	60 Hz	75.3	101.5	0.00	78 °F	65 °F	56 °F	54 °F	4	7	R-410A	1	17	0	17	87 °F	102 °F	5.27	300.00	0.0	0.00	0 °F	0 °F	0	0.00	0 °F	0 °F	0	0	0	0.00	REFER TO SPEC	CONCRETE PAD	REFER TO SPEC	0' - 0"	AAON	12.8				SB-009-3
AC-67-2	67TH FLOOR MEP	MICROTURBINE VENTILATION	4000	3520	1.76	1171	1.62	150	1	1.00	3.00	VFD	480 V	3	60 Hz	156.6	228.9	0.00	93 °F	73 °F	56 °F	55 °F	3	27	R-410A	2	38	0	39	87 °F	102 °F	4.83	300.00	299.5	0.00	45 °F	40 °F	39	4.83	68 °F	55 °F	3	14	27	0.00	REFER TO SPEC	CONCRETE PAD	REFER TO SPEC	0' - 0"	AAON	12.5	4.81			SB-023-3
AC-67-4	67TH FLOOR MEP	CIGAR LOUNGE	2200	2200	3.38	2510	2.14	220	1	2.50	2.30	VFD	480 V	3	60 Hz	88.0	149.9	0.00	92 °F	74 °F	53 °F	52 °F	6	10	R-410A	1	21	0	25	87 °F	102 °F	3.80	300.00	200.2	0.00	13 °F	12 °F	25	3.80	70 °F	57 °F	6	12	10	0.00	REFER TO SPEC	CONCRETE PAD	REFER TO SPEC	0' - 0"	AAON	13.1	3.82			SB-014-3
AC-67M-3	67TH FLOOR INTER	68TH FL AMENITY	9200	4000	2.33	1347	2.47	170	2	1.50	5.00	VFD	480 V	3	60 Hz	289.3	482.4	0.00	83 °F	70 °F	53 °F	52 °F	3	54	R-410A	4	86	0	85	87 °F	102 °F	5.64	300.00	697.5	0.00	46 °F	40 °F	85	5.64	70 °F	57 °F	3	14	54	0.00	REFER TO SPEC	CONCRETE PAD	REFER TO SPEC	0' - 0"	AAON	11.8	4.53			SA-050-3-C
AC-67M-5	67TH FLOOR INTER	KITCHEN MUA	6000	6000	2.45	1526	3.54	220	1	1.50	5.00	VFD	480 V	3	60 Hz	229.6	378.8	0.00	92 °F	74 °F	55 °F	54 °F	4	27	R-410A	2	61	0	66	87 °F	102 °F	6.89	300.00	556.6	0.00	13 °F	12 °F	66	6.89	70 °F	55 °F	4	14	27	0.00	REFER TO SPEC	CONCRETE PAD	REFER TO SPEC	0' - 0"	AAON	12.2	5.93			SA-035-3-D
AC-95-1	95TH FLOOR EMR	SWITCH GEAR RM.	5500	0	2.38	1693	1.70	540	2	0.75	8.00	VFD	480 V	3	60 Hz	132.1	175.5	0.00	78 °F	65 °F	55 °F	53 °F	6	10	R-410A	1	40	0	30	87 °F	102 °F	4.59	300.00	0.0	0.00	0 °F	0 °F	0	0.00	0 °F	0 °F	0	0	0	0.00	REFER TO SPEC	CONCRETE PAD	REFER TO SPEC	0' - 0"	AAON	12.9				SB-016-3
AC-95-2	95TH FLOOR EMR	RES. EMR	11000	0	2.53	1477	3.27	410	2	0.75	5.00	VFD	480 V	3	60 Hz	292.7	400.7	0.00	78 °F	65 °F	54 °F	52 °F	4	27	R-410A	2	69	0	66	87 °F	102 °F	7.19	300.00	0.0	0.00	0 °F	0 °F	0	0.00	0 °F	0 °F	0	0	0	0.00	REFER TO SPEC	CONCRETE PAD	REFER TO SPEC	0' - 0"	AAON	14.7				SA-035-3
AC-96-1	96TH FLOOR DAMPER	TMD	12000	0	2.76	1687	3.93	450	1	1.00	5.00	VFD	480 V	3	60 Hz	218.3	220.1	0.00	70 °F	58 °F	53 °F	52 °F	3	27	R-410A	1	49	0	38	87 °F	102 °F	4.61	300.00	0.0	0.00	0 °F	0 °F	0	0.00	0 °F	0 °F	0	0	0	0.00	REFER TO SPEC	CONCRETE PAD	REFER TO SPEC	0' - 0"	AAON	14.5				SA-023-3
AC-96-2	96TH FLOOR DAMPER	TMD	12000	0	2.76	1687	3.93	450	1	1.00	5.00	VFD	480 V	3	60 Hz	218.3	220.1	0.00	70 °F	58 °F	53 °F	52 °F	3	27	R-410A	1	49	0	38	81 °F	102 °F	4.61	300.00	0.0	0.00	0 °F	0 °F	0	0.00	0 °F	0 °F	0	0	0	0.00	REFER TO SPEC	CONCRETE PAD	REFER TO SPEC	0' - 0"	AAON	14.5				SA-023-3

NOTES:

1. AC UNITS TO BE PROVIDED WITH DRAIN PAN AND CONDENSATE PUMPS.
2. ALL SUPPLY AND RETURN DUCTWORK FOR UP TO 20' DOWNSTREAM OF FANS SHALL BE ACOUSTICALLY LINED PER MECHANICAL SPECIFCATIONS.

MODULAR WATER COOLED CHILLER SCHEDULE

UNIT	NO.	LEVEL	TOTAL CAPACITY (TONS)	CAPACITY/MODULE	NO. OF MODULES	KW INPUT	kW/TON	COP	EVAPORATOR DESIGN DATA: GPM	EWT (ºF)	LWT (ºF)	PRESSURE DROP (FT)	REFRIGERANT TYPE	CONDENSER WATER DATA: GPM	EWT (ºF)	LWT (ºF)	PRESSURE DROP (FT)	ELECTRICAL DATA: MCA	VOLTS	PHASE	HZ	LENGTH (IN.)	WIDTH (IN.)	HEIGHT (IN.)	OPERATING WT. (LBS)	MANUFACTURER	MODEL NO.
CH	94-1	94TH FLOOR MEP	37.7	(1) @ 20 & (1) @15	2	32	0.836	4.2	91	54 °F	44 °F	11.70	R-410A	75	87 °F	102 °F	6.00	118	208	3	60	65.5	57.5	68.125	2400	MULTISTACK	MS020XC2A2W2AAC & MS015XC2A2W2AAC
CH	94-2	94TH FLOOR MEP	82.1	(1) @ 20 & (2) @ 30	3	68	0.826	4.3	197	54 °F	44 °F	14.00	R-410A	163	87 °F	102 °F	6.40	272	208	3	60	97.5	57.5	68.125	4450	MULTISTACK	MS020XC2A2W2AAC & MS030XC2A2W2AAC

NOTES:
PROVIDE THE FOLLOWING:

1. STAINLESS STEELL EVAPORATOR AND CONDENSER INCULDING INTLET HEADER.
2. LEAD COMPRESSOR SEQUENCING (24 HRS)
3. AUTOMATIC INTERNAL RESCHEDULING IF FAULT OCCURS
4. AUTOMATIC LOGGING OF ANY FAULT CONDITION
5. ELECTRONIC CHILLED WATER CONTROL
6. MULTIPLE INDEPENDENT REF. SYSTEMS WITH ISOLATION VALVES
7. QUICK INTERCONNECT MODULAR DESIGN
8. HEAT EXCHANGER MAX WORKING PRESURE (REFRIG. 650 PSI & WATERSIDE 565 PSI)
9. FILTERS IN EVAPORATOR SUPPLY HEADERS
10. AUTOMATIC LOGGING OF ANY FAULT CONDITION
11. R-410 A REFRIGERANT
12. ACOUSTICAL COMPRESSOR WRAP AND PANELS INDOOR RATED
13. WARRANTY: ALL PARTS (1 YEAR); COMPRESSOR PARTS (5 YEAR)
14. SINGLE POINT POWER CONNECTION THROUGH JUNCTION BOX WITH SCCR RATING OF 5KA
15. ORFICE PLATES WITH TOTAL ACCESS DEISGN W/NEMA2 VAR. FLOW (EVAP. & COND.)
16. INTEROPERABILITY WEB PORTAL (BACNET OR MODBUS)
17. MULTIFLUSH (DEBRIS REMOVAL SYSTEM) COND.
18. 4X4 RAILS AND WAFFLE PADS

RESIDENTIAL AMENITY AND CORRIDOR SUPPLY UNITS

UNIT	NO.	LEVEL	SUPPLY FANS: CFM	EXT. SP (IN W.G.)	TOTAL SP (IN.)	QTY	DIA. (IN.)	TYPE	HP	FILTERS: DEPTH (IN.) / MERV	TOTAL CLEAN (IN W.G.)	TOTAL DIRTY (IN W.G.)	ELECTRIC COILS: CAPACITY (kW)	WRAP-AROUND HEAT PIPES: EDB (ºF)	EWB (ºF)	LDB (ºF)	LWB (ºF)	PRECOOL PD (IN. W.G.)	REHEAT PD (IN W.G.)	REFRI.	DX COOLING: SCFM	EDB ºF	EWB ºF	LDB ºF	LWB ºF	EST	SENS CAP	TOT CAP	TONS	FPM	ROW	FPI	FH / FL	APD (IN W.G.)	RPD (FT W.G.)	COMPRESSOR COOLING MODE: VOLTS	PHASE	HZ	QTY	REFRIGERANT	RLA	LRA	kW	THR	CONDENSER: EWT (ºF)	LWT (ºF)	GPM	CONN. SIZE	HEAT PUMP MODE: EAT (ºF)	LAT (ºF)	CFM	MBH	FLUID	EWT	LWT	GPM	COP (OP)	COP (ISOI)	MANUFACTURER	MODEL NO.
AC	1-1	GROUND FLOOR	7000	2.00	6.99	2	16	ECM	7.50	2" + 4" / 8 + 14	1.00	2.50	30.0	80 °F	67 °F	69.1 °F	60.4 °F	0.43	0.42	R-410a	7000	80.0 °F	67.0 °F	51.2 °F	49.8 °F	41	218.4	358.3	29.9	403	6	8	50/50	0.26	0.00	480 V	3	60 Hz	2	R-410A	60.0	125	15.08	460	89 °F	104 °F	85.70	2.5"	5 °F	75 °F	7000	529.2	WATER	70	60	85.70	4.01	4.3	INGENIA	CAH-2-NTM-PU-65.0x74.0-I
AC	7-4	7TH FLOOR MEP	15000	2.00	5.85	4	16	ECM	7.50	2" + 4" / 8 + 14	0.98	2.50	50.0	80 °F	67 °F	65.9 °F	59.2 °F	0.39	0.38	R-410a	15000	80.0 °F	67.0 °F	54.8 °F	53.0 °F	44.6	409.5	643.5	53.6	486	6	8	60/74	0.36	0.00	480 V	3	60 Hz	4	R-410A	23.1	150	12.51	814	90 °F	105 °F	110.92	2.5"	55 °F	75 °F	15000	324.0	WATER	70	58	110.92	4	4.3	INGENIA	CAH-2-TB-PU-76.0x94.04
AC	7-5	7TH FLOOR MEP	13000	2.00	5.85	4	16	ECM	7.50	2" + 4" / 8 + 14	0.98	2.50	50.0	80 °F	67 °F	66.5 °F	59.4 °F	0.31	0.30	R-410a	13000	80.0 °F	67.0 °F	53.7 °F	51.6 °F	41.7	370.5	604.2	50.4	422	6	7	60/74	0.26	0.00	480 V	3	60 Hz	4	R-410A	23.1	150	12.44	774.9	90 °F	105 °F	104.72	2.5"	55 °F	75 °F	13000	280.8	WATER	70	57	104.72	4	4.3	INGENIA	CAH-2-TB-PU-76.0x94.04
RCS	12-1	12TH FLOOR MEP	3000	2.00	5.74	1	14	ECM	5.00	2" + 4" / 8 + 14	0.98	2.50	15.0	95 °F	74 °F	70.9 °F	61.0 °F	0.28	0.26	R-410a	3000	95.0 °F	74.0 °F	54.8 °F	54.0 °F	47.6	130.7	200.5	16.7	450	6	10	30 / 32	0.41	4.39	480 V	3	60 Hz	1	R-410A	26.9	173	15.20	252.4	87 °F	102 °F	33.87	1.25"	5 °F	75 °F	3000	226.8	WATER	70	58	33.87	4	4.3	INGENIA	CAH-2-TB-PU-76.0x50.04
RCS	27-1	27TH FLOOR MEP	3000	2.00	5.74	1	14	ECM	5.00	2" + 4" / 8 + 14	0.98	2.50	15.0	95 °F	74 °F	70.9 °F	61.0 °F	0.28	0.26	R-410a	3000	95.0 °F	74.0 °F	54.8 °F	54.0 °F	47.6	130.7	200.5	16.7	450	6	10	30 / 32	0.41	4.39	480 V	3	60 Hz	1	R-410A	26.9	173	15.50	252.4	87 °F	102 °F	33.87	1.25"	5 °F	75 °F	3000	226.8	WATER	70	58	33.87	4.04	4.3	INGENIA	CAH-2-TB-PU-76.0x50.04
RCS	27-2	27TH FLOOR MEP	3000	2.00	5.74	1	14	ECM	5.00	2" + 4" / 8 + 14	0.98	2.50	15.0	95 °F	74 °F	70.9 °F	61.0 °F	0.28	0.26	R-410a	3000	95.0 °F	74.0 °F	54.8 °F	54.0 °F	47.6	130.7	200.5	16.7	450	6	10	30 / 32	0.41	4.39	480 V	3	60 Hz	1	R-410A	26.9	173	15.20	252.4	87 °F	102 °F	33.87	1.25"	5 °F	75 °F	3000	226.9	WATER	70	58	33.87	4.02	4.3	INGENIA	CAH-2-TB-PU-76.0x50.04
RCS	46-1	46TH FLOOR MEP	3750	2.00	5.82	1	16	ECM	7.50	2" + 4" / 8 + 14	0.98	2.50	20.0	95 °F	74 °F	70.5 °F	60.9 °F	0.32	0.30	R-410a	3750	95.0 °F	74.0 °F	54.4 °F	52.8 °F	47.0	165.3	262.9	21.9	486	6	10	30 / 37	0.42	4.39	480 V	3	60 Hz	2	R-410A	17.9	125	9.83	329.6	87 °F	102 °F	45.34	2"	5 °F	75 °F	3750	283.5	WATER	70	58	45.34	3.6	4.2	INGENIA	CAH-2-TB-PU-78.0x55.04
RCS	95-1	95TH FLOOR EMR	4000	2.00	5.82	1	16	ECM	7.50	2" + 4" / 8 + 14	0.98	2.50	20.0	95 °F	74 °F	70.3 °F	60.8 °F	0.33	0.31	R-410a	4000	95.0 °F	74.0 °F	54.7 °F	53.5 °F	49.7	175.7	272.9	22.7	486	6	11	32 / 37	0.45	6.84	480 V	3	60 Hz	2	R-410A	17.9	125	9.76	339.3	87 °F	102 °F	47.00	2"	5 °F	75 °F	4000	302.4	WATER	70	59	47.00	3.72	4.2	INGENIA	CAH-2-TB-PU-79.0x55.04

NOTES:

1. RCS UNITS HAVE THE SUPPLY FAN, COMPRESSOR VESTIBULE, ELECTRICAL PANEL VESTIBULE AND ACCESS SECTION STACKED ONTO OF OTHER UNIT SECTIONS.
2. HEAT PUMP UNITS RATED FOR ZERO DEGREE OPERATION.

ENERGY RECOVERY UNIT SCHEDULE

NO.	LEVEL	SUPPLY FANS: SA CFM	EXT. SP (IN W.G.)	TOTAL SP (IN.)	QTY	DIA. (IN.)	TYPE	BHP/ FAN	HP/ FAN	FLA/ FAN	HEAT RECOVERY WHEEL RETURN FANS: RA CFM	EXT. SP (IN W.G.)	TOTAL SP (IN W.G.)	QTY	DIA (IN.)	BHP/ FAN	HP/ FAN	FLA/ FAN	SUMMER: EAT db (ºF)	EAT wb (ºF)	LAT db (ºF)	LAT wb (ºF)	EFF (%)	WINTER: EAT (DB / WB) F	LAT (DB / WB) F	EFF (%)	MOTOR DATA: HP	FLA	CONTROLS: VFD AMPS	AIR PRESSURE DROP: SUPPLY	RETURN	DX COOLING: SCFM	EDB ºF	EWB ºF	LDB ºF	LWB ºF	SENS CAP	TOT CAP	TONS	FPM	ROW	FPI	FH / FL	APD (IN W.G.)	PREHEAT ELECTRIC COILS: CAPACITY (kW)	MBH	dT	FLA	COMPRESSOR COOLING MODE: VOLTS	PHASE	HZ	CIRCUITS	REFRIGERANT	RLA/circ	LRA/circ	TOTAL kW	THR	CONDENSER: EWT (ºF)	LWT (ºF)	GPM	CONN. SIZE	CIRCUITS	HEAT PUMP MODE: EAT (ºF)	LAT (ºF)	MBH	FLUID	EWT	LWT	GPM	MCA	MOP	COP (OP)	MANUFACTURER	MODEL NO.
ERU-12-1	12TH FLOOR MEP	14500	2.50	6.60	4	16	ECM	6.6	7.50	7.1	14500	1.50	3.45	4	14	3.5	5.0	4.6	95 °F	74 °F	79.9 °F	65.6 °F	0.75	5 / 3	54.1 / 43.7	0.75	1/2	N/A	2.1	0.61	0.61	14500	86.3 °F	69.3 °F	54.6 °F	53.6 °F	498.4	758.5	63.2	403	6	8	48/54	0.26	60.0	204.8	13.1	75.4	480 V	3	60 Hz	6	R-410A	17.9	125.0	58.40	958	87 °F	102 °F	129.80	3"	6	33 °F	75 °F	6530.0	WATER	70.0	54.5	129.8	160.8	175	5.85	INGENIA	CAH-2-TB-PU-117.0x143.0-I
ERU-27-1	27TH FLOOR MEP	10000	2.50	6.85	4	16	ECM	5.3	7.50	7.1	10000	1.50	3.50	2	18	4.5	7.0	6.6	95 °F	74 °F	79.9 °F	65.6 °F	0.75	5 / 3	54.1 / 43.7	0.75	1/2	N/A	2.1	0.54	0.54	10000	85.4 °F	68.9 °F	54.9 °F	52.9 °F	330.2	499.6	41.6	429	6	8	42/40	0.29	40.0	136.5	13.1	50.3	480 V	3	60 Hz	4	R-410A	17.9	125.0	39.90	636	87 °F	102 °F	85.90	2 1/2"	4	36 °F	75 °F	420.0	WATER	70.0	57.6	85.9	119.8	125	5.71	INGENIA	CAH-2-TB-PU-102.0x118.0-I
ERU-27-2	27TH FLOOR MEP	10000	2.50	6.60	4	16	ECM	5.3	7.50	7.1	10000	1.50	3.50	2	18	4.5	7.0	6.6	95 °F	74 °F	79.9 °F	65.6 °F	0.75	5 / 3	54.1 / 43.7	0.75	1/2	N/A	2.1	0.54	0.54	10000	85.4 °F	68.9 °F	54.9 °F	52.9 °F	330.2	499.6	41.6	429	6	8	42/40	0.29	40.0	136.5	13.1	50.3	480 V	3	60 Hz	4	R-410A	17.9	125.0	39.40	636	87 °F	102 °F	85.90	2 1/2"	4	36 °F	75 °F	420.0	WATER	70.0	57.6	85.9	119.8	125	5.71	INGENIA	CAH-2-TB-PU-109.0x118.0-I
ERU-46-1	46TH FLOOR MEP	10000	2.50	6.60	4	16	ECM	5.3	7.50	7.1	10000	1.50	3.50	2	18	4.5	7.0	6.6	95 °F	74 °F	80.5 °F	65.6 °F	0.75	5 / 3	54.1 / 43.7	0.75	1/2	N/A	2.1	0.54	0.65	10000	85.4 °F	68.9 °F	54.9 °F	52.9 °F	330.2	499.6	41.6	429	6	8	42/40	0.29	40.0	136.5	13.1	50.3	480 V	3	60 Hz	4	R-410A	17.9	125.0	39.40	636	87 °F	102 °F	85.90	2 1/2"	4	36 °F	75 °F	420.0	WATER	70.0	57.6	85.9	119.8	125	5.71	INGENIA	CAH-2-TB-PU-109.0x118.0-I
ERU-46-2	46TH FLOOR MEP	12000	2.50	6.70	4	16	ECM	6.0	7.50	7.1	12000	1.50	3.50	2	18	5.8	7.0	6.6	95 °F	74 °F	80.5 °F	66.0 °F	0.73	5 / 3	52.3 / 42.5	0.73	1/2	N/A	2.1	0.67	0.67	12000	87.1 °F	69.8 °F	55.1 °F	53.5 °F	415.7	611.7	51.0	480	6	10	45/40	0.41	45.0	153.6	11.9	56.5	480 V	3	60 Hz	4	R-410A	18.6	125.0	43.50	760	87 °F	102 °F	1020.00	2 1/2	4	31 °F	75 °F	575.0	WATER	70.0	58.3	102.0	122.8	125	5.62	INGENIA	CAH-2-TB-PU-109.0x118.0-I
ERU-67-1	67TH FLOOR MEP	12000	2.50	6.85	4	16	ECM	6.0	7.50	7.1	12000	1.50	3.50	2	18	5.8	7.0	6.6	95 °F	74 °F	80.5 °F	66.0 °F	0.73	5 / 3	52.3 / 42.5	0.73	1/2	N/A	2.1	0.67	0.67	12000	87.1 °F	69.8 °F	55.1 °F	53.5 °F	415.7	611.7	51.0	480	6	10	45/40	0.41	45.0	153.6	11.9	56.5	480 V	3	60 Hz	4	R-410A	18.6	125.0	43.50	760	87 °F	102 °F	102.00	2 1/2	4	31 °F	75 °F	575.4	WATER	70.0	58.3	102.0	122.8	125	5.62	INGENIA	CAH-2-TB-PU-109.0x118.0-I
ERU-67-2	67TH FLOOR MEP	12000	2.50	6.85	4	16	ECM	6.0	7.50	7.1	12000	1.50	3.50	2	18	5.8	7.0	6.6	95 °F	74 °F	80.5 °F	66.0 °F	0.73	5 / 3	52.3 / 42.5	0.73	1/2	N/A	2.1	0.67	0.67	12000	87.1 °F	69.8 °F	55.1 °F	53.5 °F	415.7	611.7	51.0	480	6	10	45/40	0.41	45.0	153.6	11.9	56.5	480 V	3	60 Hz	4	R-410A	18.6	125.0	43.50	760	87 °F	102 °F	102.00	2 1/2"	4	31 °F	75 °F	575.4	WATER	70.0	58.3	102.0	122.8	125	5.62	INGENIA	CAH-2-TB-PU-109.0x118.0-I
ERU-96-1	96TH FLOOR DAMPER	12000	2.50	6.85	4	16	ECM	6.0	7.50	7.1	12000	1.50	3.50	2	18	5.8	7.0	6.6	95 °F	74 °F	80.5 °F	66.0 °F	0.73	5 / 3	52.3 / 42.5	0.73	1/2	N/A	2.1	0.67	0.67	12000	87.1 °F	69.8 °F	55.1 °F	53.5 °F	415.7	611.7	51.0	480	6	10	45/40	0.41	45.0	153.6	11.9	56.5	480 V	3	60 Hz	4	R-410A	18.6	125.0	43.50	760	87 °F	102 °F	102.00	2 1/2"	4	31 °F	75 °F	575.4	WATER	70.0	58.3	102.0	122.8	125	5.62	INGENIA	CAH-2-TB-PU-109.0x118.0-I

NOTES:

1. ERU UNITS TO BE PROVIDED WITH HOT GAS REHEAT COIL.

PACKAGED HEAT PUMP SCHEDULE WITH WATER COOLED DX COIL

DESIGNATION	FAN: CFM	EXT. SP (IN W.G.)	MOTOR (HP)	COOLING CAPACITY: EDB ºF	EWB ºF	LDB ºF	LWB ºF	TOTAL (MBH)	SENS MBH	GPM	EWT ºF	LWT ºF	PD (FT)	EER (OP)	EER (ARI)	COP (ISO)	HEAT PUMP HEATING: COP (OP)	MBH	EAT (ºF)	LAT (ºF)	PD (FT)	GPM	HEATING COIL: MBH	# OF ROWS	EWT (ºF)	LAT (ºF)	PD (FT)	GPM	WORKING PRESSURE (PSI)	ELECTRICAL DATA: VOLTS	PHASE	HZ	MFS	MCA	MEA #	MANUFACTURER	MODEL NO.	REFRIGERANT	NOTES
RAC-x-A	850	0.50	0.50	70.0 °F	58.4 °F	51.6 °F	48.5 °F	22.1	16.9	4.00	87 °F	101 °F	2.60	12.7			5.04	30.5	70 °F	0 °F	2.60	4.00	0.0	0	0 °F	0 °F	0.00	0	300.00	208 V	1	60 Hz	30	23.0	167-05-E	ClimateMaster	TT026	R-410A	
RAC-x-B	1250	0.50	0.50	70.0 °F	58.4 °F	51.1 °F	48.5 °F	32.6	25.5	5.70	87 °F	102 °F	4.70	12.7	17.8	5.8	5.12	46.1	70 °F	57 °F	4.70	5.70	0.0	0	0 °F	0 °F	0.00	0	300.00	208 V	1	60 Hz	40	27.5	167-05-E	ClimateMaster	TT038	R-410A	
RAC-x-C	1550	0.50	0.75	70.0 °F	58.4 °F	51.2 °F	47.9 °F	42.6	31.5	7.40	87 °F	102 °F	3.70	12.7			5.06	59.9	70 °F	57 °F	3.70	7.40	0.0	0	0 °F	0 °F	0.00	0	300.00	208 V	1	60 Hz	50	37.9	167-05-E	ClimateMaster	TT049	R-410A	
RAC-x-D	1825	0.50	0.75	70.0 °F	58.4 °F	48.3 °F	46.9 °F	54.6	42.8	9.70	87 °F	101 °F	3.00	12			4.71	72.9	70 °F	58 °F	3.00	9.70	0.0	0	0 °F	0 °F	0.00	0	300.00	208 V	1	60 Hz	70	45.2	167-05-E	ClimateMaster	TT064	R-410A	
RAC-x-E	1950	0.50	1.00	70.0 °F	58.4 °F	47.7 °F	46.4 °F	60.3	47.1	10.80	87 °F	102 °F	6.60	11.3	15.1	4.8	4.51	88.1	70 °F	57 °F	6.60	10.80	0.0	0	0 °F	0 °F	0.00	0	300.00	208 V	1	60 Hz	70	48.5	167-05-E	ClimateMaster	TT072	R-410A	

NOTES:

1. PROVIDE A THERMOSTAT FOR EACH HEAT PUMP SHOWN WITHIN SPACE SHOWN. HUMIDISTAT SHOULD BE PROVIDE FOR UNIT WITH HUMIDITY PROVIDED PER PLANS

AIR HANDLING UNIT SCHEDULE

UNIT NO.	LOCATION	SERVICE	FAN DATA: QTY	CFM	TOTAL ESP (IN. WG)	RPM	MHP	MOTOR DATA: STARTER TYPE	ELECTRICAL DATA: VOLTS	PHASE	HZ	COOLING COIL DATA: CAPACITY TOTAL (MBH)	SENSIBLE (MBH)	AIR: EDB (°F)	EWB (°F)	LDB (°F)	LWB (°F)	WATER: GPM	EWT (°F)	LWT (°F)	WPD FT. WC	MIN. ROWS DEEP	FINS PER INCH	MIN. NET FACE AREA (SQ. FT)	DESIGN PRESS. (PSIG)	HEATING COIL DATA: CAPACITY (MBH)	AIR: EAT (°F)	LAT (°F)	WATER: EWT (°F)	LWT (°F)	GPM	WPD FT. WC	MANUFACTURER MODEL NUMBER
AHU-6-1	SEE PLANS	RETAIL EMR	1	2800	1.44	1344	4	VFD	460	3	60	76.33	66.2	78	65	56.86	56.18	17.5	44	53.5	6.05	8	12	7.2	-	-	-	-	-	-	-	-	H3-CRB-3 - AAON
AHU-7-1	SEE PLANS	RETAIL EMR	1	2350	1.33	1283	2	VFD	460	3	60	79.59	60.35	80	67	56.99	56.19	15.5	44	55	7.76	8	10	7.2	-	-	-	-	-	-	-	-	V3-CRB-3 - AAON
AHU-90-1	SEE PLANS	DUPLEX LIVING RM	2	6500	2.21	1750	8	VFD	460	3	60	172.52	149.19	74	61.7	54.03	52.74	33	44	54.4	5.66	4	12	17.2	-	233.8	70	103.3	174.0	144.0	16	3.0	V3-ERB-3 - AAON
AHU-90-2	SEE PLANS	TRIPLEX LIVING RM	2	6500	2.21	1865	8	VFD	460	3	60	174.46	150.01	74	61.7	54.23	52.77	34	44	54.4	5.86	4	12	17.2	-	233.8	70	103.3	174.0	144	16	3.0	V3-ERB-8 - AAON
AHU-94-1&2	SEE PLANS	TRIPLEX GRAND SALON	2	6500	2.21	1762	8	VFD	460	3	60	172.83	149.44	74	61.7	53.40	52.439	28.5	44	54.4	2.17	6	12	17.2	-	230.0	70	103.8	174.0	144.5	16	3.0	V3-ERB-3 - AAON

PACKAGED AIR COOLED CHILLER SCHEDULE

UNIT NO.	LOCATION	SERVICE	No. OF MODULES	NOMINAL CAPACITY (TONS/MODULE)	CHILLED WATER: GLYCOL %	GPM	EWT (°F)	LWT (°F)	PRESSURE DROP (FT)	FOULING FACTOR	DESIGN PRESS. (PSIG)	REFRIGERANT TYPE	COMPRESSOR DATA PER MODULE: QUANTITY	COMPRESSOR POWER / TYPE	OUTSIDE AMBIENT TEMP.: DESIGN DB (°F)	MINIMUM DB (°F)	CONDENSER FAN DATA: QUANTITY	TYPE	RLA (EACH)	ELECTRICAL DATA: VOLTS	PHASE	HZ	MCA	MOP	UNIT DIMENSIONS: LENGTH	WIDTH	HEIGHT	EER	RIGGING WT. (LBS)	OPERATING WT. (LBS)	MANUFACTURER MODEL #
ACCH-8-1,2 & 3	8TH FLOOR ROOF	RETAIL	1	300	40	687.2	54	44	42.60	0.0001	-	R-134A	2	322.7 KW / HELICAL ROTARY	95	-20	16	PROP	2.7	460	3	60	531	700	36'-10"	7'-3"	8'-0"	10.7	15,187	~15,488	RTAE300 - TRANE - ULTIMATE SOUND PACKAGE

COMPUTER ROOM AIR CONDITIONER UNIT SCHEDULE WITH WATER COOLED DX

NO.	LEVEL	SERVICE	SUPPLY FAN DATA: CFM	EXT. SP (IN. W.G.)	MHP	COMPRESSOR DATA: QUANTITY	FLA	ELECTRICAL DATA: VOLTS	PHASE	HZ	WATER COOLED CONDENSER DATA: GPM	EWT (ºF)	LWT (ºF)	P.D. (FT. H20)	WORKING PRESS. (PSIG)	CAPACITY (MBH): SENSIBLE	TOTAL	EVAPORATOR COIL DATA: EAT ºF DB	EAT ºF WB	LAT ºF DB	LAT ºF WB	P.D. (FT. H2O)	UNIT DIMENSIONS: LENGTH	WIDTH	HEIGHT	OPERATING WT. (LBS)	EER	MANUFACTURER	MODEL
CRAC-C-1	CELLAR	TELECOMM.	1000	0.50	4	1	29	208 V	3	60	4	90 °F	105 °F	8.60	300.00	20.9	25.3	75 °F	63 °F	55 °F	54 °F	8.60	2' - 6"	2' - 7"	6' - 4"	465.00	13.6	STULZ	COS-024-W
CRAC-6-1	6TH FLOOR MEP	TELECOMM.	2000	0.50	4	1	40	208 V	3	60	8	90 °F	105 °F	7.60	300.00	36.2	36.2	75 °F	63 °F	55 °F	54 °F	7.60	2' - 6"	2' - 7"	6' - 4"	490.00	12.9	STULZ	COS-042-W-URR-EC
CRAC-98-1	98TH FLOOR MEP	TELECOMM.	1000	0.50	4	1	29	208 V	3	60	4	90 °F	105 °F	8.60	300.00	20.9	25.3	75 °F	63 °F	55 °F	54 °F	8.60	2' - 6"	2' - 7"	6' - 4"	465.00	13.6	STULZ	COS-024-W

NOTES:

1. PROVIDE R-410A REFRIGERANT.
2. PROVIDE FACTORY INSTALLED 2-WAY VALVE.
3. PROVIDE E2 MICROPROCESSOR.
4. PROVIDE HOT GAS REHEAT.
5. PROVIDE FACTORY INSTALLED NON-FUSED DISCONNECT.
6. PROVIDE CONDENSATE PUMP (FIELD INSTALLED).
7. PROVIDE DCOMPRESSOR SOUND JACKET.
8. PROVIDE 12" UNIT STAND.
9. PROVIDE 3 YEAR WARRANTY.
10. PROVIDE FACTORY START-UP SUPERVISION.

POOL AIR CONDITIONING SCHEDULE

UNIT NO.	LOCATION	SERVICE	AMBIENT TEMP (°F)	SUPPLY FAN DATA: QTY	CFM SA1	CFM OAI	EXT. SP (IN. WG)	BHP	HP	DRIVE	FAN TYPE	DX DATA: REFRIGERANT	COOLING COIL DATA: CAPACITY TOTAL (MBH)	SENSIBLE (MBH)	AIR DATA: CFM	OA CFM	No. OF ROWS	EAT(°F)	RH (%)	FACE VEL. (FPM)	COMPRESSOR DATA: TYPE	QTY	ELECTRICAL DATA: VOLTS	PHASE	HZ	LRA (EA)	RLA (EA)	CONDENSER: GPM	EWT(°F)	LWT(°F)	PD (PSIG)	CAPACITY BTU/H (EA)	COP FULL LOAD	UNIT ELECTRICAL DATA: VOLTS	PHASE	HZ	MCA	FLA	MOP	UNIT DIMENSIONS: LENGTH	WIDTH	HEIGHT	OPERATING WT. (LBS)	MANUFACTURER MODEL #
AC-9-1	9TH FLOOR	POOL AREA	-	-	10,000	1,750	2.0	-	15	DIRECT	PLENUM	R-410A	258.1	130.3	10,000	1750	8	-	60	-	SCROLL	2	480	3	60	17.9	125	80	90	105	6	-	4.56	480	3	60	62	56.5	80	18'-0"	7'-6"	7'-0"	7,800	NP-020-PC-I-V3NT2113NOI5AD3 - SERSCO

NOTES:
1. INDOOR UNIT
2. POOL WATER HEATER
3. HORIZONTAL 2" DOUBLE WALLED CABINET
4. 40% PG HOT WATER COIL FOR SPACE HEATING RATED AT 154 MBH AT 15 GPM & PRESSURE DROP OF 11.2 FEET OF WATER.
5. COMMAND CENTER C/W BUILD COMMUNICATION AND REMOTE PANEL
6. WARRANTY: 2 YEARS ON DRIVELINE, 5 YEARS ON COMPRESSOR, 2 YEARS ON COILS

FILE NAME: C:\Revit Local Files\Y130747-000-AKF-865_MEP15-CENTRAL_jlangner.rvt
PLOT DATE: 9/19/2015 5:50:21 AM

KEY PLAN:

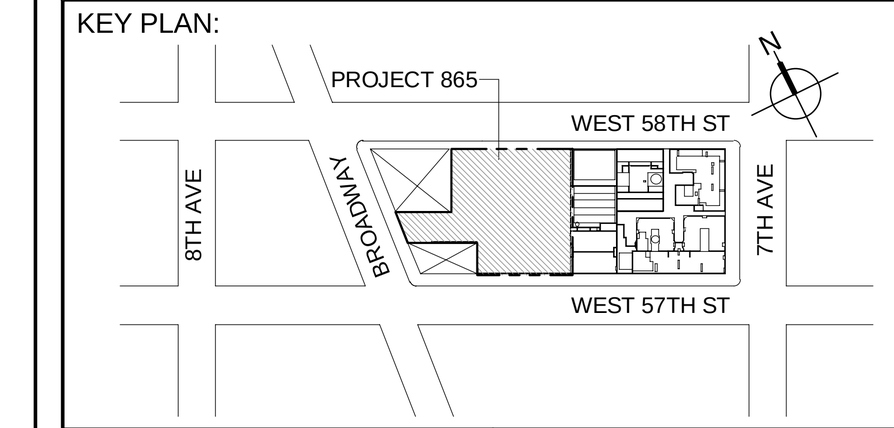

PROJECT NORTH

TRUE NORTH

DEVELOPER:
EXTELL DEVELOPMENT COMPANY
805 THIRD AVENUE, 7TH FLOOR
New York, NY 10022 USA
TEL: 212 712 6000 FAX: 212 712 6100

DESIGN ARCHITECT: Base Building Shell & Core
ADRIAN SMITH + GORDON GILL ARCHITECTURE
111 WEST MONROE STREET SUITE 2300
CHICAGO IL 60603
TEL: 312 920 1888 FAX: 312 920 1775

INTERIOR DESIGNER: Residential
Rottet Architecture and Design Studio, PLLC
298 Fifth Ave, 7th Floor
New York, NY 10001
TEL: 646 998 7000 FAX:

ARCHITECT OF RECORD: Base Building Shell, Core, & Residential
AAI ARCHITECTS, P.C.
401 Wellington St. W., 3rd Floor
Toronto, ON M5V 1E7 Canada
TEL: 416 967 1500 FAX: 416 967 7150

STRUCTURAL ENGINEERS:
WSP CANTOR SEINUK
228 EAST 45th Street
New York, NY 10017 USA
TEL: 212 687 9888 FAX: 646 487 5501

MEP ENGINEERS:
AKF GROUP
One Liberty Plaza, 165 Broadway, 22nd Floor
New York, NY 10006 USA
TEL: 212 354 5656 FAX: 212 354 5668

GEOTECHNICAL ENGINEERS:
Langan Engineering & Environmental Services
21 Penn Plaza - 360 West 31st Street, 8th Floor
New York, NY 10001-2727
TEL: 212 479 5400 FAX: 212 479 5444

CODE CONSULTANTS:
Construction Consulting Associates
100 Church Street
New York, NY 10007
TEL: 212 385 1818 FAX: 212 385 1911

CURTAINWALL CONSULTANT:
AJLP Consulting
40 Worth Street. Suite 826
New York, NY 10013
TEL: 212 757 5659 FAX: 646 219 8508

LANDMARK/PRESERVATION CONSULTANT:
Jan Hird Pokorny Associates, Inc.
39 West 37th Street, 12A
New York, NY 10018
TEL: 212 759 6462 FAX: 212 759 6540

No.	DESCRIPTION	DATE
1	ISSUED FOR SCHEMATIC DESIGN	04 APR 2014
2	ISSUED FOR DESIGN DEVLEOPMENT	01 JUL 2014
3	ISSUED FOR DESIGN DEVLEOPMENT	31 JUL 2014
4	CD PROGRESS ISSUE 1	15 OCT 2014
5	ISSUED FOR BID - MECHANICAL	15 OCT 2014
6	DOB SUBMISSION	19 DEC 2014
7	CD PROGRESS ISSUE 3	09 MAR 2015
8	CD PROGRESS ISSUE 4	01 JUN 2015
9	CD PROGRESS ISSUE 5	10 AUG 2015
10	DOB AMENDMENT 2	18 SEP 2015

0 4' - 0" 8' - 0" 16' - 0"

Discrepancies must be reported immediately to the Architect before proceeding. Only figured dimensions are to be used. Contractors must check all dimensions on site. This drawing is protected by copyright.

ALL DIMENSIONS ARE SHOWN IN IMPERIAL.

CONSULTANT: AKF
ONE LIBERTY PLAZA, 165 BROADWAY, 22nd FLOOR
NEW YORK, NY 10006
T: 212.354.5656 F: 212.354.5668
Arlington / Boston / Mexico City / Minneapolis / New York
Philadelphia / Princeton / Puebla / Rochester / Stamford

PROJECT:
217 WEST 57TH STREET
NEW YORK, NY

DRAWING TITLE:
MECHANICAL SCHEDULES

SEAL & SIGNATURE: STATE OF NEW YORK - CHRISTOPHER O. McHUGH - LICENSED PROFESSIONAL ENGINEER - No. 073130

DATE:	04/04/14
PROJECT No:	Y130747-000
DRAWN: RC/AZ	REV: 10
CHK: PHS	
SCALE: As indicated	
DWG No:	**M-502.01**
DOB PAGE No: 108 of 116	

DOB EMPLOYEE STAMP:

DOB B-SCAN:

36" x 48" Arch E -SHEET SIZE

DEPT OF BLDGS 121328205 Job Number

ES878052022 Scan Code

VARIABLE VOLUME TERMINAL UNIT SCHEDULE

BOX DESIGNATION	UNIT No.	INLET SIZE (DIA.IN.)	CFM	AIRFLOW RANGE (CFM) MIN.	AIRFLOW RANGE (CFM) MAX.	MINIMUM STATIC PRESSURE Δ PS (IN. W.G.)	DISCHARGE SOUND LEVEL AT MAX. CFM & Δ PS=3" (NC)	RADIATED SOUND LEVEL AT MAX. CFM & Δ PS=3" (NC)	OUTLET (IN.) WIDTH	OUTLET (IN.) HEIGHT	TYPE OF CONTROLS	MANUFACTURER	MODEL NO.
VAV	SC2-1	16	3000	900	3000	0	0	0	24	18	DDC	ANEMOSTAT	EZTS
VAV	SC2-2	16	3000	900	3000	0	0	0	24	18	DDC	ANEMOSTAT	EZTS
VAV	SC2-3	16	3000	900	3000	0	0	0	24	18	DDC	ANEMOSTAT	EZTS
VAV	SC1-1	16	3000	900	3000	0	0	0	24	18	DDC	ANEMOSTAT	EZTS
VAV	SC1-2	16	3000	900	3000	0	0	0	24	18	DDC	ANEMOSTAT	EZTS
VAV	C-1	16	3000	900	3000	0	0	0	24	18	DDC	ANEMOSTAT	EZTS
VAV	C-2	16	3000	900	3000	0	0	0	24	18	DDC	ANEMOSTAT	EZTS
VAV	C-3	16	3000	900	3000	0	0	0	24	18	DDC	ANEMOSTAT	EZTS
VAV	2-1	16	3300	990	3300	0	0	0	24	18	DDC	ANEMOSTAT	EZTS
VAV	2-2	16	3300	990	3300	0	0	0	24	18	DDC	ANEMOSTAT	EZTS
VAV	2-3	16	3300	990	3300	0	0	0	24	18	DDC	ANEMOSTAT	EZTS
VAV	2-4	16	3300	990	3300	0	0	0	24	18	DDC	ANEMOSTAT	EZTS
VAV	4-1	16	3300	990	3300	0	0	0	24	18	DDC	ANEMOSTAT	EZTS
VAV	4-2	16	3300	990	3300	0	0	0	24	18	DDC	ANEMOSTAT	EZTS
VAV	4-3	16	3300	990	3300	0	0	0	24	18	DDC	ANEMOSTAT	EZTS
VAV	4-4	16	3300	990	3300	0	0	0	24	18	DDC	ANEMOSTAT	EZTS
VAV	5-1	16	3300	990	3300	0	0	0	24	18	DDC	ANEMOSTAT	EZTS
VAV	5-2	16	3300	990	3300	0	0	0	24	18	DDC	ANEMOSTAT	EZTS
VAV	5-3	16	3300	990	3300	0	0	0	24	18	DDC	ANEMOSTAT	EZTS
VAV	5-4	16	3300	990	3300	0	0	0	24	18	DDC	ANEMOSTAT	EZTS
VAV	8-1	6	400	120	400	0	0	0	10	10	DDC	ANEMOSTAT	EZTS
VAV	8-2	8	800	240	800	0	0	0	12	10	DDC	ANEMOSTAT	EZTS
VAV	8-8	12	1580	474	1580	0	0	0	16	15	DDC	ANEMOSTAT	EZTS
VAV	8-9	12	2100	630	2100	0	0	0	16	15	DDC	ANEMOSTAT	EZTS
VAV	8-10	14	2100	630	2100	0	0	0	20	18	DDC	ANEMOSTAT	EZTS
VAV	8-11	6	400	120	400	0	0	0	10	10	DDC	ANEMOSTAT	EZTS
VAV	8-12	14	2000	600	2000	0	0	0	20	18	DDC	ANEMOSTAT	EZTS
VAV	9-1	6	300	90	300	0	0	0	10	10	DDC	ANEMOSTAT	EZTS
VAV	10-3	6	375	113	375	0	0	0	10	10	DDC	ANEMOSTAT	EZTS
VAV	10-5	7	450	135	450	0	0	0	12	10	DDC	ANEMOSTAT	EZTS
VAV	10-6	7	600	180	600	0	0	0	12	10	DDC	ANEMOSTAT	EZTS
VAV	10-7	14	2300	690	2300	0	0	0	20	18	DDC	ANEMOSTAT	EZTS
VAV	10-8	12	1800	540	1800	0	0	0	16	15	DDC	ANEMOSTAT	EZTS
VAV	10-9	12	1800	540	1800	0	0	0	16	15	DDC	ANEMOSTAT	EZTS
VAV	10-10	14	2100	630	2100	0	0	0	20	18	DDC	ANEMOSTAT	EZTS
VAV	10-11	12	1800	540	1800	0	0	0	16	15	DDC	ANEMOSTAT	EZTS
VAV	10-12	12	1800	540	1800	0	0	0	16	15	DDC	ANEMOSTAT	EZTS
VAV	68-1	14	2400	720	2400	0	0	0	20	18	DDC	ANEMOSTAT	EZTS
VAV	68-2	12	1400	420	1400	0	0	0	16	15	DDC	ANEMOSTAT	EZTS
VAV	68-3	14	2400	720	2400	0	0	0	20	18	DDC	ANEMOSTAT	EZTS
VAV	68-4	8	600	180	600	0	0	0	12	10	DDC	ANEMOSTAT	EZTS
VAV	68-5	14	2210	663	2210	0	0	0	20	18	DDC	ANEMOSTAT	EZTS
VAV	68-6	8	600	180	600	0	0	0	12	10	DDC	ANEMOSTAT	EZTS
VAV	68-7	6	300	90	300	0	0	0	10	10	DDC	ANEMOSTAT	EZTS
VAV	68-8	6	350	105	350	0	0	0	10	10	DDC	ANEMOSTAT	EZTS
VAV	69-1	9	900	270	900	0	0	0	14	13	DDC	ANEMOSTAT	EZTS
VAV	71-1	9	900	270	900	0	0	0	14	13	DDC	ANEMOSTAT	EZTS
VAV	*-1	9	900	270	900	0	0	0	14	13	DDC	ANEMOSTAT	EZTS
VAV	89-1	9	900	270	900	0	0	0	14	13	DDC	ANEMOSTAT	EZTS
VAV	93-1	9	900	270	900	0	0	0	14	13	DDC	ANEMOSTAT	EZTS

NOTES:

1. PROVIDE ALL ITEMS AS CALLED FOR IN SPECIFICATIONS.
2. PROVIDE SINGLE POINT POWER CONNECTION.
3. PROVIDE PREWIRED 120/24 VOLT CONTROL TRANSFORMER.
4. RIGHT OR LEFT SIDE CONTROLS SHOULD BE COORDINATED BY CONTRACTOR.
5. PROVIDE CONTROLS ENCLOSURE FOR EACH BOX.
6. PROVIDE A THERMOSTAT FOR VAV LOCATED WITH THE SPACE BOXES SERVE.

APARTMENT ELECTRIC TO STEAM HUMIDIFIER SCHEDULE

UNIT NO.	LOCATION	SERVICE	KW	LBS/HR	ELECTRICAL DATA VOLTS	PHASE	HZ	AMPS	MANUFACTURER MODEL NUMBER
H-*-A	SEE PLANS	SEE PLANS	2	6	208	1	60	9.6	DRISTEEM CRUV-2
H-*-B	SEE PLANS	SEE PLANS	4	12	208	1	60	19.2	DRISTEEM CRUV 4
H-*-C	SEE PLANS	SEE PLANS	6	18	208	1	60	28.8	DRISTEEM CRUV 6
H-*-D	SEE PLANS	SEE PLANS	8	24	208	1	60	38.5	DRISTEEM CRUV 8

NOTES:

1. EACH HUMIDIFIER SHALL BE PROVIDED WITH A ULTRASORB DISTRIBUTION PIPE.
2. PROVIDE CONNECTIONS TO ALLOW RETURN OF CONDENSATE FROM DISPERSION TUBES.
3. PROVIDE MASTER - SLAVE CONTROLLER, SEPARATE ARE NOT ACCEPTABLE.
4. PROVIDE INSULATED TANK.
5. PROVIDE DRAIN COOLER AS ALTERNATE FOR EACH UNIT.
6. PROVIDE LEVEL CONTROL WITH 18-2 STAINLESS STEEL PROBES.
7. PROVIDE VAPOR LOGIC CONTROLLER WITH BACNET CONNECTION
8. PROVIDE MODULATING SSR CONTROL OF RESISTIVE HEATER - STAGING IS NOT ACCEPTABLE.
9. PROVIDE 600V-200 AMP SAFETY SWITCH.
10. CONTROL VIA 2-10 VDC OR 4-20 MA SIGNAL BY OTHERS.
11. PROVIDE USB PORT FOR PROGRAMMING AND TROUBLESHOOTING.
12. PROVIDE STAND FOR EACH HUMIDIFIER.

DIFFUSER SCHEDULE (ANEMOSTAT AS STANDARD)

DWG. TAG	TYPE	MODEL NO.	DESCRIPTION	NECK SIZE	MAX. CFM	MATERIAL	FINISH	ACCESSORIES	REMARKS
CD-A	CEILING DIFFUSER	PARAGON PLAQUE	24"x24"x1/8" DROP FACE 1/8" PLAQUE; ROUND NECK	AS SHOWN ON DWGS	AS SHOWN ON PLANS	STEEL	TO BE SELECTED BY ARCHITECT	CORD OPERATED DAMPER	PROVIDE CORRECT FRAME TO BE COMPATIBLE W/CEILING OR WALL CONSTRUCTION
CD-B	CEILING DIFFUSER	PARAGON PLAQUE	12"x12"x1/8" DROP FACE 1/8" PLAQUE; ROUND NECK	AS SHOWN ON DWGS	AS SHOWN ON PLANS	STEEL	TO BE SELECTED BY ARCHITECT	CORD OPERATED DAMPER	PROVIDE CORRECT FRAME TO BE COMPATIBLE W/CEILING OR WALL CONSTRUCTION
CD-C	CEILING DIFFUSER	E	24"x24"; ROUND NECK 12"x12"; ROUND NECK WHERE SHOWN	AS SHOWN ON DWGS	AS SHOWN ON PLANS	STEEL	TO BE SELECTED BY ARCHITECT	VOLUME DAMPER	PROVIDE CORRECT FRAME TO BE COMPATIBLE W/CEILING OR WALL CONSTRUCTION
CD-D	CEILING DIFFUSER	QCP	18"x18" PERFORATED; SQUARE NECK	AS SHOWN ON DWGS	AS SHOWN ON PLANS	ALUMINUM	TO BE SELECTED BY ARCHITECT	VOLUME DAMPER	PROVIDE CORRECT FRAME TO BE COMPATIBLE W/CEILING OR WALL CONSTRUCTION
CD-E	CEILING DIFFUSER	QCP-S	12"x12" PERFORATED; SQUARE NECK	8"x8" SQUARE	AS SHOWN ON PLANS	STEEL	TO BE SELECTED BY ARCHITECT	VOLUME DAMPER	PROVIDE CORRECT FRAME TO BE COMPATIBLE W/CEILING OR WALL CONSTRUCTION
CD-F	CEILING DIFFUSER	QCP-S	18"x18" PERFORATED WITH FACTORY INSTALLED NECK ADAPTOR	AS SHOWN ON DWGS	AS SHOWN ON PLANS	STEEL	TO BE SELECTED BY ARCHITECT	VOLUME DAMPER	PROVIDE CORRECT FRAME TO BE COMPATIBLE W/CEILING OR WALL CONSTRUCTION
CG-A	RETURN GRILLE	S3HD	HORIZ. BLADES AT 3/4" CENTERS & 45° ANGLE 24x24	AS SHOWN ON DWGS	1000	STEEL	TO BE SELECTED BY ARCHITECT	-	PROVIDE CORRECT FRAME TO BE COMPATIBLE W/CEILING OR WALL CONSTRUCTION
CG-C	RETURN GRILLE	3PS	12"x12" PERFORATED	-	AS SHOWN ON PLANS	STEEL	TO BE SELECTED **BY ARCHITECT**	-	PROVIDE CORRECT FRAME TO BE COMPATIBLE W/CEILING OR WALL CONSTRUCTION
CG-D	RETURN GRILLE	3QCPS	18"x18" PERFORATED	-	AS SHOWN ON PLANS	STEEL	TO BE SELECTED BY ARCHITECT	-	PROVIDE CORRECT FRAME TO BE COMPATIBLE W/CEILING OR WALL CONSTRUCTION
TR-A/ BR-A	SUPPLY REGISTER	S2HO	DOUBLE DEFLECTION W/ 3/4" HORIZONTAL FRONT BLADES & VERTICAL REAR BLADES	AS SHOWN ON DWGS	AS SHOWN ON PLANS	STEEL	TO BE SELECTED BY ARCHITECT	-	PROVIDE CORRECT FRAME TO BE COMPATIBLE W/CEILING OR WALL CONSTRUCTION
TR-B	LINEAR SUPPLY GRILLE	AL-25	1/4" WIDE BARS ON 1/2" CENTERS; 15° DOUBLE DEFLECTION HORIZONTAL FRONT BLADES & VERTICAL ADJ. REAR BLADES	AS SHOWN ON DWGS	AS SHOWN ON PLANS	EXTRUDED ALUMINUM	TO BE SELECTED BY ARCHITECT	AS SHOWN ON PLANS	PROVIDE CORRECT FRAME TO BE COMPATIBLE W/CEILING OR WALL CONSTRUCTION
TG-A/ BG-A	RETURN/EXHAUST REGISTER	S3HOD	HORIZ. BLADES AT 3/4" CENTERS & 45° ANGLE	AS SHOWN ON DWGS	AS SHOWN ON PLANS	STEEL	TO BE SELECTED BY ARCHITECT	OPPOSED BLADE DAMPER	PROVIDE CORRECT FRAME TO BE COMPATIBLE W/CEILING OR WALL CONSTRUCTION
TG-B/ BG-B	RETURN/EXHAUST REGISTER	S3HS	HORIZ. BLADES AT 3/4" CENTERS & 0° ANGLE	AS SHOWN ON DWGS	AS SHOWN ON PLANS	STEEL	TO BE SELECTED BY ARCHITECT	VOLUME DAMPER	PROVIDE CORRECT FRAME TO BE COMPATIBLE W/CEILING OR WALL CONSTRUCTION
TG-C	LINEAR RETURN GRILLE	AL-15	1/4" WIDE BARS ON 1/2" CENTERS 15° SINGLE DEFLECTION HORIZONTAL BLADES	AS SHOWN ON DWGS	AS SHOWN ON PLANS	EXTRUDED ALUMINUM	TO BE SELECTED BY ARCHITECT	AS SHOWN ON PLANS	PROVIDE CORRECT FRAME TO BE COMPATIBLE W/CEILING OR WALL CONSTRUCTION
LD-A	LINEAR DIFFUSER	FREE FLO	SLOTS NOTED ON DRAWING	AS SHOWN ON DWGS	AS SHOWN ON PLANS	EXTRUDED ALUMINUM	TO BE SELECTED BY ARCHITECT	CORD OPERATED DAMPER IN EACH SUPPLY TAP	PROVIDE CORRECT FRAME TO BE COMPATIBLE W/CEILING OR WALL CONSTRUCTION
LR-A	LINEAR RETURN	FREE FLO	SLOTS NOTED ON DRAWING	AS SHOWN ON DWGS	AS SHOWN ON PLANS	EXTRUDED ALUMINUM	TO BE SELECTED BY ARCHITECT	-	PROVIDE CORRECT FRAME TO BE COMPATIBLE W/CEILING OR WALL CONSTRUCTION
LD-B	LINEAR DIFFUSER	PRO JET	SLOTS NOTED ON DRAWING	AS SHOWN ON DWGS	AS SHOWN ON PLANS	EXTRUDED ALUMINUM	TO BE SELECTED BY ARCHITECT	CORD OPERATED DAMPER IN EACH SUPPLY TAP	PROVIDE CORRECT FRAME TO BE COMPATIBLE W/CEILING OR WALL CONSTRUCTION
LR-B	LINEAR RETURN	PRO JET	SLOTS NOTED ON DRAWING	AS SHOWN ON DWGS	AS SHOWN ON PLANS	EXTRUDED ALUMINUM	TO BE SELECTED BY ARCHITECT	-	PROVIDE CORRECT FRAME TO BE COMPATIBLE W/CEILING OR WALL CONSTRUCTION

NOTES:
1. FINISHES AND LENGTHS SHALL BE SPECIFIED BY ARCHITECT.
2. SEE SPECIFICATIONS FOR ADDITIONAL INFORMATION.
3. 12x12 DIFFUSER SHALL BE SUPPORTED TO FIT IN THE CENTER OF CEILING TILE.
4. INSTALL 4-WAY DIFFUSER ONLY WITH BLANK OFF BAFFLES FOR DIFFUSERS DESIGNATED AS 2-WAY OR 3-WAY BLOW.
5. SEE LINEAR DIFFUSER DETAIL SHOWING PLENUM SIZES WITH TAPS AND CABLE OPERATED DAMPER.
6. PROVIDE MOUNTING FOR LINEAR DIFFUSER TO ACCOMMODATE HUNG CEILING CONSTRUCTION. PROVIDE ALL REQUIRED BLOCKING FOR DIFFUSER ALIGNMENT.
7. WIDTH OF LINEAR DIFFUSER S DETERMINED BY THE NUMBER OF SLOTS. REFER TO DRAWING FOR NUMBER OF SLOTS. SEE ARCHITECTURAL DRAWING FOR EXACT LENGTH AND MOUNTING LOCATION.
8. ALL DIFFUSERS, GRILLES IN SHOWER, LOCKER ROOMS, BATHROOM, PARKING GARAGE, KITCHENS & POOL AREAS TO BE ALUMINUM MATERIAL (E.G. S3HOD TO BE X3HOD, PLAQUE TO BE ALUMINUM CONSTRUCTION).
9. PROVIDE LIGHT SHIELD FOR ALL TG-C INSTALLED IN WALLS OF RESIDENTIAL APARTMENTS.
10. ALL CD'S THAT ARE USED FOR EXHAUST AND RETURN SHALL BE THE LARGEST NECK PER DIFFUSER IF NOT LISTED.
11. ALL LINEAR SUPPLY AND RETURN DIFFUSERS TO BE CONCEALED MOUNTING.

FAN COIL UNIT SCHEDULE (IEC AS STANDARD)

UNIT No.	LOCATION SERVICE	FAN DATA NOMINAL CFM	FAN DATA TOTAL SP (IN. W.G.)	MOTOR DATA DRIVE TYPE	HP	ELECTRICAL DATA VOLTS	PHASE	HZ	COOLING COIL DATA AIR EDB (°F)	EWB (°F)	LDB (°F)	LWB (°F)	GPM	WATER PD (FT. H 0₂)	EWT (°F)	LWT (°F)	No. OF ROWS	DESIGN PRESS. (PSIG)	CAPACITY (MBH) TOTAL	SENSIBLE	HEATING COIL DATA AIR EDB (°F)	LDB (°F)	WATER GPM	PD (FT. H 0₂)	EWT (°F)	LWT (°F)	CAPACITY (MBH)	MANUF. MODEL #
FCU-89-1	STAIR	550	0.5	ECM	1/2	208	1	60	74	61.7	51.8	50.9	3.3	5.2	44	54	4	150	16.8	13.5	70	113.8	1.4	6.4	174	144	27.0	MPY08
FCU-89-2	BEDROOM 6 & MEDIA ROOM	1020	0.75	ECM	1/2	208	1	60	74	61.7	53.2	52.2	5.4	1.1	44	54	4	150	27.4	23.3	70	112.1	3.2	3.6	174	144	47.6	MGY14
FCU-89-3	GRAND GALLERY	1450	0.75	ECM	1	208	1	60	74	61.7	53.1	52	7.9	1.5	44	54	4	150	39.8	33.4	70	108.8	4.2	5.8	174	144	62.6	MGY20
FCU-89-4	DINING ROOM	1450	0.75	ECM	1	208	1	60	74	61.7	53.1	52	7.9	1.5	44	54	4	150	39.8	33.4	70	108.8	4.2	5.8	174	144	62.6	MGY20
FCU-89-5	KITCHEN	1180	0.75	ECM	1	208	1	60	74	61.7	53.2	52.2	6.3	1.6	44	54	4	150	31.8	27.0	70	110.1	3.6	11.2	174	144	52.7	MGY16
FCU-89-6	GUEST RM & STAFF RM	550	0.5	ECM	1/2	208	1	60	74	61.7	51.8	50.9	3.3	5.2	44	54	4	150	16.8	13.5	70	113.8	1.4	6.4	174	144	27.0	MPY08
FCU-90-1	STAIR	1450	0.75	ECM	1	208	1	60	74	61.7	50.4	50.4	8.8	3.4	44	54	5	150	44.6	33.4	70	109.1	4.2	5.6	174	144	61.5	MGY20
FCU-90-2	BEDROOM 2 & MASTER BATH	640	0.5	ECM	1/2	208	1	60	74	61.7	51.6	50.7	3.9	4	44	54	4	150	19.8	15.8	70	116.9	2.3	11.2	174	144	33.5	MPY10
FCU-90-3	MASTER SUITE	1020	0.75	ECM	1/2	208	1	60	74	61.7	53.2	52.2	5.4	1.1	44	54	4	150	27.4	23.3	70	112.1	3.2	3.6	174	144	47.6	MGY14
FCU-90-4	BEDROOM 5	1450	0.75	ECM	1	208	1	60	74	61.7	53.1	52	7.9	1.5	44	54	4	150	44.6	33.4	70	108.8	4.2	5.8	174	144	62.6	MGY20
FCU-90-5	BEDROOMS 3 & 4	640	0.5	ECM	1/2	208	1	60	74	61.7	51.6	50.7	3.9	4	44	54	4	150	19.8	15.8	70	116.9	2.3	11.2	174	144	33.5	MPY10
FCU-91-1	MEDIA RM & LIBRARY	1020	0.75	ECM	1/2	208	1	60	74	61.7	53.2	52.2	5.4	1.1	44	54	4	150	27.4	23.3	70	112.1	3.2	3.6	174	144	47.6	MGY14
FCU-91-2	GRAND GALLERY	1020	0.75	ECM	1/2	208	1	60	74	61.7	53.2	52.2	5.4	1.1	44	54	4	150	27.4	23.3	70	112.1	3.2	3.6	174	144	47.6	MGY14
FCU-91-3	DINING ROOM	1450	0.5	ECM	1	208	1	60	74	61.7	53.1	52	7.9	1.5	44	54	4	150	39.8	33.4	70	108.8	4.2	5.8	174	144	62.6	MGY20
FCU-91-4	FAMILY RM & KITCHEN	1180	0.75	ECM	1	208	1	60	74	61.7	53.2	52.2	6.3	1.6	44	54	4	150	31.8	27.0	70	110.1	3.6	11.2	174	144	52.7	MGY16
FCU-91-5	GUEST RM & STAFF RM	1180	0.75	ECM	1	208	1	60	74	61.7	53.2	52.2	6.3	1.6	44	54	4	150	31.8	27.0	70	110.1	3.6	11.2	174	144	52.7	MGY16
FCU-92-1	STAIR & LANDING	640	0.5	ECM	1/2	208	1	60	74	61.7	51.6	50.7	3.9	4	44	54	4	150	19.8	15.8	70	116.9	2.3	11.2	174	144	33.5	MPY10
FCU-92-2	NORTH SITTING RM & MASTER BATH	1020	0.75	ECM	1/2	208	1	60	74	61.7	53.2	52.2	5.4	1.1	44	54	4	150	27.4	23.3	70	112.1	3.2	3.6	174	144	47.6	MGY14
FCU-92-3	MASTER SUITE	1020	0.75	ECM	1/2	208	1	60	74	61.7	53.2	52.2	5.4	1.1	44	54	4	150	27.4	23.3	70	112.1	3.2	3.6	174	144	47.6	MGY14
FCU-92-4	SOUTH SITTING RM/GYM	640	0.5	ECM	1/2	208	1	60	74	61.7	51.6	50.7	3.9	4	44	54	4	150	19.8	15.8	70	116.9	2.3	**11.2**	174	144	33.5	MPY10
FCU-92-5	BEDROOMS 4 & 5	1450	0.75	ECM	1	208	1	60	74	61.7	53.1	52	7.9	1.5	44	54	4	150	39.8	33.4	70	108.8	4.2	5.8	174	144	62.6	MGY20
FCU-92-6	BEDROOMS 2 & 3	1180	0.75	ECM	1	208	1	60	74	61.7	53.2	52.2	6.3	1.6	44	54	4	150	31.8	27.0	70	110.1	3.6	11.2	174	144	52.7	MGY16
FCU-93-1	STAIR	1450	0.75	ECM	1	208	1	60	74	61.7	53.1	50.4	8.8	3.4	44	54	5	150	44.6	33.4	70	109.1	4.2	5.6	174	144	61.5	MGY20
FCU-93-2	KITCHEN	1020	0.75	ECM	1/2	208	1	60	74	61.7	53.2	52.2	5.4	1.1	44	54	4	150	27.4	23.3	70	112.1	3.2	3.6	174	144	47.6	MGY14
FCU-93-3	GYM & STORAGE	1450	0.75	ECM	1	208	1	60	74	61.7	50.4	50.4	8.8	3.4	44	54	5	150	39.8	33.4	70	109.1	4.2	5.8	174	144	61.5	MGY20
FCU-93-4	SOUTH HALLWAY	177	0.25	ECM	1/2	208	1	60	74	61.7	53	51.7	1	0.2	44	54	4	150	5.0	4.08	70	105.4	0.5	0.2	174	144	7.0	CPY03
FCU-93-5	NORTH HALLWAY	975	0.25	ECM	1/2	208	1	60	74	61.7	53.3	53.3	4.7	7.1	44	54	4	150	23.4	20.4	70	101.1	2.3	7.1	174	144	33.7	HPY12

NOTES:
1. CONTRACTOR TO COORDINATE COIL CONNECTIONS AND LOCATIONS, FAN ROTATION AND SUPPLY AND RETURN AIR CONFIGURATION WITH MANUFACTURER OF EQUIPMENT.

PROVIDE THE FOLLOWING OPTIONS:
1. UNIT AND ALL VALVING (2-WAY, 150 PSI) AND PIPING WITHIN VALVE PACKAGE.
2. 4 PIPE HEAT AND COOL.
3. UNIT TO BE PROVIDED WITH SIDE SUPPORT CLIPS LOCATED NEAR THE BOTTOM.
4. PIPING CONNECTIONS, CONTROL AND POWER CONNECTIONS TO ALL BE LOCATED ON ONE SIDE.
5. LEAK DETECTOR TO COME WIRED FROM FACTORY TO SHUT DOWN FCU UNIT AND IS LOCATED IN PIPING DRIP PAN.
6. DISCONNECT SWITCH TO BE INSTALLED AT THE FACTORY.

NOTES (CONT.)
CONTRACTOR TO PROVIDE THE FOLLOWING:
7. VIBRATION ISOLATORS AND HANGERS.
8. PROVIDE PRESSURE GAUGES AND STARTERS.
9. PROVIDE STANDARD 24-VOLT 7-DAY PROGRAMMABLE THERMOSTAT BY IEC. INCLUDE ALL LOW VOLTAGE WIRIBG.

FAN POWERED TERMINAL UNIT SCHEDULE

NAME	No.	LOCATION	FAN SIZE	INLET SIZE	INDUCTION OPENING HEIGHT	WIDTH	DISCHARGE WIDTH	HEIGHT	PERFORMANCE DATA PRIMARY CFM	MINIMUM AIR FLOW	FAN DATA FAN AIR FLOW	SP (IN. W.G.)	MOTOR DATA MOTOR HP	FLA	ELECTRICAL DATA VOLTS	PHASE	HZ	HOT WATER HEATING COIL BTU/H	# OF ROWS	GPM	EWT (°F)	LWT (°F)	EAT (°F)	LAT (°F)	% GLYCOL	P.D. (FT. H2O)	SOUND LEVELS RAD NC	DIS NC	MANUFACTURER	MODEL No.
FPB	8-3	8TH FLOOR	10	9 7/8"	17	16	1' - 8"	1' - 5 1/2"	900	270	900	0.50	0.50	4	277	1	60	30900	1	2.1	180	150	55	94	0	0.33	34	22	Anemostat	QSTW
FPB	8-4	8TH FLOOR	10	9 7/8"	17	16	1' - 8"	1' - 5 1/2"	1000	300	1000	0.50	0.50	4	277	1	60	30900	1	2.1	180	150	55	94	0	0.33	34	22	Anemostat	QSTW
FPB	8-5A	8TH FLOOR	12	11 7/8"	21	18	2' - 0"	1' - 5 1/2"	1300	390	1300	0.50	0.75	4	277	1	60	41500	1	2.8	180	150	55	92	0	0.60	32	22	Anemostat	QSTW
FPB	8-5B	8TH FLOOR	10	9 7/8"	17	16	1' - 8"	1' - 5 1/2"	1300	390	1300	0.50	0.75	4	277	1	60	41500	1	2.8	180	150	55	92	0	0.60	32	22	Anemostat	QSTW
FPB	8-6	9TH FLOOR MEP	12	11 7/8"	21	18	2' - 0"	1' - 5 1/2"	1580	474	1580	0.50	0.75	4	277	1	60	44500	1	3.0	180	150	55	91	0	0.68	34	25	Anemostat	QSTW
FPB	8-7	8TH FLOOR	12	11 7/8"	21	18	2' - 0"	1' - 5 1/2"	1580	474	1580	0.50	0.75	4	277	1	60	44500	1	3.0	180	150	55	91	0	0.68	34	25	Anemostat	QSTW
FPB	8-9A	8TH FLOOR	10	9 7/8"	17	16	1' - 8"	1' - 5 1/2"	1000	300	1000	0.50	0.50	4	277	1	60	30900	1	2.1	180	150	55	94	0	0.33	34	22	Anemostat	QSTW
FPB	10-1	10TH FLOOR	8	7 7/8"	12	16	1' - 8"	1' - 5 1/2"	675	203	675	0.50	0.25	3	277	1	60	24600	1	1.7	180	150	55	99	0	0.22	31	20	Anemostat	QSTW
FPB	10-2	10TH FLOOR	8	7 7/8"	12	16	1' - 8"	1' - 5 1/2"	675	203	675	0.50	0.25	3	277	1	60	24600	1	1.7	180	150	55	99	0	0.22	31	20	Anemostat	QSTW

VERTICAL STACK HEAT PUMP SCHEDULE

UNIT NO.	LOCATION	SERVICE	FAN DATA CFM	ESP (IN. WG)	MHP	COOLING CAPACITY EDB (°F)	EWB (°F)	LDB (°F)	LWB (°F)	TOTAL (MBH)	SENSIBLE (MBH)	WATER GPM	EWT (°F)	LWT (°F)	WPD FT. WC	EER/COP (ARI/ISO)	HEAT PUMP HEATING CAPACITY (MBH)	AIR EAT (°F)	LAT (°F)	WATER EWT (°F)	LWT (°F)	ELECTRICAL DATA VOLTS	PH	HZ	FLA	MCA	DESIGN PRESS. (PSIG)	MANUFACTURER MODEL NUMBER
RVSAC-*-A	SEE PLANS	STUDIO APT.	1100	0.10	0.5	74.0	62	61.4	50.1	36.32	21.66	13.5	87	101	2.5	14.6/5.0	45.2	72	104	70	59	208	1	60	18.8	22.3	300	TSM-036-ECM-SC CLIMATEMASTER

HEATING COIL SCHEDULE (HOT WATER GLYCOL)

UNIT	NO.	LEVEL	PERFORMANCE DATA AIR CFM	SENSIBLE MBH	EDB (ºF)	LDB (ºF)	AIR P.D. (IN W.G.)	WATER (40% PROPYLENE GLYCOL) TOTAL GPM	PD (FT.)	EWT (ºF)	LWT (ºF)	CONSTRUCTION DATA TOTAL COIL FACE AREA (SQ. FT.)	ROWS DEEP	ARRANGEMENT FIN HEIGHT	FIN LENGTH	MANUFACTURER	MODEL
HWC	6-1	6TH FLOOR MEP	1000	65.1	10 °F	70 °F	0.25 psi	5	5.70 psi	177 °F	147 °F	2 SF	2	1' - 0"	1' - 6"	TEMTROL	4WC-10-12.5X18X2-10AL
HWC	6-2	6TH FLOOR MEP	3900	267.5	10 °F	70 °F	0.38 psi	19	8.70 psi	177 °F	147 °F	5 SF	2	1' - 10 1/2"	2' - 8"	TEMTROL	4WC-6-22.5X32X2-12AL
HWC	6-3	6TH FLOOR MEP	3600	232.7	10 °F	70 °F	0.37 psi	17	3.50 psi	177 °F	147 °F	5 SF	2	1' - 8"	2' - 10"	TEMTROL	4WC-4-20X34X2-12AL
HWC	7-1	7TH FLOOR MEP	5000	332.2	10 °F	71 °F	0.37 psi	24	4.40 psi	177 °F	147 °F	7 SF	2	2' - 3"	3' - 2"	TEMTROL	4WC-4-25X38X2-12AL
HWC	7-2	7TH FLOOR MEP	3500	232.7	10 °F	70 °F	0.37 psi	17	3.50 psi	177 °F	147 °F	5 SF	2	1' - 8"	2' - 10"	TEMTROL	4WC-4-20X34X2-12AL
HWC	7-3	7TH FLOOR MEP	1800	119.7	10 °F	71 °F	0.30 psi	9	2.20 psi	177 °F	147 °F	3 SF	2	1' - 5 1/2"	1' - 10"	TEMTROL	4WC-6-17.5X22X2-12AL

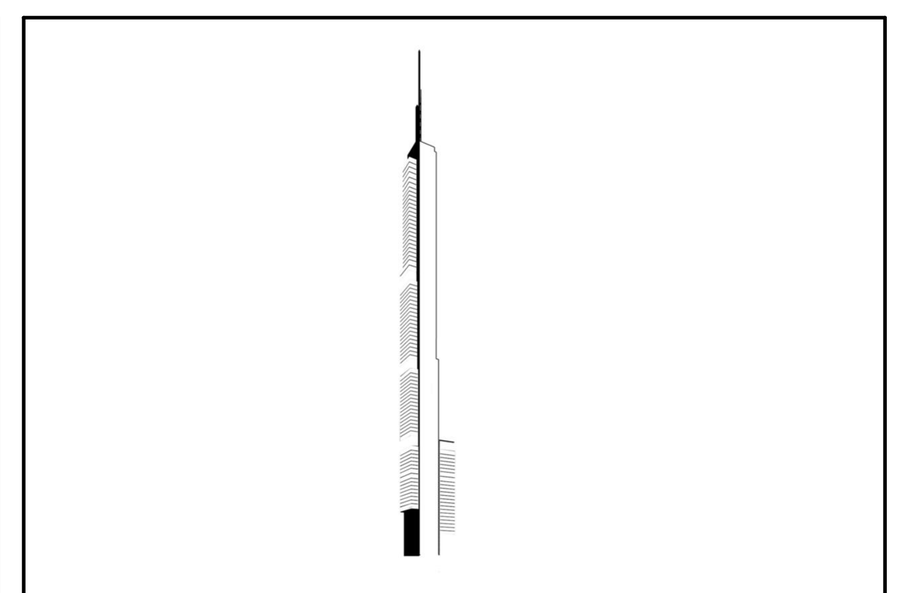

KEY PLAN:

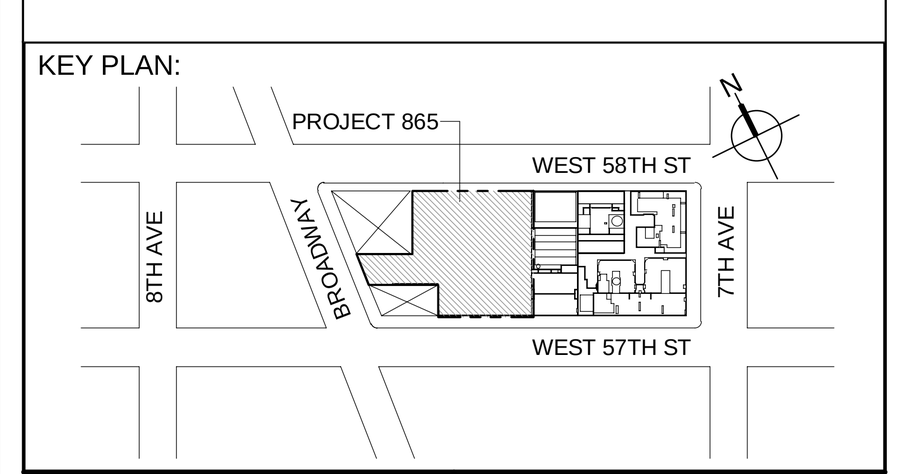

PROJECT NORTH

TRUE NORTH

DEVELOPER:
EXTELL DEVELOPMENT COMPANY
805 THIRD AVENUE, 7TH FLOOR
New York, NY 10022 USA
TEL: 212 712 6000 FAX: 212 712 6100

DESIGN ARCHITECT: Base Building Shell & Core
ADRIAN SMITH + GORDON GILL ARCHITECTURE
111 WEST MONROE STREET SUITE 2300
CHICAGO IL 60603
TEL: 312 920 1888 FAX: 312 920 1775

INTERIOR DESIGNER: Residential
Rottet Architecture and Design Studio, PLLC
298 Fifth Ave, 7th Floor
New York, NY 10001
TEL: 646 998 7000 FAX:

ARCHITECT OF RECORD: Base Building Shell, Core, & Residential
AAI ARCHITECTS, P.C.
401 Wellington St. W., 3rd Floor
Toronto, ON M5V 1E7 Canada
TEL: 416 967 1500 FAX: 416 967 7150

STRUCTURAL ENGINEERS:
WSP CANTOR SEINUK
228 EAST 45th Street
New York, NY 10017 USA
TEL: 212 687 9888 FAX: 646 487 5501

MEP ENGINEERS:
AKF GROUP
One Liberty Plaza, 165 Broadway, 22nd Floor
New York, NY 10006 USA
TEL: 212 354 5656 FAX: 212 354 5668

GEOTECHNICAL ENGINEERS:
Langan Engineering & Environmental Services
21 Penn Plaza - 360 West 31st Street, 8th Floor
New York, NY 10001-2727
TEL: 212 479 5400 FAX: 212 479 5444

CODE CONSULTANTS:
Construction Consulting Associates
100 Church Street
New York, NY 10007
TEL: 212 385 1818 FAX: 212 385 1911

CURTAINWALL CONSULTANT:
AJLP Consulting
40 Worth Street. Suite 826
New York, NY 10013
TEL: 212 757 5659 FAX: 646 219 8508

LANDMARK/PRESERVATION CONSULTANT:
Jan Hird Pokorny Associates, Inc.
39 West 37th Street, 12A
New York, NY 10018
TEL: 212 759 6462 FAX: 212 759 6540

No.	DESCRIPTION	DATE
1	DOB SUBMISSION	19 DEC 2014
2	CD PROGRESS ISSUE 3	09 MAR 2015
3	CD PROGRESS ISSUE 3	09 MAR 2015
4	DOB SUBMISSION	27 APR 2015
5	CD PROGRESS ISSUE 4	01 JUN 2015
6	CD PROGRESS ISSUE 5	10 AUG 2015
7	DOB AMENDMENT 2	18 SEP 2015

0 4' - 0" 8' - 0" 16' - 0"

Discrepancies must be reported immediately to the Architect before proceeding. Only figured dimensions are to be used. Contractors must check all dimensions on site. This drawing is protected by copyright.

ALL DIMENSIONS ARE SHOWN IN IMPERIAL.

CONSULTANT: AKF
ONE LIBERTY PLAZA, 165 BROADWAY, 22nd FLOOR
NEW YORK, NY 10006
T: 212.354.5656 F: 212.354.5668
Arlington / Boston / Mexico City / Minneapolis / New York
Philadelphia / Princeton / Puebla / Rochester / Stamford

PROJECT:
217 WEST 57TH STREET
NEW YORK, NY

DRAWING TITLE:
MECHANICAL SCHEDULES

SEAL & SIGNATURE:



DATE: 12/16/14
PROJECT No: Y130747-000
DRAWN: AZ
CHK: PHS
SCALE: As indicated
REV: 7
DWG No: **M-503.01**
DOB PAGE No: 109 of 116

DOB EMPLOYEE STAMP:

DOB B-SCAN:

FILE NAME: C:\Revit Local Files\Y130747-000-AKF-865_MEP15-CENTRAL_jlangner.rvt
PLOT DATE: 9/19/2015 5:50:35 AM

36" x 48" Arch E -SHEET SIZE

Floor	Service	Pipe Size (in)	Support Type	Load Direction	Detail No.	Support Details					
						Spring Rate (lb/in)	Hanger Load Hot (lb)	Hanger Load Cold (lb)	Vertical Travel (in)	Manufacturer	Model / Figure No.
96	PCWS	14	H	Y	F-268	600	2720	2792	0.120	Grinnell	B-26813
96-H	PCWR	14	H	Y	H-98	450	2462	2519	0.128	Grinnell	B-26812
96-H	PCWS	14	H	Y	H-98	450	2468	2526	0.130	Grinnell	B-26812
95	PCWR	14	A	Y	KPA-60	-	9129	-	0	Kinetics	KPA-5000
94-H	PCWS	14	H	Y	H-98	450	2214	2371	0.349	Grinnell	B-26812
94-H	PCWR	14	H	Y	H-98	340	1714	1712	-0.004	Grinnell	B-26811
94-H	PCWR	14	H	Y	H-98	150	804	803	-0.007	Grinnell	B-2688
93	PCWS	12	G	X-Z	GA-02	-	<100	<100	-	ATS	GA18
93	PCWR	12	G	X-Z	GA-02	-	<100	<100	-	ATS	GA18
93-H	PCWS	12	H	Y	H-98	800	3500	3743	0.304	Grinnell	B-26814
93-H	PCWS	12	H	Y	H-98	450	2164	2306	0.315	Grinnell	B-26812
93-H	PCWS	12	H	Y	H-98	600	2678	2871	0.322	Grinnell	B-26813
93-H	PCWS	8	H	Y	H-98	260	1214	1295	0.309	Grinnell	B-26810
93-H	PCWR	12	H	Y	H-98	260	1241	1223	-0.067	Grinnell	B-26810
93-H	PCWR	12	H	Y	H-98	600	3287	3416	0.215	Grinnell	B-26813
93-H	PCWR	12	H	Y	H-98	200	905	1006	0.505	Grinnell	B-2689
93-H	PCWR	8	H	Y	H-98	260	1376	1353	-0.090	Grinnell	B-26810
92	PCWR	12	H	Y	F-268	800	4003	4366	0.453	Grinnell	B-26814
91	PCWS	12	H	Y	F-268	800	4012	4214	0.253	Grinnell	B-26814
91	SHWR	6	G	X-Z	GA-02	-	<100	<100	-	ATS	GA14
91-H	SHWR	6	H	Y	GA-02	42	439	484	1.073	Grinnell	98 6
91-H	SHWS	6	H	Y	H-98	84	408	486	0.935	Grinnell	B-2686
90	PCWR	12	G	X-Z	GA-02	-	<100	<100	-	ATS	GA18
90	SHWS	6	G	X-Z	GA-02	-	<100	<100	-	ATS	GA12
89	PCWS	12	G	X-Z	GA-02	-	<100	<100	-	ATS	GA18
89	SHWR	6	G	X-Z	GA-02	-	<100	<100	-	ATS	GA14
88	PCWR	12	G	X-Z	GA-02	-	<100	<100	-	ATS	GA18
88	SHWS	6	H	Y	F-268	260	1346	1463	0.451	Grinnell	B-26810
87	PCWS	12	G	X-Z	GA-02	-	<100	<100	-	ATS	GA18
87	SHWR	6	H	Y	F-268	340	1582	1735	0.451	Grinnell	B-26811
86	PCWR	12	H	Y	F-268	800	4240	4407	0.209	Grinnell	B-26814
86	SHWS	6	G	X-Z	GA-02	-	<100	<100	-	ATS	GA12
85	PCWS	12	H	Y	F-268	800	4159	4255	0.119	Grinnell	B-26814
85	SHWR	6	G	X-Z	GA-02	-	<100	<100	-	ATS	GA14
84	PCWR	12	G	X-Z	GA-02	-	<100	<100	-	ATS	GA18
84	SHWS	6	A	Y	KPA-60	-	2389	-	0	Kinetics	KPA-2500
83	PCWS	12	G	X-Z	GA-02	-	<100	<100	-	ATS	GA18
83	SHWR	6	A	Y	KPA-60	-	2335	-	0	Kinetics	KPA-2500
82	PCWR	12	G	X-Z	GA-02	-	<100	<100	-	ATS	GA18
82	SHWS	6	G	X-Z	GA-02	-	<100	<100	-	ATS	GA-12
81	PCWS	12	G	X-Z	GA-02	-	<100	<100	-	ATS	GA18
81	SHWR	6	G	X-Z	GA-02	-	<100	<100	-	ATS	GA14
80	PCWR	12	A	Y	KPA-60	-	9945	-	0	Kinetics	KPA-5000
80	SHWS	6	H	Y	F-268	200	1069	979	-0.451	Grinnell	B-2689
79	PCWS	12	A	Y	KPA-60	-	6183	-	0	Kinetics	KPA-5000
79	SHWR	6	H	Y	F-268	200	1069	979	-0.451	Grinnell	B-2689
78	PCWR	12	G	X-Z	GA-02	-	<100	<100	-	ATS	GA18
78	SHWS	6	G	X-Z	GA-02	-	<100	<100	-	ATS	GA12
77	PCWS	12	G	X-Z	GA-02	-	<100	<100	-	ATS	GA18
77	SHWR	6	G	X-Z	GA-02	-	<100	<100	-	ATS	GA14
76	PCWR	12	G	X-Z	GA-02	-	<100	<100	-	ATS	GA18
76	SHWS	6	G	X-Z	GA-02	-	<100	<100	-	ATS	GA12
75	PCWS	12	H	Y	F-268	800	3345	3285	-0.074	Grinnell	B-26814
75	SHWR	6	G	X-Z	GA-02	-	<100	<100	-	ATS	GA14
74	PCWR	12	H	Y	F-268	800	4079	3911	-0.210	Grinnell	B-26814
74	SHWS	6	H	Y	F-268	340	2040	1656	-1.127	Grinnell	B-26811
73	PCWS	12	G	X-Z	GA-02	-	<100	<100	-	ATS	GA18
73	SHWR	6	H	Y	F-268	340	1834	1451	-1.127	Grinnell	B-26811
72	PCWR	12	G	X-Z	GA-02	-	<100	<100	-	ATS	GA18
72	SHWS	6	G	X-Z	GA-02	-	<100	<100	-	ATS	GA12
71	PCWS	12	G	X-Z	GA-02	-	<100	<100	-	ATS	GA18
71	SHWR	6	G	X-Z	GA-02	-	<100	<100	-	ATS	GA14
70	PCWR	12	G	X-Z	GA-02	-	<100	<100	-	ATS	GA18
70	SHWS	6	G	X-Z	GA-02	-	<100	<100	-	ATS	GA12
69	PCWS	12	H	Y	F-268	600	3156	3042	-0.19	Grinnell	B-26813
69	SHWR	6	G	X-Z	GA-02	-	<100	<100	-	ATS	GA14
68	PCWR	12	H	Y	F-268	450	2410	2213	-0.436	Grinnell	B-26812
68	SHWS	6	G	X-Z	GA-02	-	<100	<100	-	ATS	GA12
67	PCWR	10	H	Y	F-268	450	2247	2215	-0.514	Grinnell	B-26812
67	PCWS	10	G	X-Z	GA-02	-	<100	<100	-	ATS	GA16
67	PHWR	5	G	X-Z	GA-02	-	<100	<100	-	ATS	GA10
67	PHWS	5	G	X-Z	GA-02	-	<100	<100	-	ATS	GA10
67-H	PHWR	6	H	Y	H-98	42	349	399	1.192	Grinnell	98 6
67-H	PHWS	6	H	Y	H-98	42	346	401	1.304	Grinnell	98 6
67-H	PHWR	8	H	Y	H-98	56	541	613	1.29	Grinnell	98 7
67-H	PHWS	8	H	Y	H-98	56	540	619	1.402	Grinnell	98 7
67-H	PHWR	8	H	Y	H-98	42	341	395	1.282	Grinnell	98 6
67-H	PHWS	8	H	Y	H-98	42	348	406	1.395	Grinnell	98 6
67-H	PCWS	8	H	Y	H-98	150	655	661	0.042	Grinnell	B-2688
67-H	PCWR	8	H	Y	H-98	112	585	531	-0.480	Grinnell	B-2687
67-H	SHWR	6	H	Y	H-98	31	287	233	-1.761	Grinnell	98 5
67-H	SHWS	6	H	Y	H-98	31	329	271	-1.874	Grinnell	98 5
66	PCWS	10	A	Y	KPA-60	-	9358	-	0	Kinetics	KPA-5000
66	PHWR	5	G	X-Z	GA-02	-	<100	<100	-	ATS	GA10
65	PCWR	10	G	X-Z	GA-02	-	<100	<100	-	ATS	GA16
65	PHWS	5	G	X-Z	GA-02	-	<100	<100	-	ATS	GA10
64	PCWS	10	G	X-Z	GA-02	-	<100	<100	-	ATS	GA16
64	PHWR	5	H	Y	F-268	340	1437	1667	0.676	Grinnell	B-26811
63	PCWR	10	H	Y	F-268	600	2544	2147	-0.663	Grinnell	B-26813
63	PHWS	5	H	Y	F-268	340	1595	1825	0.676	Grinnell	B-26811
62	PCWS	10	H	Y	F-268	800	3973	3910	-0.079	Grinnell	B-26814
62	PHWR	5	G	X-Z	GA-02	-	<100	<100	-	ATS	GA10
61	PCWR	10	G	X-Z	GA-02	-	<100	<100	-	ATS	GA16
61	PHWS	5	G	X-Z	GA-02	-	<100	<100	-	ATS	GA10
60	PCWS	10	G	X-Z	GA-02	-	<100	<100	-	ATS	GA16
60	PHWR	5	G	X-Z	GA-02	-	<100	<100	-	ATS	GA10
59	PCWR	10	G	X-Z	GA-02	-	<100	<100	-	ATS	GA16
59	PHWS	5	G	X-Z	GA-02	-	<100	<100	-	ATS	GA10
58	PCWS	10	H	Y	F-268	450	1987	1915	-0.159	Grinnell	B-26812
58	PHWR	5	A	Y	F-268	-	1906	-	0	Kinetics	KPA-2500
57	PCWR	10	H	Y	F-268	600	2980	2457	-0.872	Grinnell	B-26813
57	PHWS	5	A	Y	KPA-60	-	1908	-	0	Kinetics	KPA-2500
56	PCWS	10	G	X-Z	GA-02	-	<100	<100	-	ATS	GA16
56	PHWR	5	G	X-Z	GA-02	-	<100	<100	-	ATS	GA10
55	PCWR	10	G	X-Z	GA-02	-	<100	<100	-	ATS	GA16
55	PHWS	5	G	X-Z	GA-02	-	<100	<100	-	ATS	GA10
54	PCWS	10	H	Y	F-268	450	1987	1879	-0.238	Grinnell	B-26812
54	PHWR	5	G	X-Z	GA-02	-	<100	<100	-	ATS	GA10
53	PCWR	10	G	X-Z	GA-02	-	<100	<100	-	ATS	GA16
53	PHWS	5	G	X-Z	GA-02	-	<100	<100	-	ATS	GA10
52	PCWS	10	G	X-Z	GA-02	-	<100	<100	-	ATS	GA16
52	PHWR	5	H	Y	F-268	260	1321	1145	-0.676	Grinnell	B-26810
51	PCWR	10	H	Y	F-268	450	2483	1996	-1.082	Grinnell	B-26812
51	PHWS	5	H	Y	F-268	260	1174	998	-0.676	Grinnell	B-26810
50	PCWS	10	H	Y	F-268	600	2889	2698	-0.318	Grinnell	B-26813
50	PHWR	5	G	X-Z	GA-02	-	<100	<100	-	ATS	GA10
49	PCWR	10	G	X-Z	GA-02	-	<100	<100	-	ATS	GA16
49	PHWS	5	G	X-Z	GA-02	-	<100	<100	-	ATS	GA10
48	PCWS	10	G	X-Z	GA-02	-	<100	<100	-	ATS	GA16
48	PHWR	5	G	X-Z	GA-02	-	<100	<100	-	ATS	GA10
47	PCWR	10	H	Y	F-268	112	655	518	-1.221	Grinnell	B-2687
47	PHWR	5	G	X-Z	GA-02	-	<100	<100	-	ATS	GA10
47	PHWS	5	G	X-Z	GA-02	-	<100	<100	-	ATS	GA10
46	SCWR	10	G	X-Z	GA-02	-	<100	<100	-	ATS	GA16
46-H	PCWS	10	H	Y	H-98	200	908	832	-0.382	Grinnell	B-2689
46-H	PCWR	10	H	Y	H-98	450	2294	1738	-1.236	Grinnell	B-26812
46-H	SCWS	10	H	Y	H-98	450	2046	2152	0.236	Grinnell	B-26812
46-H	SCWS	10	H	Y	H-98	200	1026	1073	0.236	Grinnell	B-2689
46-H	SCWR	10	H	Y	H-98	450	2289	2491	0.450	Grinnell	B-26812
46-H	SCWR	10	H	Y	H-98	200	1067	1158	0.452	Grinnell	B-2689
46-H	PHWR	5	H	Y	H-98	42	404	349	-1.303	Grinnell	98 6
46-H	PHWS	5	H	Y	H-98	42	379	328	-1.206	Grinnell	98 6
45	SCWS	10	H	Y	F-268	450	2146	2228	0.183	Grinnell	B-26812

Floor	Service	Pipe Size (in)	Support Type	Load Direction	Detail No.	Support Details					
						Spring Rate (lb/in)	Hanger Load Hot (lb)	Hanger Load Cold (lb)	Vertical Travel (in)	Manufacturer	Model / Figure No.
44	SCWR	10	H	Y	F-268	600	2504	2697	0.322	Grinnell	B-26813
43	SCWS	10	G	X-Z	GA-02	-	<100	<100	-	ATS	GA16
42	SCWR	10	G	X-Z	GA-02	-	<100	<100	-	ATS	GA16
41	SCWS	10	G	X-Z	GA-02	-	<100	<100	-	ATS	GA16
40	SCWR	10	G	X-Z	GA-02	-	<100	<100	-	ATS	GA16
39	SCWS	10	H	Y	F-268	450	2290	2323	0.073	Grinnell	B-26812
38	SCWR	10	H	Y	F-268	450	2290	2348	0.129	Grinnell	B-26812
37	SCWS	10	G	X-Z	GA-02	-	<100	<100	-	ATS	GA16
36	SCWR	10	G	X-Z	GA-02	-	<100	<100	-	ATS	GA16
35	SCWS	10	A	Y	KPA-60	-	4113	-	0	Kinetics	KPA-2500
34	SCWR	10	A	Y	KPA-60	-	4300	-	0	Kinetics	KPA-2500
33	SCWS	10	G	X-Z	GA-02	-	<100	<100	-	ATS	GA16
32	SCWR	10	G	X-Z	GA-02	-	<100	<100	-	ATS	GA16
31	SCWS	10	H	Y	F-268	450	2130	2097	-0.073	Grinnell	B-26812
30	SCWR	10	H	Y	F-268	450	2102	2044	-0.129	Grinnell	B-26812
29	SCWS	10	G	X-Z	GA-02	-	<100	<100	-	ATS	GA16
28	SCWR	10	G	X-Z	GA-02	-	<100	<100	-	ATS	GA16
27	SCWS	8	H	Y	F-268	340	1821	1763	-0.172	Grinnell	B-26811
27	SHWR	8	H	Y	F-268	340	1397	1621	0.66	Grinnell	B-26811
27-H	SCWS	8	H	Y	H-98	200	931	902	-0.144	Grinnell	B-2689
27-H	SCWR	8	H	Y	H-98	200	940	896	-0.221	Grinnell	B-2689
27-H	SHWR	8	H	Y	H-98	200	833	999	0.833	Grinnell	B-2689
27-H	SHWS	8	H	Y	H-98	200	832	1024	0.960	Grinnell	B-2689
26	SCWR	8	H	Y	F-268	340	1806	1699	-0.313	Grinnell	B-26811
26	SHWS	8	H	Y	F-268	340	1778	2002	0.660	Grinnell	B-26811
25	SCWS	8	G	X-Z	GA-02	-	<100	<100	-	ATS	GA14
25	SHWR	8	G	X-Z	GA-02	-	<100	<100	-	ATS	GA14
24	SCWR	8	G	X-Z	GA-02	-	<100	<100	-	ATS	GA14
24	SHWS	8	G	X-Z	GA-02	-	<100	<100	-	ATS	GA14
23	SCWS	8	G	X-Z	GA-02	-	<100	<100	-	ATS	GA14
23	SHWR	8	G	X-Z	GA-02	-	<100	<100	-	ATS	GA14
22	SCWR	8	G	X-Z	GA-02	-	<100	<100	-	ATS	GA14
22	SHWS	8	G	X-Z	GA-02	-	<100	<100	-	ATS	GA14
21	SCWS	8	H	Y	F-268	340	1717	1620	-0.288	Grinnell	B-26811
21	SHWR	8	A	Y	F-268	-	4200	-	0	Kinetics	KPA-2500
20	SCWR	8	H	Y	F-268	340	1663	1487	-0.518	Grinnell	B-26811
20	SHWS	8	A	Y	KPA-60	-	3943	-	0	Kinetics	KPA-2500
19	SCWS	8	G	X-Z	GA-02	-	<100	<100	-	ATS	GA14
19	SHWR	8	G	X-Z	GA-02	-	<100	<100	-	ATS	GA14
18	SCWR	8	G	X-Z	GA-02	-	<100	<100	-	ATS	GA14
18	SHWS	8	G	X-Z	GA-02	-	<100	<100	-	ATS	GA14
17	SCWS	8	H	Y	F-268	200	1041	967	-0.374	Grinnell	B-2689
17	SHWR	8	G	X-Z	GA-02	-	<100	<100	-	ATS	GA14
16	SCWR	8	H	Y	F-268	450	1991	1695	-0.658	Grinnell	B-26812
16	SHWS	8	G	X-Z	GA-02	-	<100	<100	-	ATS	GA14
15	SCWS	8	H	Y	F-268	260	1321	1214	-0.411	Grinnell	B-26810
15	SHWR	8	H	Y	F-268	450	2069	1755	-0.697	Grinnell	B-26812
14	SCWR	8	G	X-Z	GA-02	-	<100	<100	-	ATS	GA14
14	SHWS	8	H	Y	F-268	340	1584	1360	-0.660	Grinnell	B-26811
13	SCWS	8	G	X-Z	GA-02	-	<100	<100	-	ATS	GA14
13	SHWR	8	G	X-Z	GA-02	-	<100	<100	-	ATS	GA14
12	SCWR	8	G	X-Z	GA-02	-	<100	<100	-	ATS	GA14
12	SHWS	8	G	X-Z	GA-02	-	<100	<100	-	ATS	GA14
11	TCWS	8	H	Y	F-268	450	1896	2036	0.310	Grinnell	B-26812
11	TCWR	8	H	Y	F-268	450	2055	2214	0.354	Grinnell	B-26812
11	PHWR	8	A	Y	KPA-60	-	1964	-	0	Kinetics	KPA-2500
11	PHWS	8	A	Y	KPA-60	-	1098	-	0	Kinetics	KPA-2500
11-H	SCWS	8	H	Y	H-98	112	621	568	-0.476	Grinnell	B-2687
11-H	SCWR	8	H	Y	H-98	112	633	543	-0.805	Grinnell	B-2687
11-H	TCWS	8	H	Y	H-98	150	651	706	0.361	Grinnell	B-2688
11-H	TCWR	8	H	Y	H-98	150	651	711	0.399	Grinnell	B-2688
11-H	SHWR	8	H	Y	H-98	150	779	622	-1.052	Grinnell	B-2688
11-H	PHWR	8	H	Y	H-98	200	939	968	0.145	Grinnell	B-2689
11-H	SHWS	8	H	Y	H-98	200	939	755	-0.917	Grinnell	B-2689
11-H	PHWS	8	H	Y	H-98	200	833	862	0.145	Grinnell	B-2689
10.67	TCWS	8	G	X-Z	GA-02	-	<100	<100	-	ATS	GA12
10.67	TCWR	8	G	X-Z	GA-02	-	<100	<100	-	ATS	GA12
10.67	PHWR	8	G	X-Z	GA-02	-	300	300	-	ATS	GA14
10.67	PHWS	8	G	X-Z	GA-02	-	270	270	-	ATS	GA14
10.33	TCWS	8	G	X-Z	GA-02	-	<100	<100	-	ATS	GA12
10.33	TCWR	8	G	X-Z	GA-02	-	<100	<100	-	ATS	GA12
10.33	PHWR	8	G	X-Z	GA-02	-	301	301	-	ATS	GA14
10.33	PHWS	8	G	X-Z	GA-02	-	296	296	-	ATS	GA14
10	TCWS	8	A	Y	KPA-60	-	5684	-	0	Kinetics	KPA-5000
10	TCWR	8	G	X-Z	GA-02	-	<100	<100		ATS	GA12
10	PHWR	8	H	Y	F-268	600	2701	2909	0.347	Grinnell	B-26813
10	PHWS	8	H	Y	F-268	600	2546	2754	0.347	Grinnell	B-26813
9	TCWR	8	A	Y	KPA-60	-	5293	-	0	Kinetics	KPA-5000
9-H	TCWS	4	H	Y	H-98	63	285	284	-0.018	Grinnell	B-2685
9-H	TCWR	4	H	Y	H-98	63	293	295	0.028	Grinnell	B-2685
8	TCWS	8	G	X-Z	GA-02	-	<100	<100	-	ATS	GA12
8	TCWR	8	G	X-Z	GA-02	-	<100	<100	-	ATS	GA12
8	PHWR	8	A	Y	KPA-60	-	3712	-	0	Kinetics	KPA-2500
8	PHWS	8	A	Y	KPA-60	-	3656	-	0	Kinetics	KPA-2500
7-H	TCWS	6	H	Y	H-98	200	983	989	0.076	Grinnell	B-2689
7-H	TCWS	3	H	Y	H-98	47	209	211	0.036	Grinnell	B-2684
7-H	TCWS	8	H	Y	H-98	84	462	461	-0.018	Grinnell	B-2686
7-H	TCWR	6	H	Y	F-268	200	883	925	0.21	Grinnell	B-2689
7-H	TCWR	3	H	Y	F-268	47	203	210	0.156	Grinnell	B-2684
7-H	TCWR	8	H	Y	F-268	150	663	670	0.045	Grinnell	B-2688
7-H	PHWR	8	H	Y	H-98	200	931	911	-0.101	Grinnell	B-2689
7-H	PHWS	8	H	Y	H-98	200	912	896	-0.079	Grinnell	B-2689
6	TCWS	4	G	X-Z	GA-02	-	<100	<100	-	ATS	GA08
6	TCWR	4	G	X-Z	GA-02	-	<100	<100	-	ATS	GA08
5	TCWR	4	G	X-Z	GA-02	-	<100	<100	-	ATS	GA08
5-H	TCWS	4	H	Y	H-98	150	796	795	-0.005	Grinnell	B-2688
5-H	TCWR	4	H	Y	H-98	200	875	899	0.123	Grinnell	B-2689
4	TCWS	4	A	Y	KPA-60	-	4901	-	0	Kinetics	KPA-2500
3	TCWR	4	A	Y	F-268	-	4799	-	0	Kinetics	KPA-2500
2	TCWS	4	G	X-Z	GA-02	-	<100	<100	-	ATS	GA08
2	TCWR	4	G	X-Z	GA-02	-	<100	<100	-	ATS	GA08
1	TCWS	4	G	X-Z	GA-02	-	<100	<100	-	ATS	GA08
1	TCWR	4	G	X-Z	GA-02	-	<100	<100	-	ATS	GA08
C-H	TCWS	2.5	H	Y	H-98	21	87	84	-0.172	Grinnell	B-2681
C-H	TCWR	2.5	H	Y	H-98	15	84	82	-0.124	Grinnell	B-2680
SC2	TCWS	4	G	X-Z	GA-02	-	<100	<100	-	ATS	GA08
SC2	TCWR	4	G	X-Z	GA-02	-	<100	<100	-	ATS	GA08
SC2-H	TCWS	2.5	H	Y	H-98	15	78	74	-0.261	Grinnell	B-2680
SC2-H	TCWR	2.5	H	Y	H-98	15	78	75	-0.213	Grinnell	B-2680
SC3-H	TCWS	3	H	Y	H-98	27	147	139	-0.293	Grinnell	B-2682
SC3-H	TCWR	3	H	Y	H-98	27	146	139	-0.245	Grinnell	B-2682

NOTES:
1. FLOOR DESIGNATIONS WITH A '-H' SUFFIX INDICATE HORIZONTAL PIPING THAT IS HUNG FROM THE STRUCTURE ABOVE.
2. SUPPORT TYPES ARE: 'A' FOR ANCHOR. 'H' FOR SPRING HANGER. 'G' FOR PIPE GUIDE.
3. LOAD DIRECTIONS ARE: 'Y' FOR DOWNWARD LOADS. 'X-Z' FOR LATERAL OR SIDE TO SIDE LOADS.
4. SEE DRAWING SERIES M-600 FOR DETAIL NOS. 'KPA-60', 'F-268', 'H-98', AND 'GA-02'.

DEPT OF BLDGS 121328205 Job Number

ES464880756 Scan Code

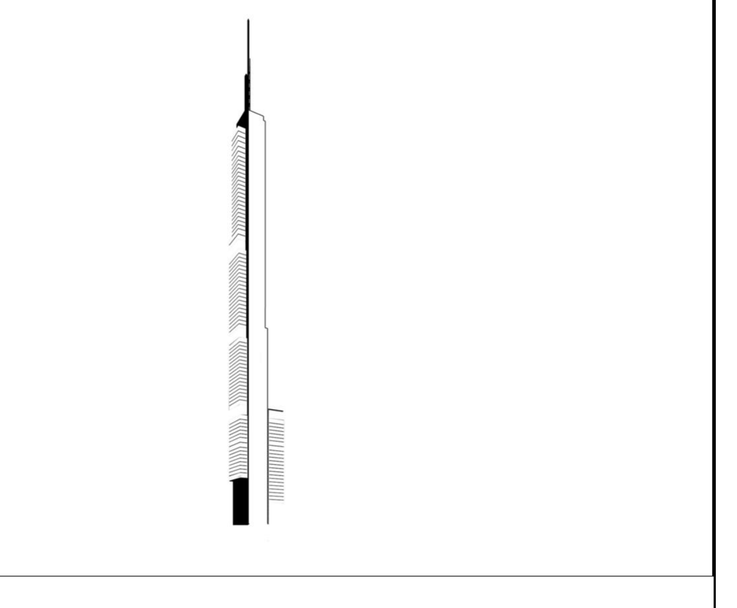

KEY PLAN:

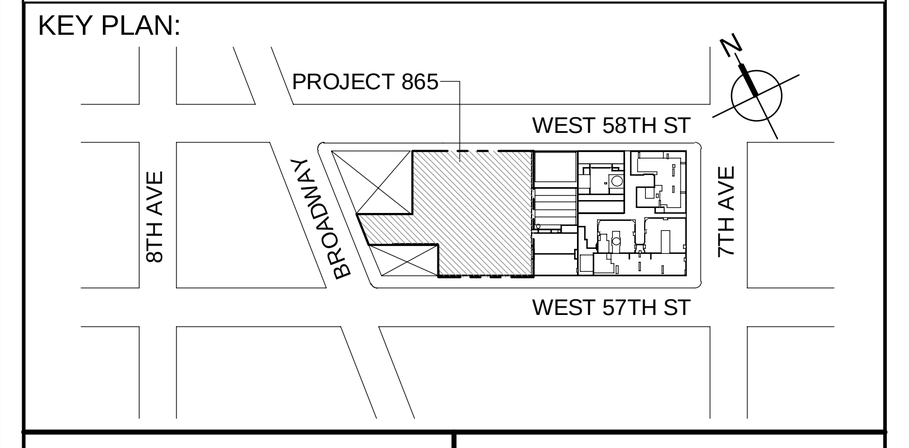

PROJECT NORTH

TRUE NORTH

DEVELOPER:
EXTELL DEVELOPMENT COMPANY
805 THIRD AVENUE, 7TH FLOOR
New York, NY 10022 USA
TEL: 212 712 6000 FAX: 212 712 6100

DESIGN ARCHITECT: Base Building Shell & Core
ADRIAN SMITH + GORDON GILL ARCHITECTURE
111 WEST MONROE STREET SUITE 2300
CHICAGO IL 60603
TEL: 312 920 1888 FAX: 312 920 1775

INTERIOR DESIGNER: Residential
Rottet Architecture and Design Studio, PLLC
298 Fifth Ave, 7th Floor
New York, NY 10001
TEL: 646 998 7000 FAX:

ARCHITECT OF RECORD: Base Building Shell, Core, & Residential
AAI ARCHITECTS, P.C.
401 Wellington St. W., 3rd Floor
Toronto, ON M5V 1E7 Canada
TEL: 416 967 1500 FAX: 416 967 7150

STRUCTURAL ENGINEERS:
WSP CANTOR SEINUK
228 EAST 45th Street
New York, NY 10017 USA
TEL: 212 687 9888 FAX: 646 487 5501

MEP ENGINEERS:
AKF GROUP
One Liberty Plaza, 165 Broadway, 22nd Floor
New York, NY 10006 USA
TEL: 212 354 5656 FAX: 212 354 5668

GEOTECHNICAL ENGINEERS:
Langan Engineering & Environmental Services
21 Penn Plaza - 360 West 31st Street, 8th Floor
New York, NY 10001-2727
TEL: 212 479 5400 FAX: 212 479 5444

CODE CONSULTANTS:
Construction Consulting Associates
100 Church Street
New York, NY 10007
TEL: 212 385 1818 FAX: 212 385 1911

CURTAINWALL CONSULTANT:
AJLP Consulting
40 Worth Street. Suite 826
New York, NY 10013
TEL: 212 757 5659 FAX: 646 219 8508

LANDMARK/PRESERVATION CONSULTANT:
Jan Hird Pokorny Associates, Inc.
39 West 37th Street, 12A
New York, NY 10018
TEL: 212 759 6462 FAX: 212 759 6540

No.	DESCRIPTION	DATE
1	CD PROGRESS ISSUE 3	09 MAR 15
2	CD PROGRESS ISSUE 5	10 AUG 2015
3	DOB AMENDMENT 2	18 SEP 2015

0 4' - 0" 8' - 0" 16' - 0"

Discrepancies must be reported immediately to the Architect before proceeding. Only figured dimensions are to be used. Contractors must check all dimensions on site. This drawing is protected by copyright.

ALL DIMENSIONS ARE SHOWN IN IMPERIAL.

CONSULTANT:
AKF
ONE LIBERTY PLAZA, 165 BROADWAY, 22nd FLOOR
NEW YORK, NY 10006
T: 212.354.5656 F: 212.354.5668
Arlington / Boston / Mexico City / Minneapolis / New York
Philadelphia / Princeton / Puebla / Rochester / Stamford

PROJECT:
217 WEST 57TH STREET
NEW YORK, NY

DRAWING TITLE:
MECHANICAL SCHEDULES

SEAL & SIGNATURE:
STATE OF NEW YORK
CHRISTOPHER O. McHUGH
LICENSED PROFESSIONAL ENGINEER
No. 073130

DATE: 03/13/15
PROJECT No: Y130747-000
DRAWN: AZ
CHK: PHS
REV: 3
SCALE: 12" = 1'-0"
DWG No: **M-504.01**
DOB PAGE No: of

DOB EMPLOYEE STAMP:

DOB B-SCAN:

FILE NAME: C:\Revit Local Files\Y130747-000-AKF-865_MEP15-CENTRAL_jlangner.rvt
PLOT DATE: 9/19/2015 5:50:45 AM

DEPT OF BLDGS 421263426 Job Number
E350430047 0 Scan Code

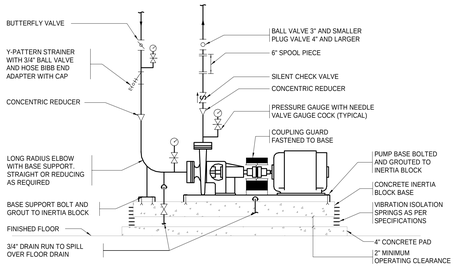

NOTES:

1. PUMP BASE SHALL SUPPORT THE PUMP AND MOTOR AND BE PROVIDED WITH A DRAIN AS INDICATED.
2. PRESSURE GAUGE AT INLET AND OUTLET MOUNTED AT SAME ELEVATION.
3. REFER TO PUMP GROUTING DETAIL FOR ADDITIONAL INFORMATION.

END SUCTION PUMP INSTALLATION WITH VIBRATION ISOLATION SPRINGS

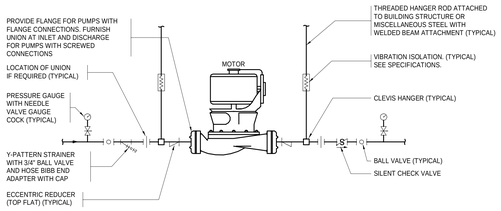

IN-LINE PUMP HORIZONTAL, SUSPENDED INSTALLATION

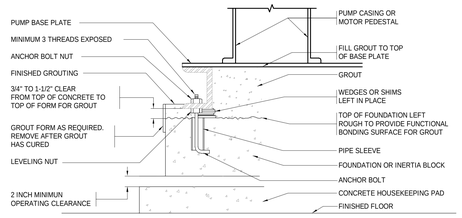

NOTES:

1. REFER TO SPECIFICATION SECTION 15050 - BASIC MECHANICAL MATERIALS AND METHODS FOR GROUT SPECIFICATIONS.
2. REFER TO PUMP INSTALLATION DETAIL FOR TYPE OF VIBRATION ISOLATION.
3. POSITION ANCHOR BOLTS PRIOR TO PLACEMENT OF CONCRETE. SET ANCHOR BOLTS IN PIPE SLEEVES TO PROVIDE POSITIONING ALLOWANCE.
4. LENGTH OF ANCHOR BOLTS MUST BE SUFFICIENT TO ALLOW FOR ADEQUATE IMBEDMENT IN CONCRETE, GROUT, PUMP BASE PLATE, SHIMS, WASHERS AND NUTS.
5. COMPLY WITH PUMP MANUFACTURER'S INSTALLATION REQUIREMENTS.

PUMP GROUTING

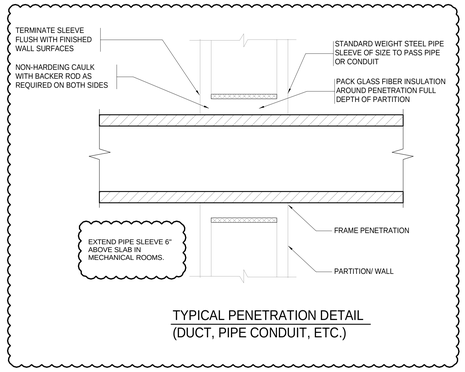

TYPICAL PENETRATION DETAIL (DUCT, PIPE CONDUIT, ETC.)

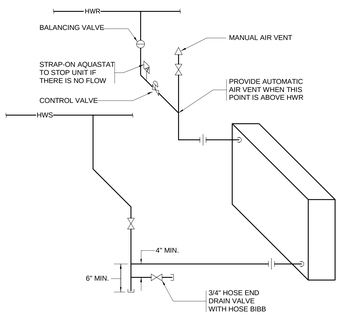

HOT WATER UNIT HEATER PIPING

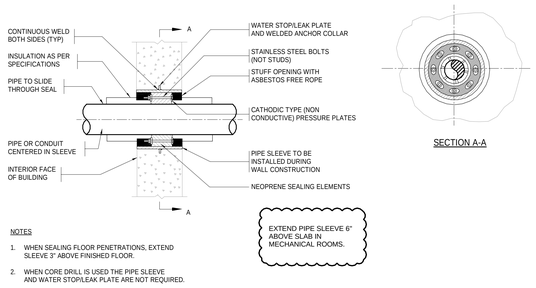

NOTES

1. WHEN SEALING FLOOR PENETRATIONS, EXTEND SLEEVE 3" ABOVE FINISHED FLOOR.
2. WHEN CORE DRILL IS USED THE PIPE SLEEVE AND WATER STOP/LEAK PLATE ARE NOT REQUIRED.

MOLDED RUBBER BOLTED SEAL ASSEMBLY

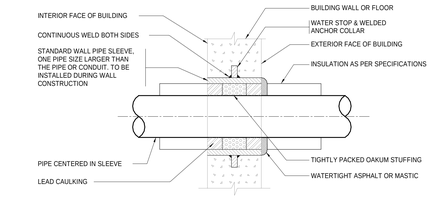

NOTES:

1. WHEN SEALING FLOOR PENETRATIONS, EXTEND SLEEVE 3" ABOVE FINISHED FLOOR.
2. IN EXISTING CONSTRUCTION, A CORE DRILL ONE PIPE SIZE LARGER THAN THE PIPE OR CONDUIT MAY BE USED IN LIEU OF A SLEEVE.

CAULKED SEAL ASSEMBLY

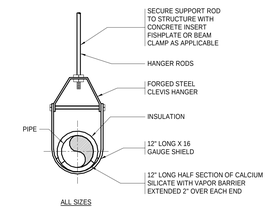

WHERE STRUCTURAL SLAB DOES NOT PERMIT INSERTS. SUPPORT PIPING FROM STRUCTURE WITH AUXILIARY STEEL IF REQUIRED.

WATER PIPING HANGER DETAIL

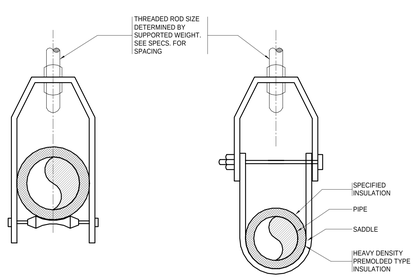

CLEVIS ROLLER HANGER WITH SADDLE

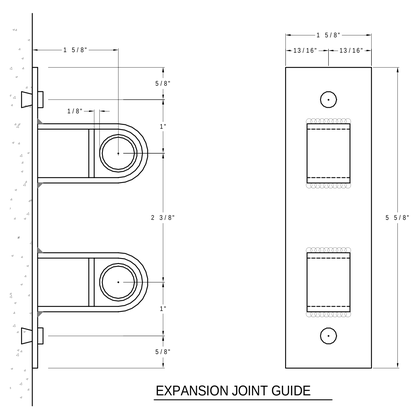

EXPANSION JOINT GUIDE

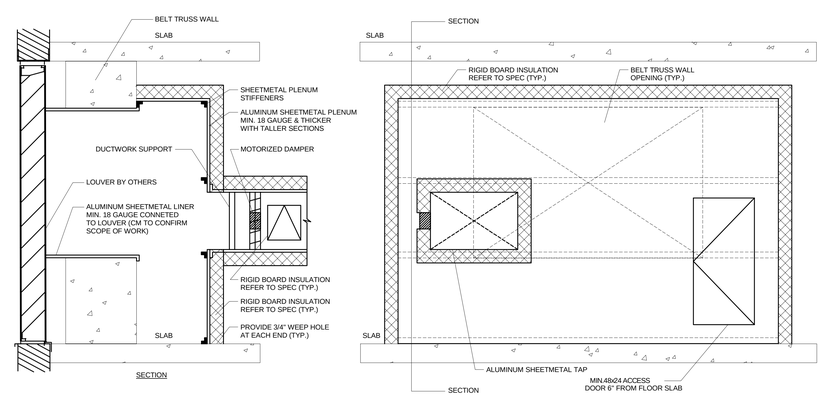

MER PLENUM DETAIL TO BELT TRUSS WALL

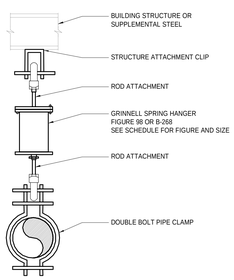

HORIZONTAL PIPING SPRING HANGER DETAIL NO. H-98

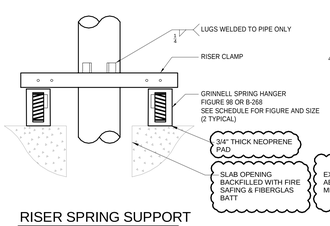

RISER SPRING SUPPORT DETAIL NO. F-268

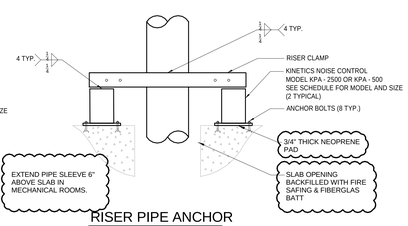

RISER PIPE ANCHOR DETAIL NO. KPA - 60

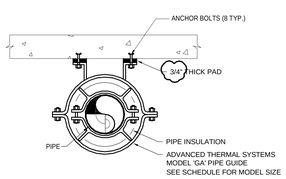

RISER GUIDE DETAIL DETAIL NO. GA - 02

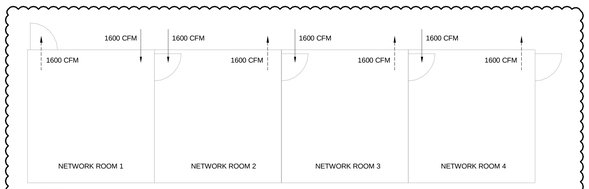

NETWORK PROTECTOR COMPARTMENT AIR FLOW DIAGRAM

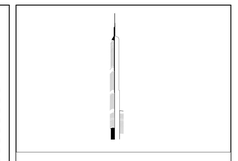

KEY PLAN:

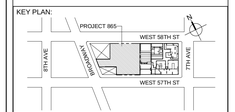

PROJECT NORTH | TRUE NORTH

DEVELOPER:
EXTELL DEVELOPMENT COMPANY
805 THIRD AVENUE, 7TH FLOOR
New York, NY 10022 USA
TEL: 212 712 6000 FAX: 212 712 6100

DESIGN ARCHITECT: Base Building Shell & Core
ADRIAN SMITH + GORDON GILL ARCHITECTURE
111 WEST MONROE STREET SUITE 2300
CHICAGO IL 60603
TEL: 312 920 1888 FAX: 312 920 1775

INTERIOR DESIGNER: Residential
Rottet Architecture and Design Studio, PLLC
298 Fifth Ave, 7th Floor
New York, NY 10001
TEL: 646 998 7000 FAX:

ARCHITECT OF RECORD:Base Building Shell, Core, & Residential
AAI ARCHITECTS, P.C.
401 Wellington St. W., 3rd Floor
Toronto, ON M5V 1E7 Canada
TEL: 416 967 1500 FAX: 416 967 7150

STRUCTURAL ENGINEERS:
WSP CANTOR SEINUK
228 EAST 45th Street
New York, NY 10017 USA
TEL: 212 687 9888 FAX: 646 487 5501

MEP ENGINEERS:
AKF GROUP
One Liberty Plaza, 165 Broadway, 22nd Floor
New York, NY 10006 USA
TEL: 212 354 5656 FAX: 212 354 5668

GEOTECHNICAL ENGINEERS:
Langan Engineering & Environmental Services
21 Penn Plaza - 360 West 31st Street, 8th Floor
New York, NY 10001-2727
TEL: 212 479 5400 FAX: 212 479 5444

CODE CONSULTANTS:
Construction Consulting Associates
100 Church Street
New York, NY 10007
TEL: 212 385 1818 FAX: 212 385 1911

CURTAINWALL CONSULTANT:
AJLP Consulting
40 Worth Street. Suite 826
New York, NY 10013
TEL: 212 757 5659 FAX: 646 219 8508

LANDMARK/PRESERVATION CONSULTANT:
Jan Hird Pokorny Associates, Inc.
39 West 37th Street, 12A
New York, NY 10018
TEL: 212 759 6462 FAX: 212 759 6540

No.	DESCRIPTION	DATE
1	ISSUED FOR SCHEMATIC DESIGN	04 APR 2014
2	ISSUED FOR DESIGN DEVLEOPMENT	01 JUL 2014
3	ISSUED FOR DESIGN DEVLEOPMENT	31 JUL 2014
4	CD PROGRESS ISSUE 1	15 OCT 2014
5	ISSUED FOR BID - MECHANICAL	15 OCT 2014
6	DOB SUBMISSION	19 DEC 2014
7	CD PROGRESS ISSUE 3	09 MAR 2015
8	CD PROGRESS ISSUE 5	10 AUG 2015
9	DOB AMENDMENT 2	18 SEP 2015

0 4'-0" 8'-0" 16'-0"

Discrepancies must be reported immediately to the Architect before proceeding. Only figured dimensions are to be used. Contractors must check all dimensions on site. This drawing is protected by copyright.

ALL DIMENSIONS ARE SHOWN IN IMPERIAL.

CONSULTANT:
AKF
ONE LIBERTY PLAZA, 165 BROADWAY, 22nd FLOOR
NEW YORK, NY 10006
T: 212.354.5656 F: 212.354.5668
Abu Dhabi / Boston / Mexico City / Minneapolis / New York
Philadelphia / Princeton / Puebla / Rochester / Stamford

PROJECT:
217 WEST 57TH STREET
NEW YORK, NY

DRAWING TITLE:
MECHANICAL DETAILS

SEAL & SIGNATURE:

DATE:	04/04/14
PROJECT No:	Y130747-000
DRAWN: PHS	REV: 9
CHK: PHS	
SCALE: 12" = 1'-0"	
DWG No:	M-601.01
DOB PAGE No: 111 of 116	

DOB EMPLOYEE STAMP: DOB B-SCAN:

36" x 48" Arch E - SHEET SIZE
FILE NAME: C:\Revit Local Files\Y130747-000-AKF-BRL_MEP15-CENTRAL_jlangner.rvt
PLOT DATE: 9/18/2015 5:55:01 AM

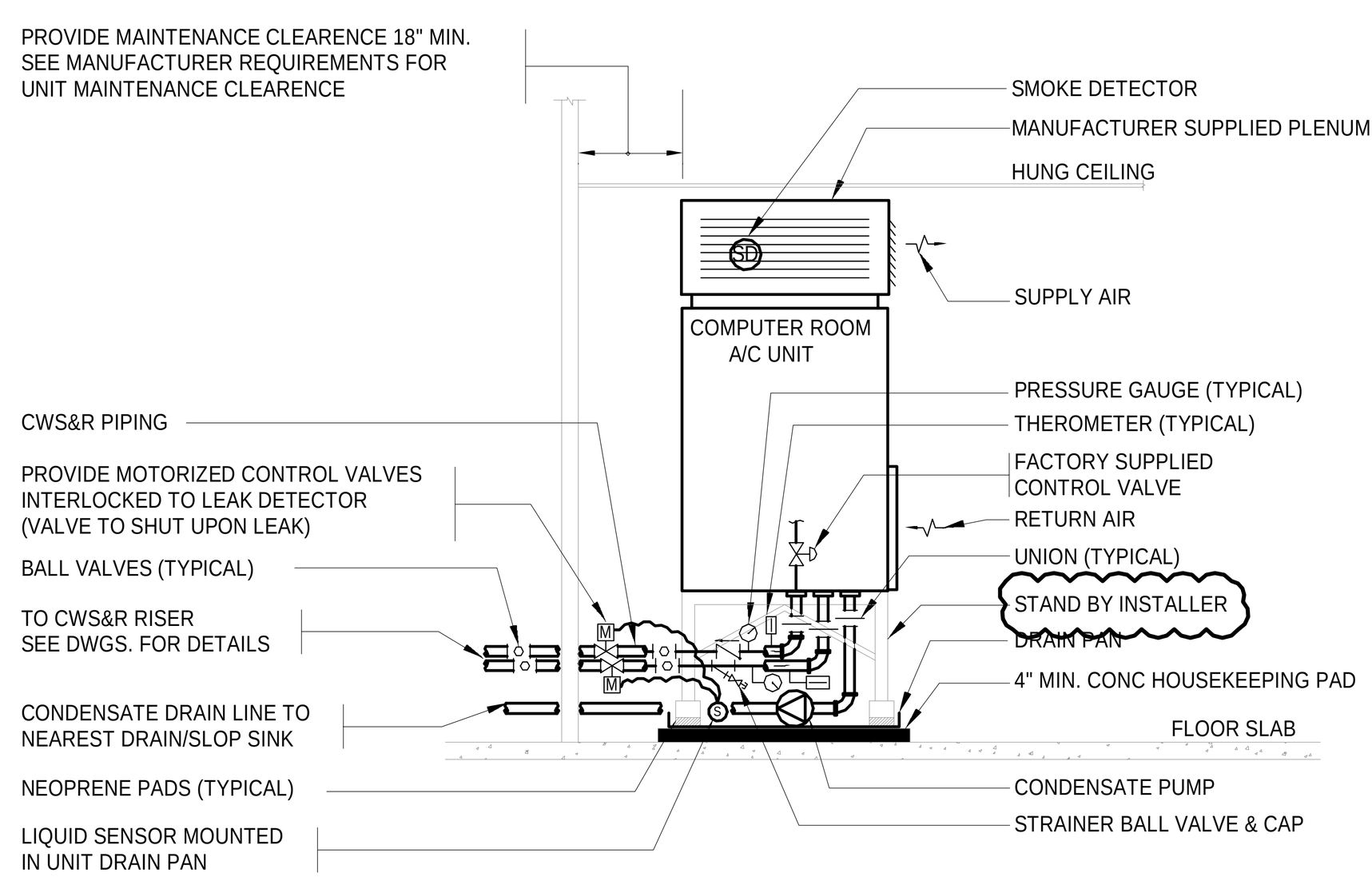

NOTES:

1. COORDINATE EXACT PIPE ROUTE IN THE FIELD
2. PROVIDE CONTROL VALVE FOR ECONOMIZER OPERATION
3. PROVIDE 1" CW LINE TO HUMIDIFIER UNIT CONNECTION (BY PLUMBER)

TYPICAL COMPUTER ROOM A/C UNIT PIPING AND SUPPORT DETAIL

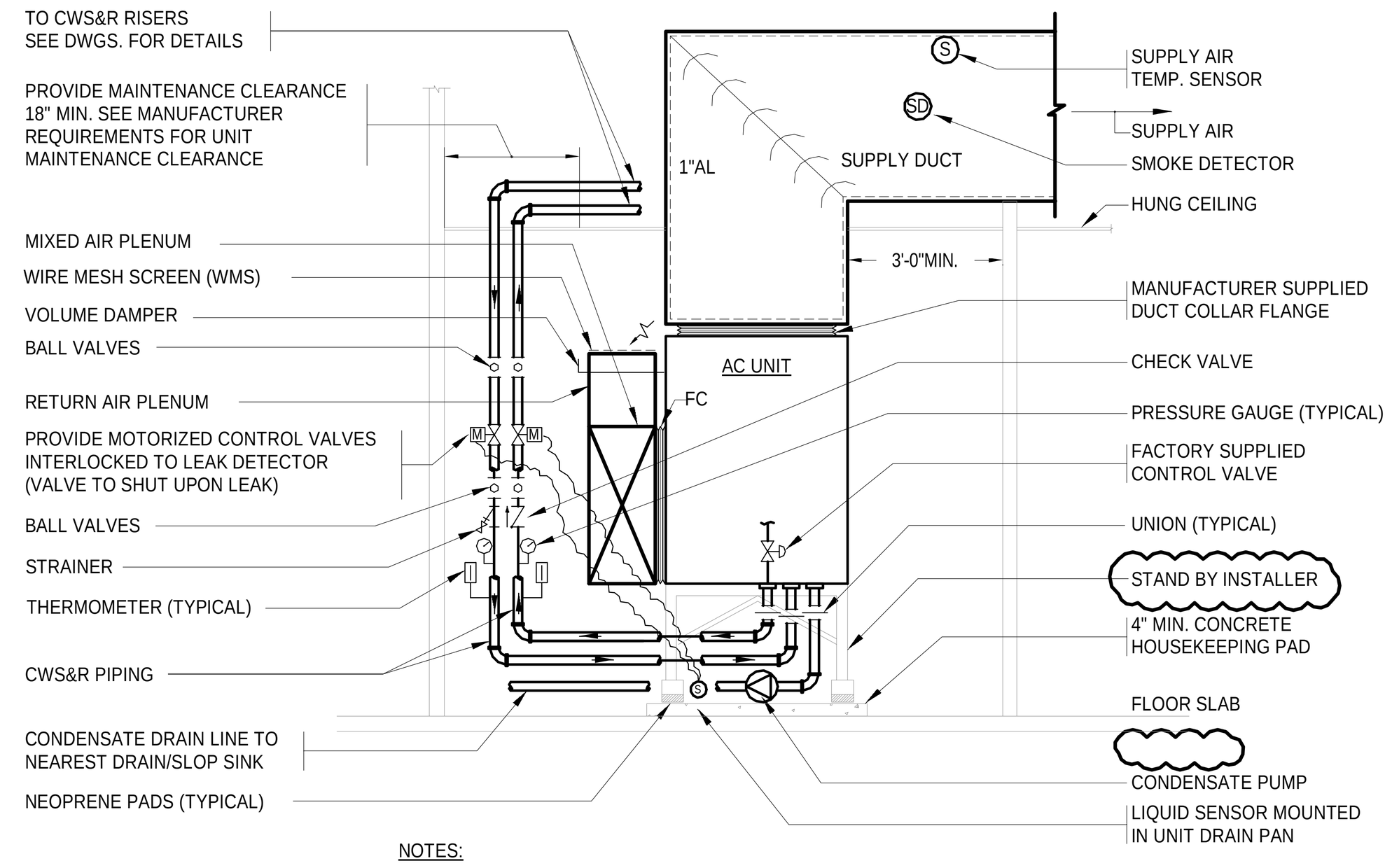

NOTES:

1. COORDINATE EXACT PIPE ROUTE IN THE FIELD
2. PROVIDE CONTROL VALVE FOR ECONOMIZER OPERATION
3. PROVIDE 1" CW LINE TO HUMIDIFIER UNIT CONNECTION (BY PLUMBER).

TYPICAL MECHANICAL EQUIPMENT ROOM (M.E.R.) A/C UNIT PIPING AND SUPPORT DETAIL

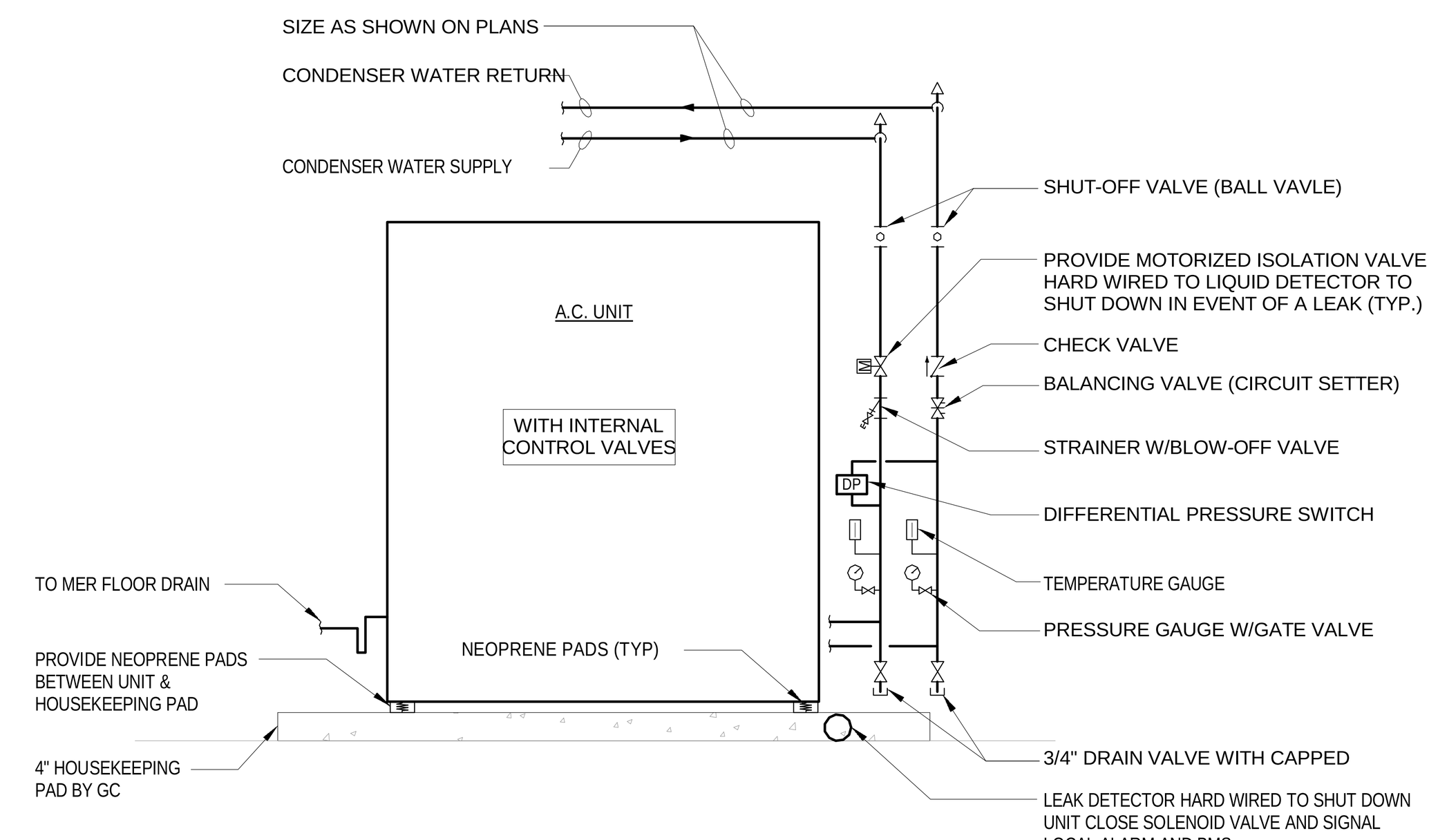

FLOOR MOUNTED AC/HEAT PUMP UNIT PIPING DETAIL

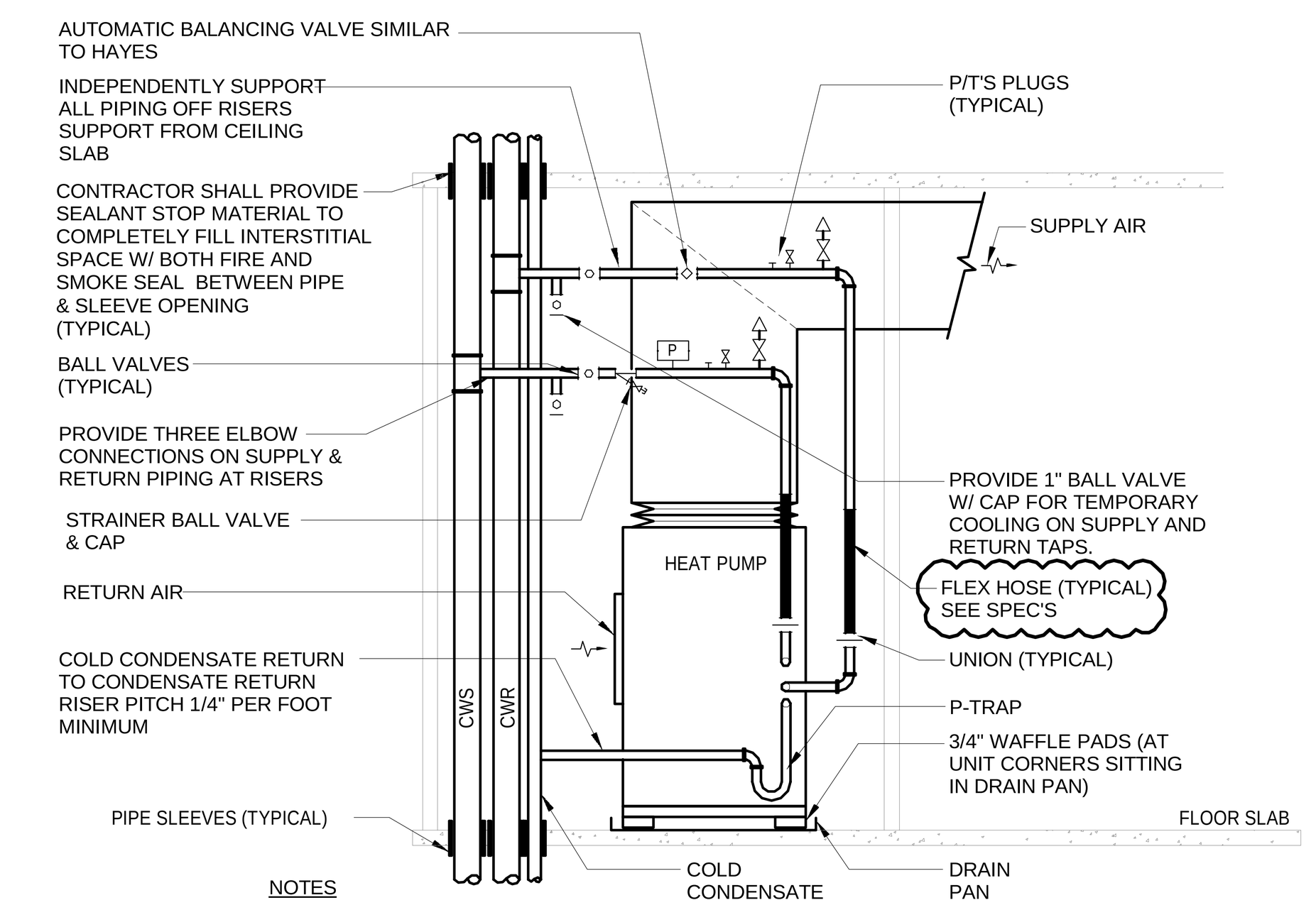

NOTES

EACH UNIT SHALL BE PROVIDED WITH THE FOLLOWING:

1. UNITED MOUNTED 2-WAY MOTORIZED FLOW VALVES. UPON UNIT SHUT DOWN, MOTORIZED VALVES SHALL SHUT OFF. MANUFACTURER SHALL BE ERIE OR APPROVED EQUAL.
2. (1) AUTOMATIC PRESSURE COMPENSATED FLOW LIMITER. MANUFACTURER SHALL BE HAYS OR APPROVED EQUAL.
3. (2) MANUAL BALL ISOLATION VALVES AT THE SUPPLY AND RETURN PIPES.

TYPICAL RESIDENTIAL HEAT PUMP PIPING DETAIL

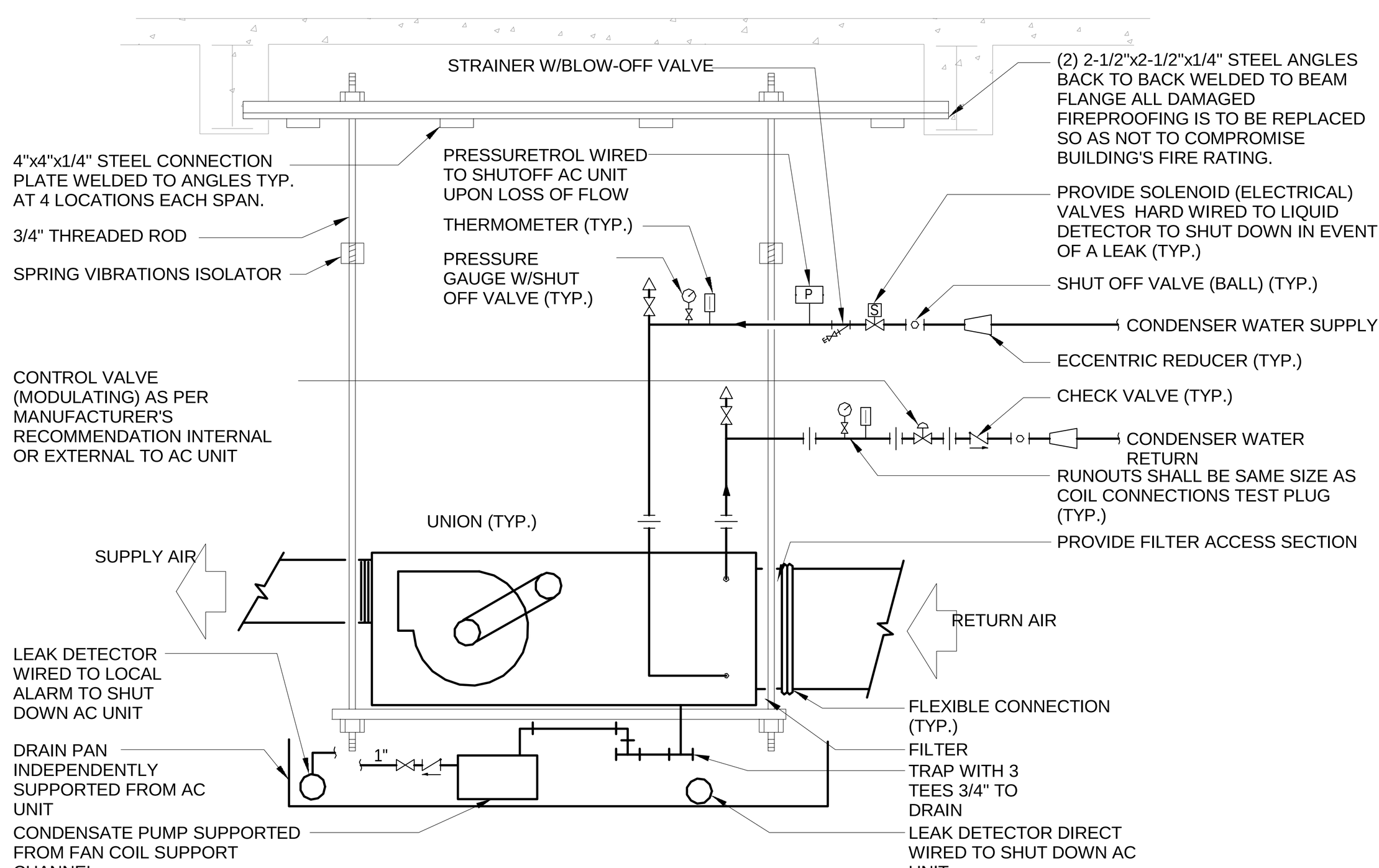

NOTES:

1. SUPPORT DESIGN NEEDS TO BE APPROVED BY A REGISTERED STRUCTURAL ENGINEER.

HORIZONTAL CEILING HUNG AC UNIT PIPING DETAIL

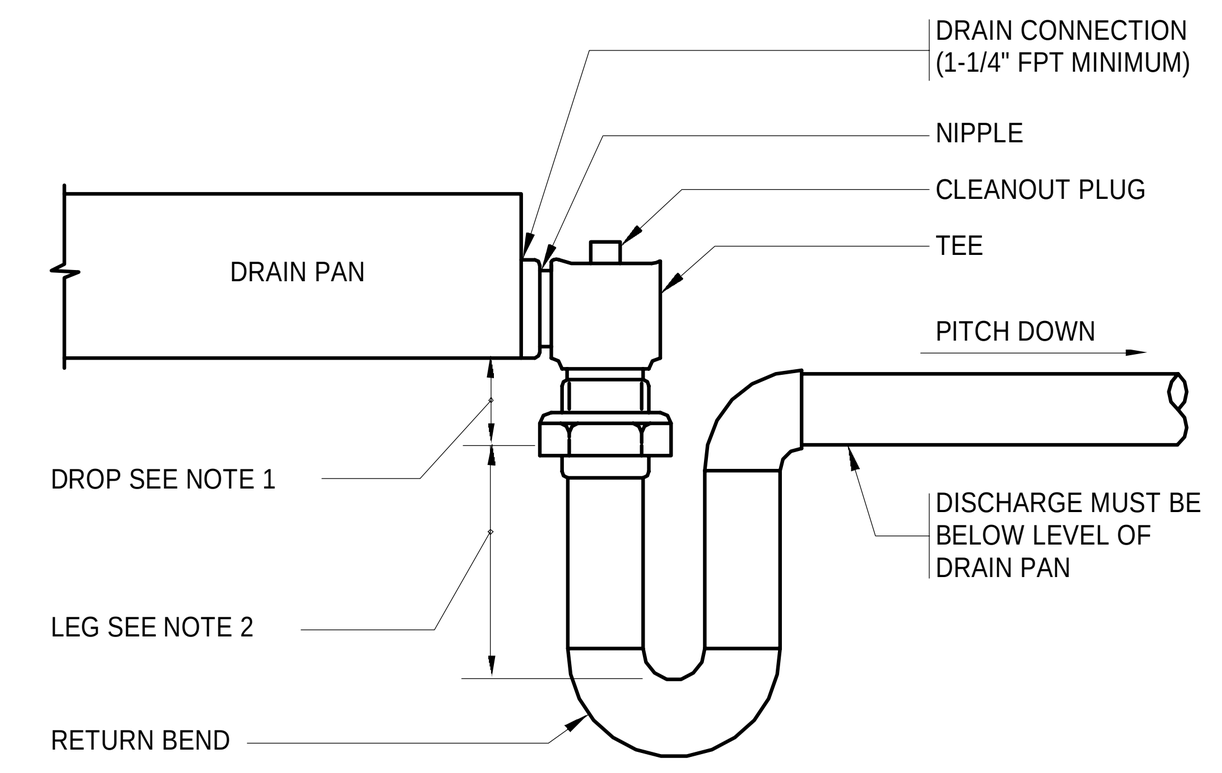

NOTES:

1. 1" MIN. DROP REQUIRED USE OF STANDARD FITTINGS SHOWN EXCEEDS THIS MINIMUM.
2. Y + 1" = LEG FOR BLOW-THRU UNIT WHERE Y=DISCHARGE PRESSURE OF FAN. (MIN. 7")
3. ADD STRUCTURAL STEEL TO RAISE BOTTOM OF THE UNIT TO ACCOMMODATE TRAP HEIGHT.
4. PITCH DRAIN FOR PROPER RUN-OFF AND DISCHARGE TO APPROVED RECEPTACLE.
5. SUPPORT DRAIN LINES TO PREVENT SAG AND CONDENSATE OVERFLOW.
6. MANUALLY PRIME FILL TRAP BEFORE START-UP TO TO FORM INITIAL DRAIN SEAL.

DRAIN PAN WATER SEAL PIPING BLOW THRU UNIT

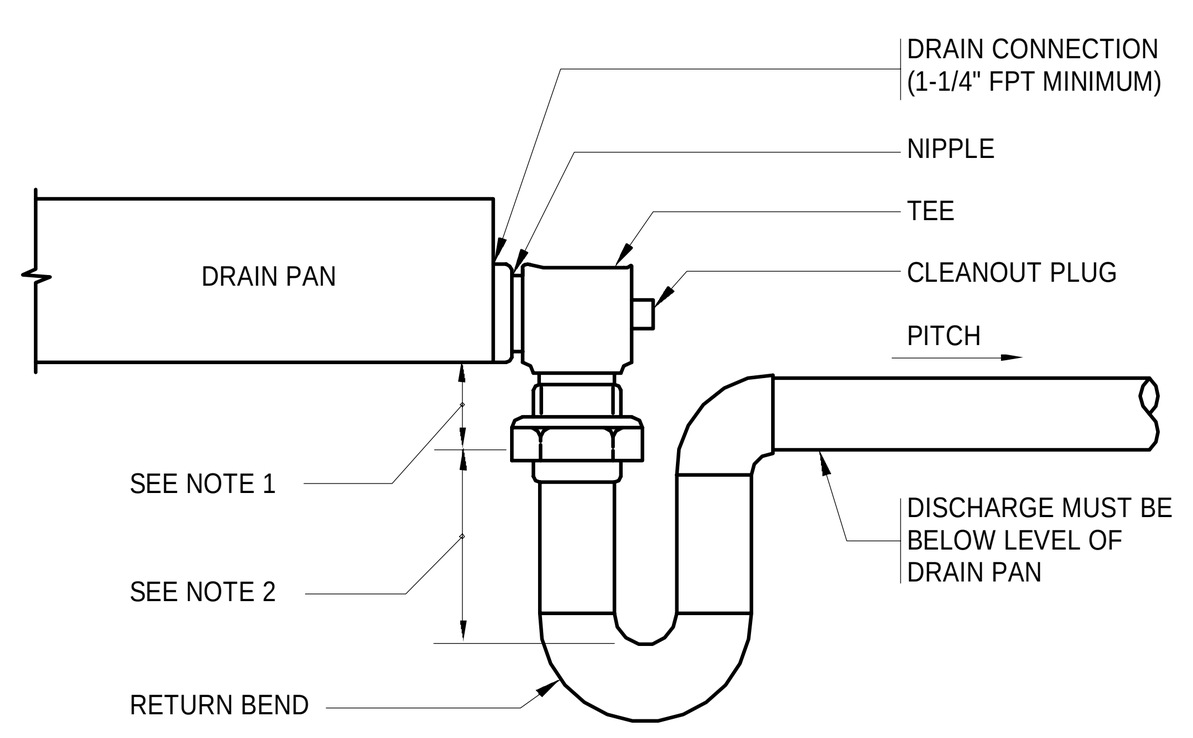

NOTES:

1. X" = MINIMUM DROP EQUAL TO NEGATIVE INTERNAL STATIC PRESSURE AT FAN INLET
2. X/2 + 1" = (MINIMUM 5 INCHES)
3. ADD STRUCTURAL STEEL TO RAISE THE BOTTOM OF THE UNIT TO ACCOMODATE DROP AND TRAP HEIGHT
4. PITCH DRAIN FOR PROPER RUN-OFF AND DISCHARGE TO APPROVED RECEPTACLE.
5. SUPPORT DRAIN LINES TO PREVENT SAG AND CONDENSATE OVERFLOW.
6. MANUALLY PRIME FILL TRAP BEFORE START-UP TO TO FORM INITIAL DRAIN SEAL.

DRAIN PAN WATER SEAL PIPING DRAW THRU UNIT

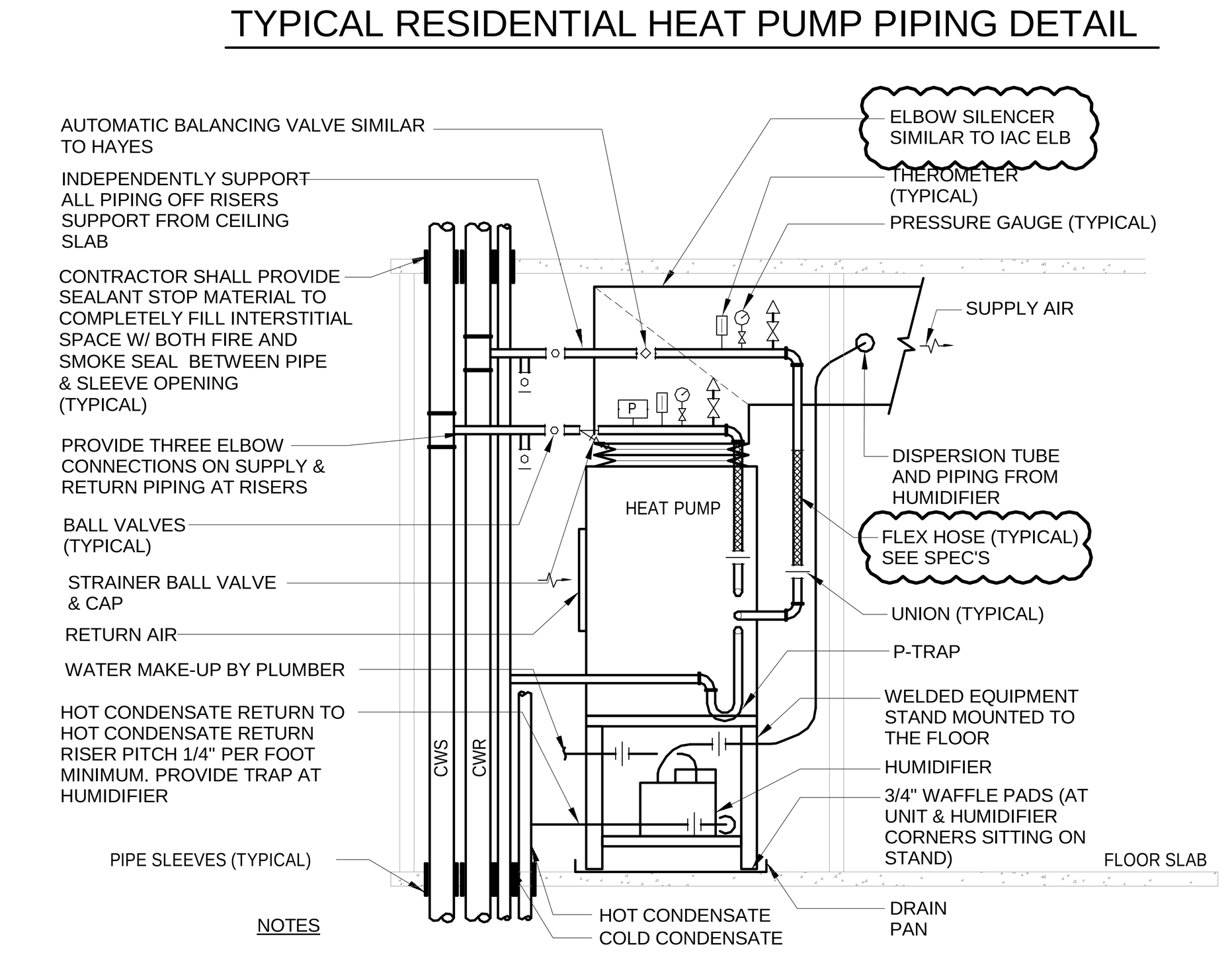

NOTES

EACH UNIT SHALL BE PROVIDED WITH THE FOLLOWING:

1. UNITED MOUNTED 2-WAY MOTORIZED FLOW VALVES. UPON UNIT SHUT DOWN, MOTORIZED VALVES SHALL SHUT OFF. MANUFACTURER SHALL BE ERIE OR APPROVED EQUAL.
2. (1) AUTOMATIC PRESSURE COMPENSATED FLOW LIMITER. MANUFACTURER SHALL BE HAYS OR APPROVED EQUAL.
3. (2) MANUAL BALL ISOLATION VALVES AT THE SUPPLY AND RETURN PIPES.

TYPICAL RESIDENTIAL HEAT PUMP PIPING DETAIL DETAIL WITH HUMIDIFIER OPTION

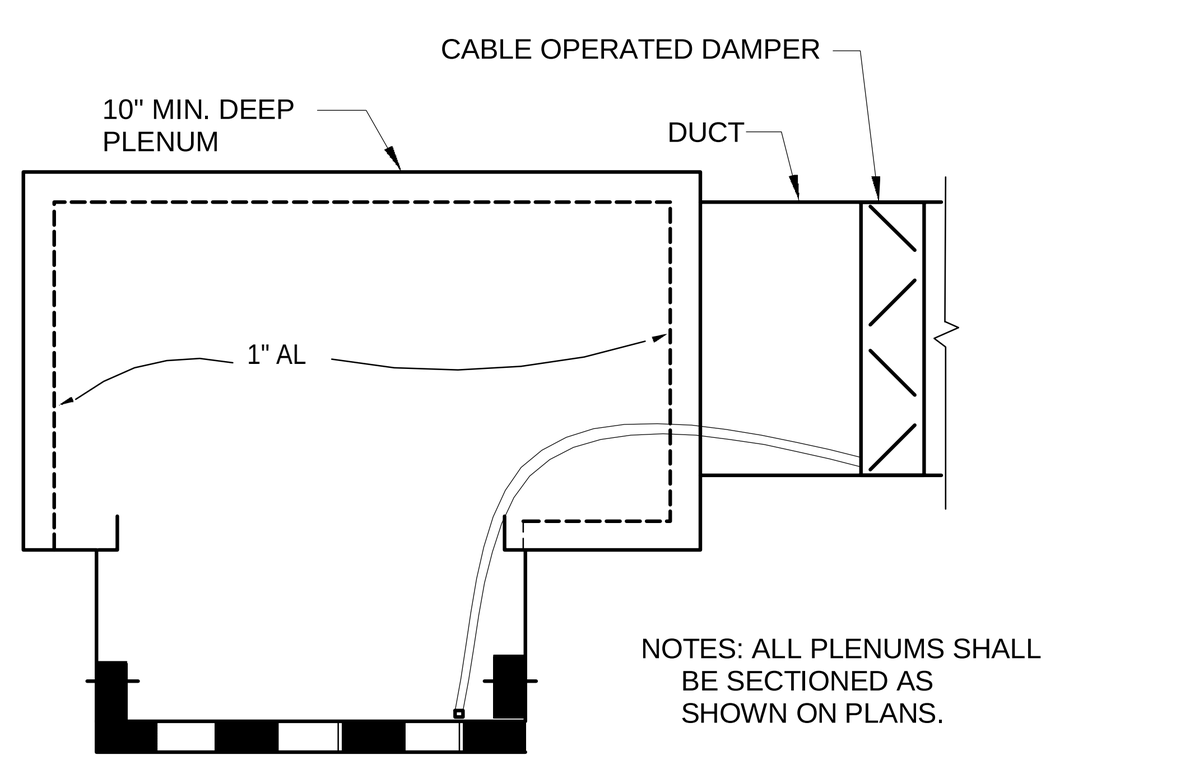

SUPPLY LINEAR DIFFUSER PLENUM DETAIL

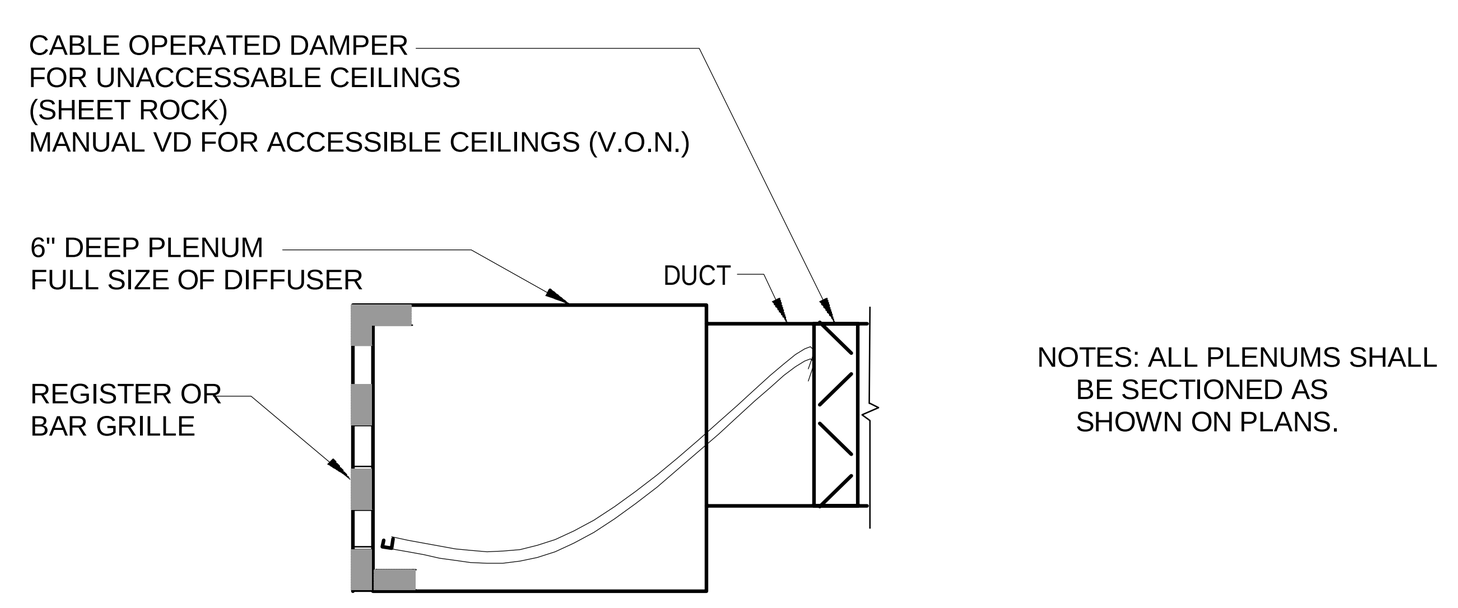

SUPPLY TOP REGISTER PLENUM DETAIL

DIFFUSER DETAILS

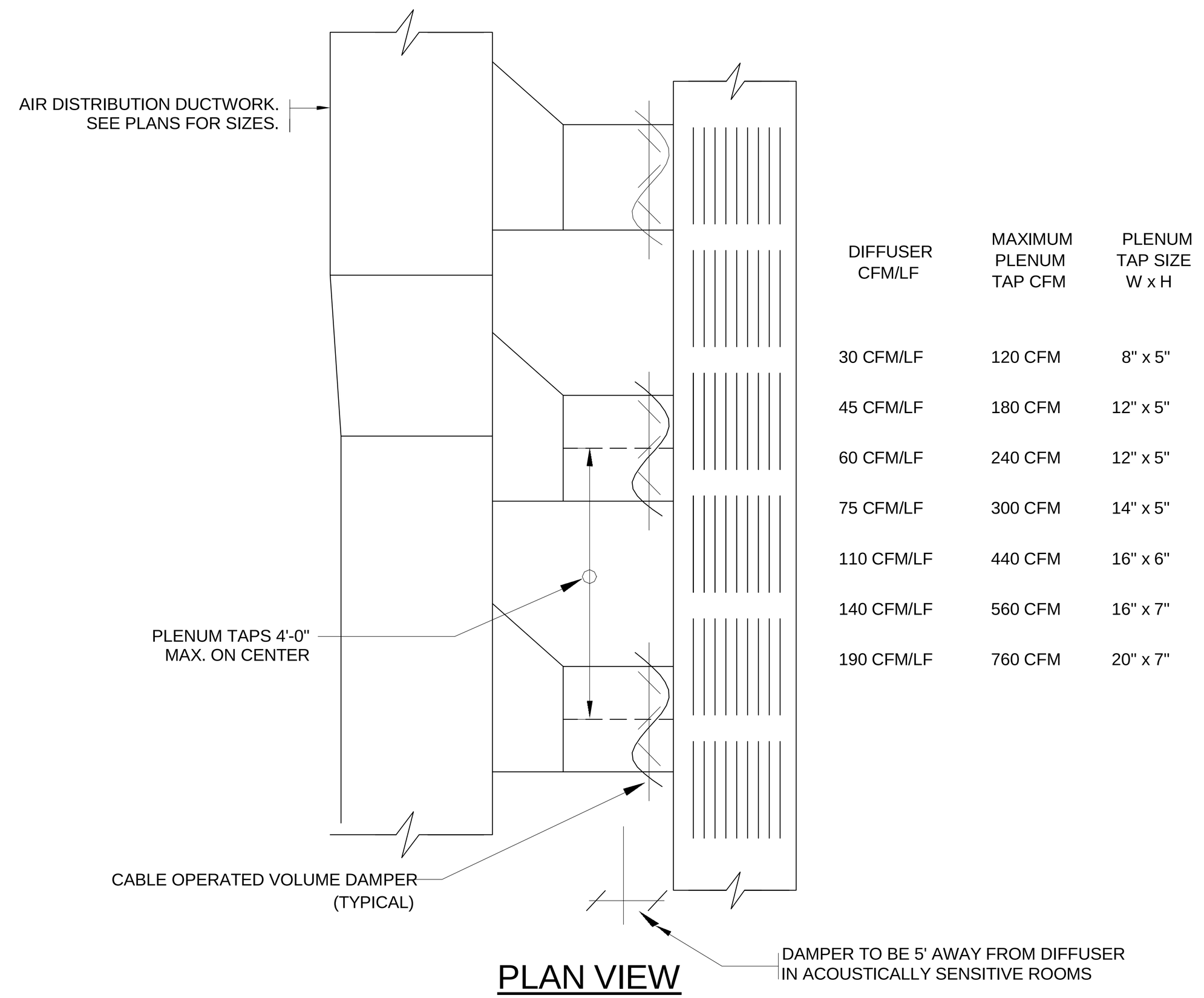

DIFFUSER CFM/LF	MAXIMUM PLENUM TAP CFM	PLENUM TAP SIZE W x H	MINIMUM PLENUM SIZE W x H (INTERIOR CLEAR DIMENSIONS)
30 CFM/LF	120 CFM	8" x 5"	8" x 8"
45 CFM/LF	180 CFM	12" x 5"	10" x 8"
60 CFM/LF	240 CFM	12" x 5"	14" x 9"
75 CFM/LF	300 CFM	14" x 5"	14" x 9"
110 CFM/LF	440 CFM	16" x 6"	16" x 10"
140 CFM/LF	560 CFM	16" x 7"	16" x 11"
190 CFM/LF	760 CFM	20" x 7"	16" x 12"

PLAN VIEW

DETAILS OF LINEAR DIFFUSER INSTALLATION

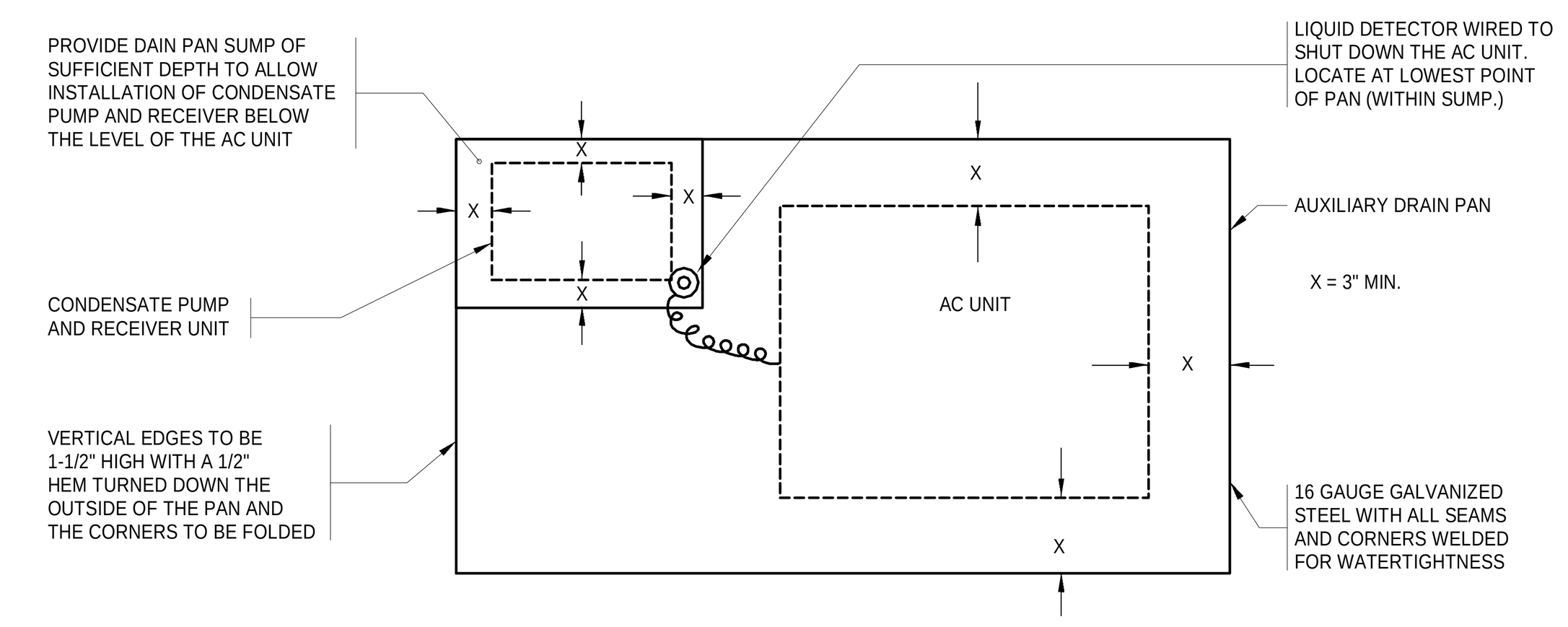

NOTES:

1. THIS DETAIL APPLIES TO AC UNITS WITH SEPARATE CONDENSATE PUMP/RECEIVER UNITS.
2. COORDINATE DIMENSIONS OF DRAIN PAN AND SUMP WITH THE ARRANGEMENT AND INSTALLATION REQUIREMENTS OF THE AC UNIT, PUMP AND PIPING.
3. FOR CEILING INSTALLATIONS, SUPPORT AC UNIT, CONDENSATE PUMP/RECEIVER UNIT, AND DRAIN PAN INDEPENDENTLY FROM STRUCURE OVERHEAD.
4. PROVIDE 3/4" PLUGGED DRAIN AT LOW POINT
5. PROVIDE AUXILIARY CONTACT ON LIQUID DETECTOR FOR INTERFACE WITH THE BUILDING MANAGEMENT SYSTEM WHEN SPECIFIED.

AUXILIARY DRAIN PAN FOR AC UNITS

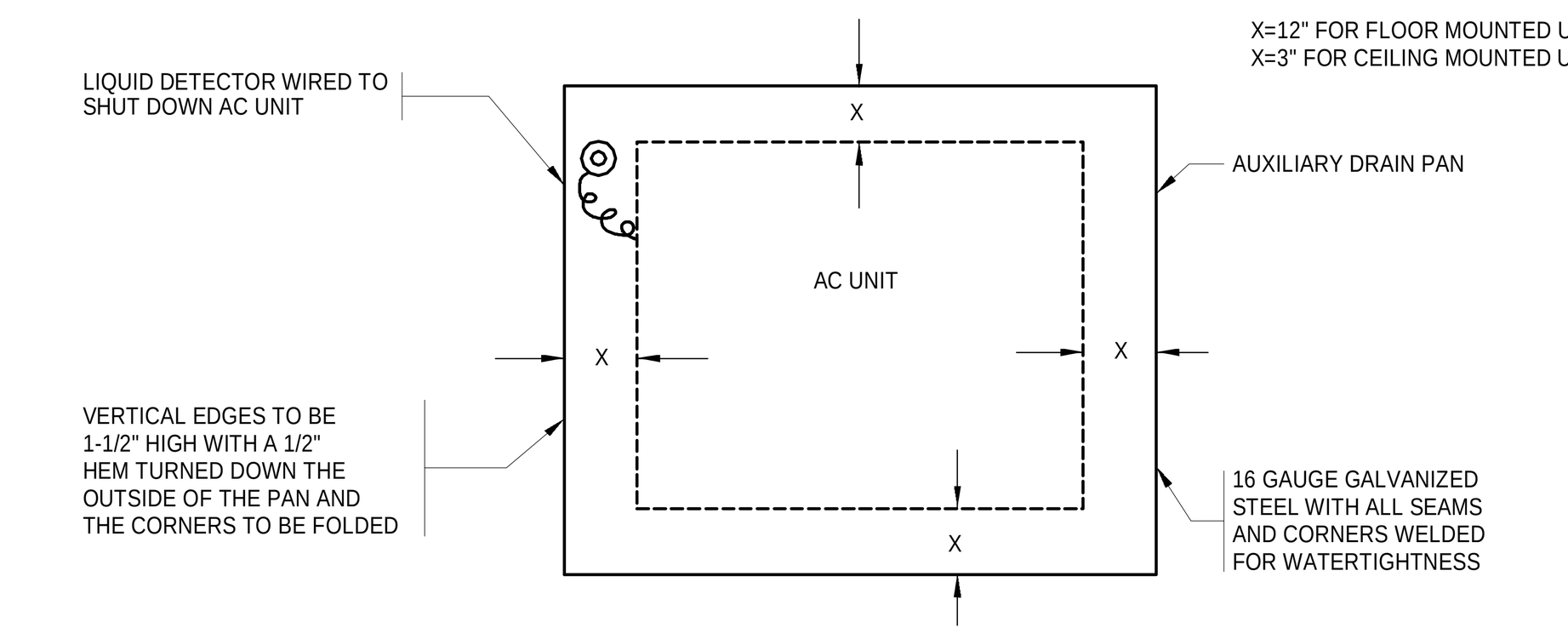

NOTES:

1. THIS DETAIL APPLIES TO:

   - FLOOR MOUNTED OR CEILING HUNG AC UNITS WITH INTEGRAL CONDENSATE DISCHARGE PUMPS.
   - FLOOR MOUNTED OR CEILING HUNG AC UNITS WITH GRAVITY FLOW CONDENSATE DRAIN PIPING.
2. FOR CEILING INSTALLATIONS, SUPPORT AC UNIT AND DRAIN PAN INDEPENDENTLY FROM STRUCTURE OVERHEAD.
3. PITCH DRAIN PAN TO LIQUID DETECTOR. PROVIDE 3/4" PLUGGED DRAIN AT LOW POINT.
4. PROVIDE AUXILIARY CONTACT ON LIQUID DETECTOR FOR INTERFACE WITH THE BUILDING MANAGEMENT SYSTEM WHEN SPECIFIED.

AUXILIARY DRAIN PAN FOR AC UNITS

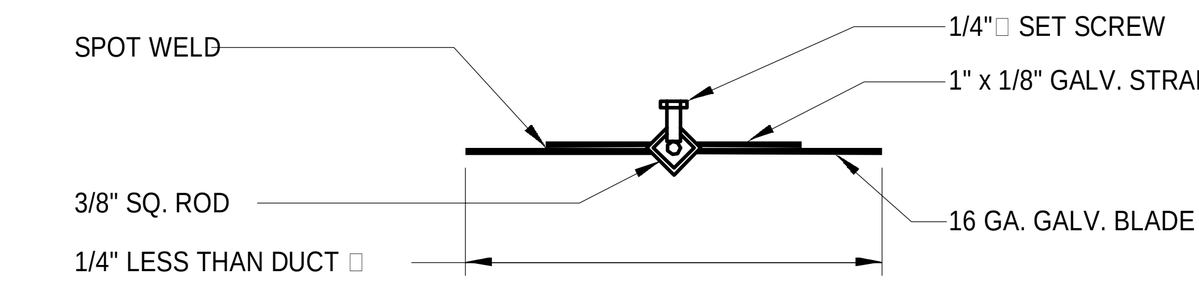

SECTION A-A

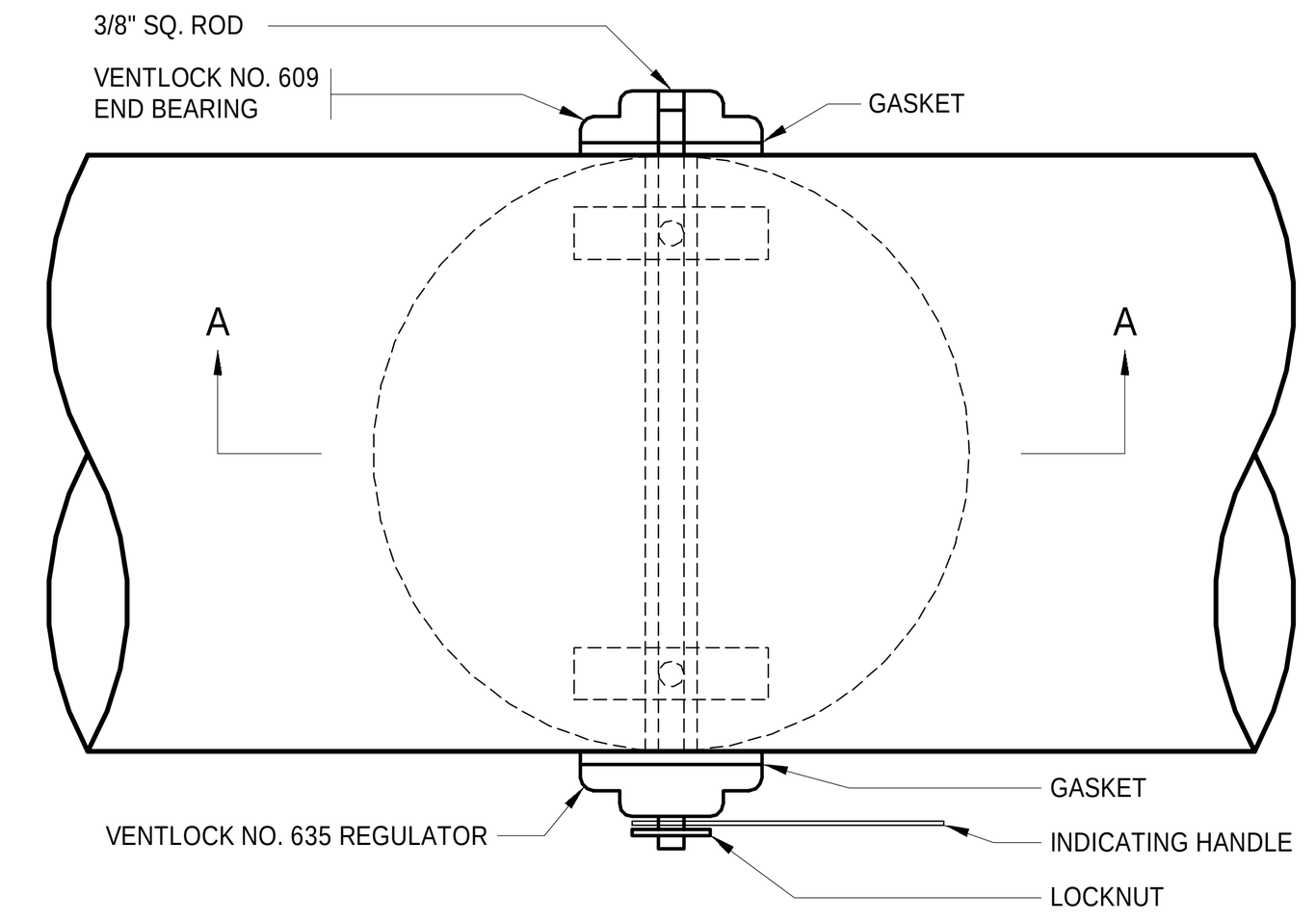

PLAN

ROUND VOLUME DAMPER - UP TO 14 IN. DIAMETER, LOW PRESSURE

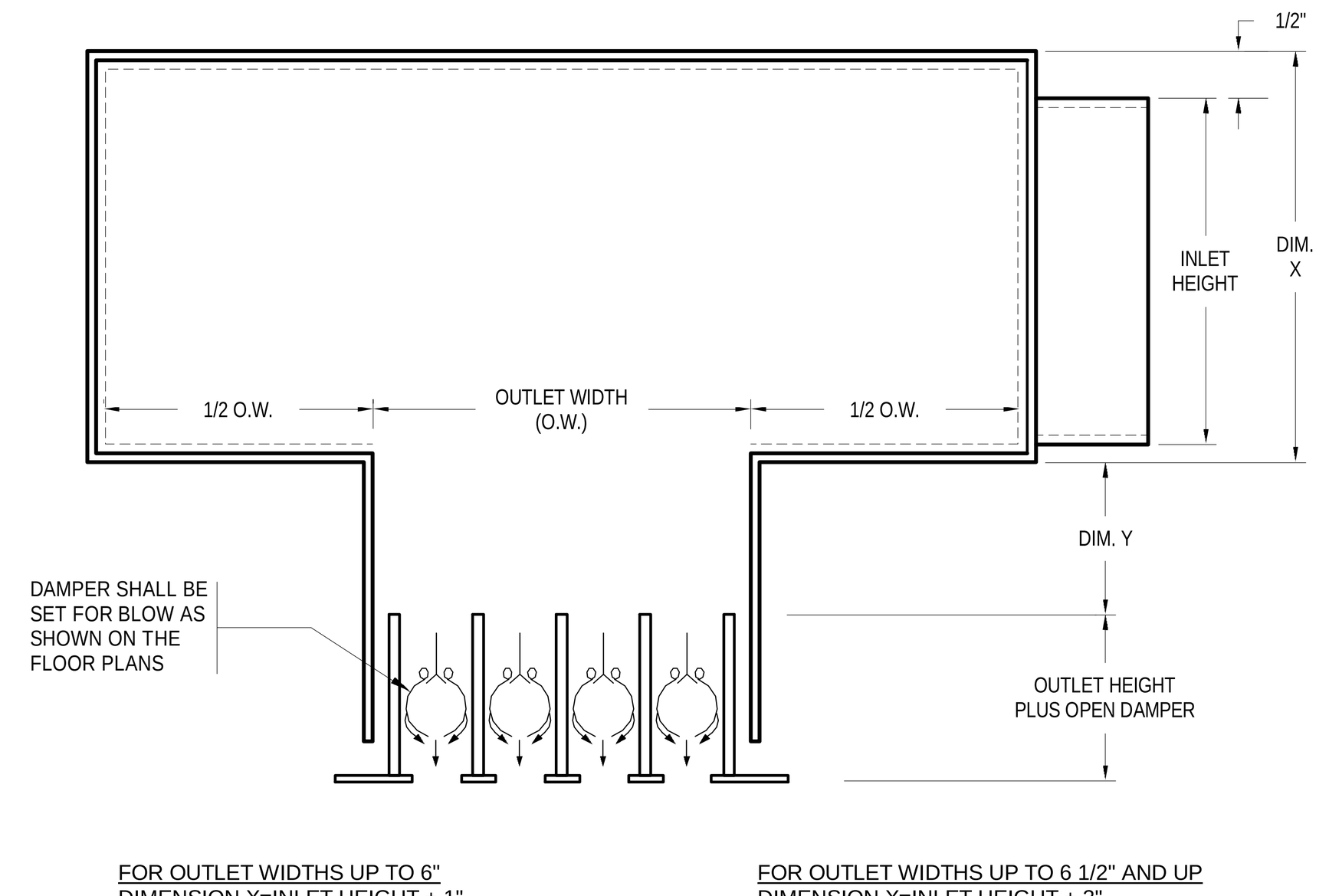

FOR OUTLET WIDTHS UP TO 6"
DIMENSION X=INLET HEIGHT + 1"
DIMENSION Y=1"

FOR OUTLET WIDTHS UP TO 6 1/2" AND UP
DIMENSION X=INLET HEIGHT + 3"
DIMENSION Y=2"

LINEAR DIFFUSER PLENUM DETAIL

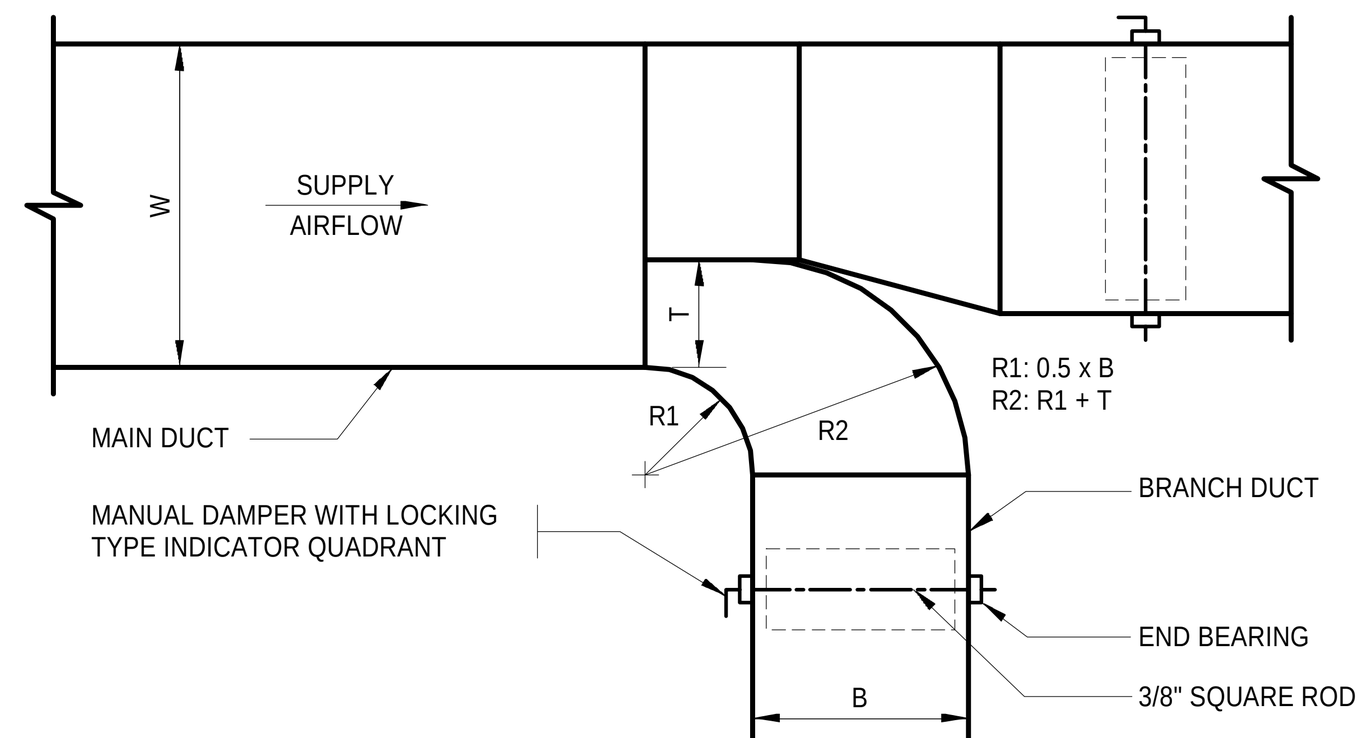

NOTES:

1. FURNISH THIS TYPE CONNECTION WHERE NOTED AND WHEN SINGLE LINE DUCTWORK IS INDICATED AS THIS FOR LOW PRESSURE BRANCHES WITH MORE THAN 700 CFM AND MEDIUM PRESSURE BRANCHES WITH MORE THAN 1,000 CFM.
2. FURNISH THIS TYPE CONNECTION WITHOUT MANUAL DAMPER FOR ALL MEDIUM PRESSURE DUCTWORK BRANCHES.
3. MUST BE USED WHEN W > 36".
4. T = CFM IN B x W, MINIMUM 4 INCHES.
   CFM IN W

RECTANGULAR DUCT BRANCH WITH THROAT & VOLUME DAMPER

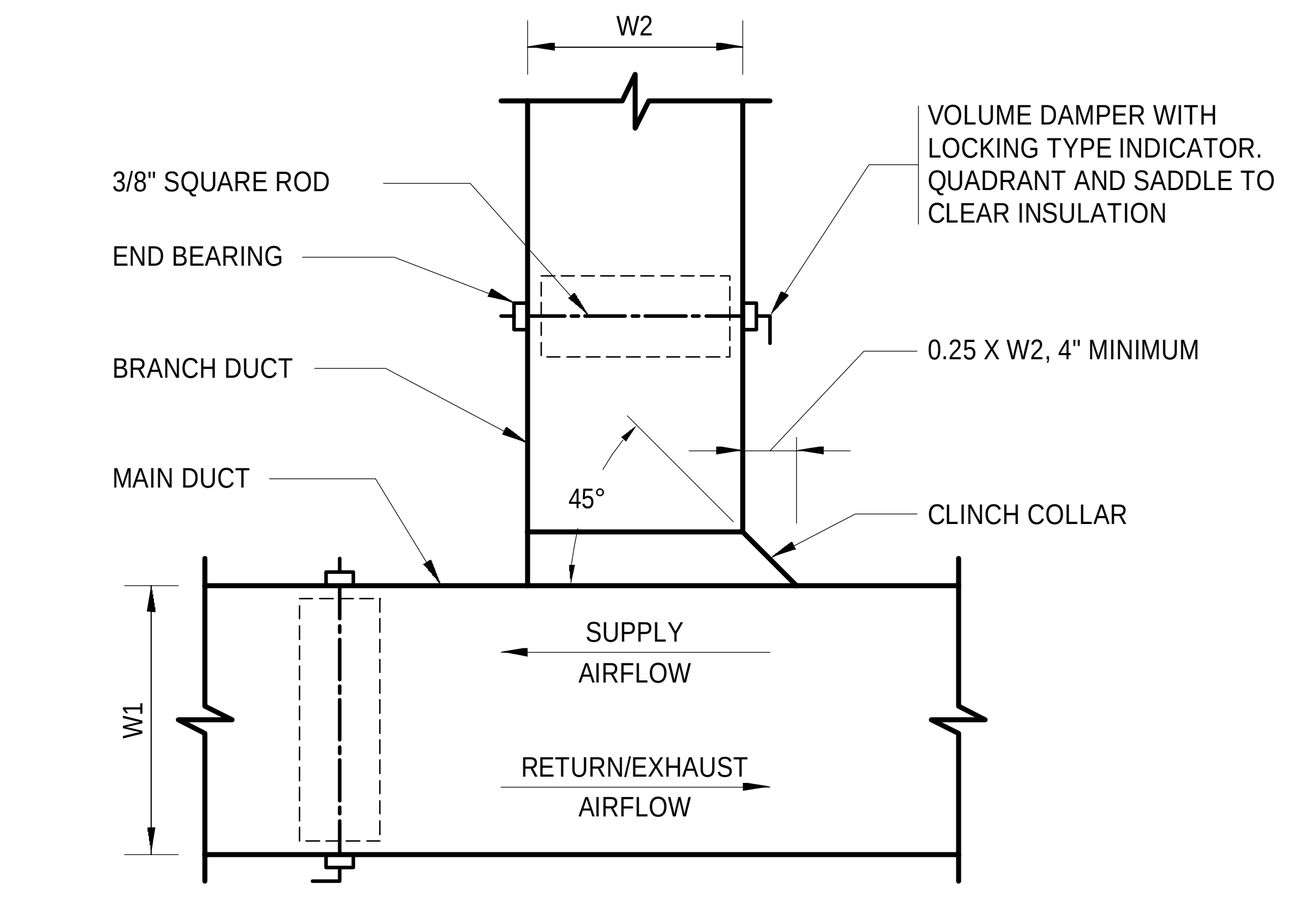

NOTES:

1. FURNISH THIS TYPE CONNECTION WHEN SINGLE LINE DUCTWORK IS INDICATED AS THIS FOR LOW PRESSURE BRANCHES WITH LESS THAN 700 CFM AND MEDIUM PRESSURE BRANCHES WITH LESS THAN 1,000 CFM.
2. NOT TO BE USED AS A SUBSTITUTE FOR AN ELBOW.

RECTANGULAR DUCT ANGULAR TAP WITH VOLUME DAMPER

DEPT OF BLDGS 121328205 Job Number
ES370003879 Scan Code

KEY PLAN:

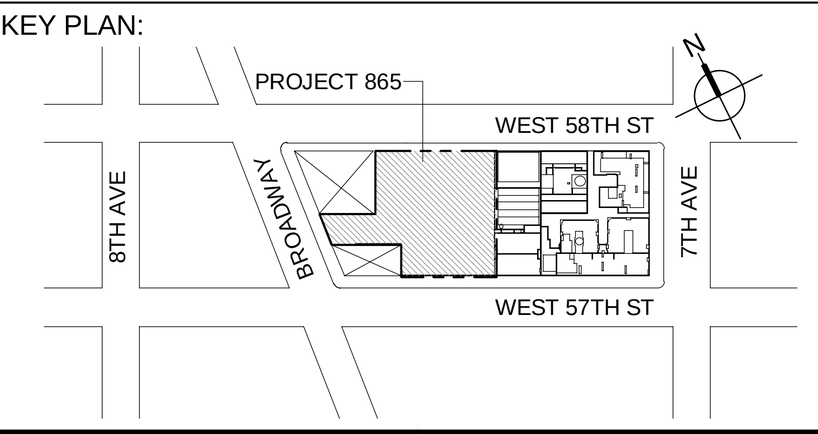

PROJECT NORTH | TRUE NORTH

DEVELOPER:
EXTELL DEVELOPMENT COMPANY
805 THIRD AVENUE, 7TH FLOOR
New York, NY 10022 USA
TEL: 212 712 6000 FAX: 212 712 6100

DESIGN ARCHITECT: Base Building Shell & Core
ADRIAN SMITH + GORDON GILL ARCHITECTURE
111 WEST MONROE STREET SUITE 2300
CHICAGO IL 60603
TEL: 312 920 1888 FAX: 312 920 1775

INTERIOR DESIGNER: Residential
Rottet Architecture and Design Studio, PLLC
298 Fifth Ave, 7th Floor
New York, NY 10001
TEL: 646 998 7000 FAX:

ARCHITECT OF RECORD: Base Building Shell, Core, & Residential
AAI ARCHITECTS, P.C.
401 Wellington St. W., 3rd Floor
Toronto, ON M5V 1E7 Canada
TEL: 416 967 1500 FAX: 416 967 7150

STRUCTURAL ENGINEERS:
WSP CANTOR SEINUK
228 EAST 45th Street
New York, NY 10017 USA
TEL: 212 687 9888 FAX: 646 487 5501

MEP ENGINEERS:
AKF GROUP
One Liberty Plaza, 165 Broadway, 22nd Floor
New York, NY 10006 USA
TEL: 212 354 5656 FAX: 212 354 5668

GEOTECHNICAL ENGINEERS:
Langan Engineering & Environmental Services
21 Penn Plaza - 360 West 31st Street, 8th Floor
New York, NY 10001-2727
TEL: 212 479 5400 FAX: 212 479 5444

CODE CONSULTANTS:
Construction Consulting Associates
100 Church Street
New York, NY 10007
TEL: 212 385 1818 FAX: 212 385 1911

CURTAINWALL CONSULTANT:
AJLP Consulting
40 Worth Street, Suite 826
New York, NY 10013
TEL: 212 757 5659 FAX: 646 219 8508

LANDMARK/PRESERVATION CONSULTANT:
Jan Hird Pokorny Associates, Inc.
39 West 37th Street, 12A
New York, NY 10018
TEL: 212 759 6462 FAX: 212 759 6540

No.	DESCRIPTION	DATE
1	ISSUED FOR SCHEMATIC DESIGN	04 APR 2014
2	ISSUED FOR DESIGN DEVLEOPMENT	01 JUL 2014
3	ISSUED FOR DESIGN DEVLEOPMENT	31 JUL 2014
4	CD PROGRESS ISSUE 1	15 OCT 2014
5	ISSUED FOR BID - MECHANICAL	15 OCT 2014
6	DOB SUBMISSION	19 DEC 2014
7	CD PROGRESS ISSUE 3	09 MAR 2015
8	CD PROGRESS ISSUE 4	01 JUN 2015
9	CD PROGRESS ISSUE 5	10 AUG 2015
10	DOB AMENDMENT 2	18 SEP 2015

0 4' - 0" 8' - 0" 16' - 0"

Discrepancies must be reported immediately to the Architect before proceeding. Only figured dimensions are to be used. Contractors must check all dimensions on site. This drawing is protected by copyright.

ALL DIMENSIONS ARE SHOWN IN IMPERIAL.

CONSULTANT:
AKF
ONE LIBERTY PLAZA, 165 BROADWAY, 22nd FLOOR
NEW YORK, NY 10006
T: 212.354.5656 F: 212.354.5668
Arlington / Boston / Mexico City / Minneapolis / New York
Philadelphia / Princeton / Puebla / Rochester / Stamford

PROJECT:

217 WEST 57TH STREET
NEW YORK, NY

DRAWING TITLE:

MECHANICAL DETAILS

SEAL & SIGNATURE:



DATE:	04/04/14
PROJECT No:	Y130747-000
DRAWN: PHS	REV: 10
CHK: PHS	
SCALE: 12" = 1'-0"	
DWG No: **M-603.01**	
DOB PAGE No: 113 of 116	

DOB EMPLOYEE STAMP: | DOB B-SCAN:

36" x 48" Arch E -SHEET SIZE

FILE NAME: C:\Revit Local Files\Y130747-000-AKF-865_MEP15-CENTRAL_jlangner.rvt
PLOT DATE: 9/19/2015 5:50:55 AM

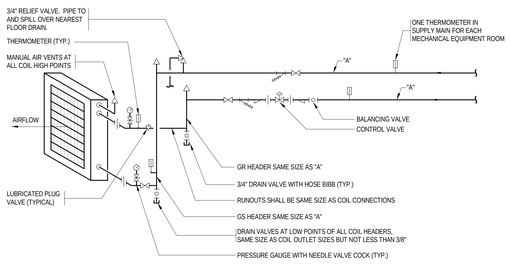

NOTES:

1. LOCATE PIPE UNIONS AND ARRANGE PIPING TO FACILITATE COIL REMOVAL.
2. PROVIDE SIMILAR ARRANGEMENT ON EACH SIDE FOR TWO SECTION WIDE COIL ASSEMBLY.
3. FOR SIZES "A" SEE PLANS AND FLOW DIAGRAMS.
4. ON LINES 2" AND SMALLER, LOCATE THERMOMETER WELL IN PIPE ELBOW.

GLYCOL PRE-HEAT COIL CONNECTIONS ONE HIGH

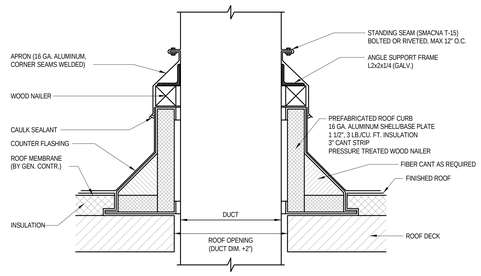

DUCT PENETRATION THROUGH ROOF

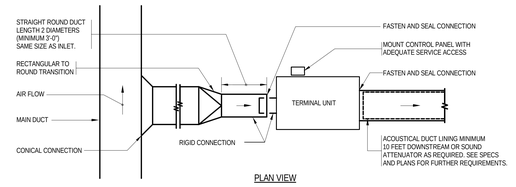

PLAN VIEW

NOTES:

1. THE OPERATION OF VARIABLE VOLUME TERMINAL UNITS ARE AFFECTED BY EXCESSIVE TURBULENCE ON THE ENTERING SIDE OF EACH TERMINAL UNIT THEREFORE, TERMINAL UNITS MUST NOT BE INSTALLED TOO CLOSE TO MAIN DUCTS, ELBOWS AND FITTINGS.
2. WHEN MINIMUM UPSTREAM STRAIGHT DUCT CONNECTION TO TERMINALS AS INDICATED ABOVE CANNOT BE MAINTAINED, PROVIDE ORIFICE PLATE, STRAIGHTENING VANES OR OTHER DEVICE AS RECOMMENDED BY TERMINAL UNIT MANUFACTURER AND SUBMIT TO ENGINEER FOR REVIEW PRIOR TO INSTALLATION.
3. MANUFACTURER OF TERMINAL UNIT SHALL PROVIDE CONTROLS ON LEFT OR RIGHT SIDE AS REQUIRED BY FIELD CONDITIONS.
4. ARRANGE ACCESS TO PERMIT EASY FIELD BALANCE AND MAINTENANCE OF TERMINAL UNIT.

TERMINAL UNIT INSTALLATION (CAV OR VAV)

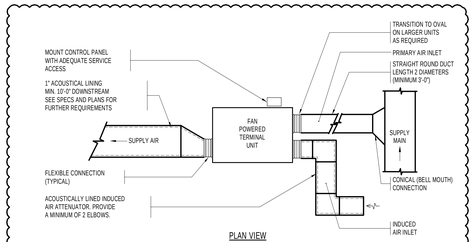

PLAN VIEW

NOTES:

1. ALL UNITS TO BE PROVIDED WITH VIBRATION ISOLATORS AND TO BE SUPPORTED FROM SLAB OR STRUCTURAL STEEL.
2. INSTALL TERMINAL UNITS CLEAR OF LIGHTS FOR ACCESS.
3. SEE HVAC EQUIPMENT HANGING DETAIL FOR SUPPORT.

FAN POWERED TERMINAL UNIT DETAIL

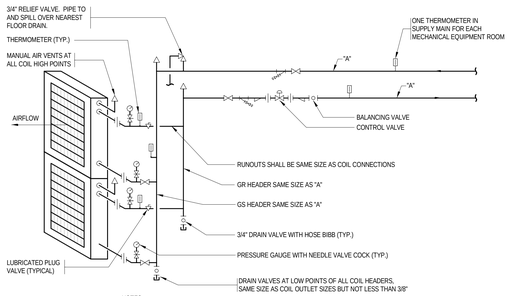

NOTES:

1. LOCATE PIPE UNIONS AND ARRANGE PIPING TO FACILITATE COIL REMOVAL.
2. PROVIDE SIMILAR ARRANGEMENT ON EACH SIDE FOR TWO SECTION WIDE COIL ASSEMBLY.
3. FOR SIZES "A" SEE PLANS AND FLOW DIAGRAMS.
4. ON LINES 2" AND SMALLER, LOCATE THERMOMETER WELL IN PIPE ELBOW.

GLYCOL PRE-HEAT COIL CONNECTIONS

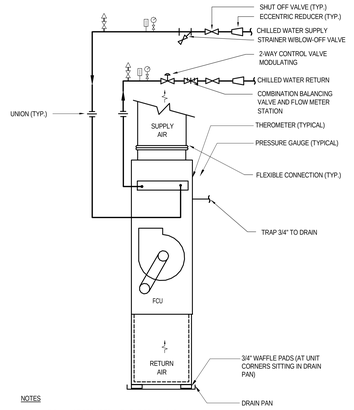

NOTES

EACH UNIT SHALL BE PROVIDED WITH THE FOLLOWING:

1. UNITED MOUNTED 2-WAY MOTORIZED FLOW VALVES. UPON UNIT SHUT DOWN, MOTORIZED VALVES SHALL SHUT OFF. MANUFACTURER SHALL BE ERIE OR APPROVED EQUAL.
2. (1) AUTOMATIC PRESSURE COMPENSATED FLOW LIMITER. MANUFACTURER SHALL BE HAYS OR APPROVED EQUAL.
3. (2) MANUAL BALANCE VALVES AT TOP SUPPLY AND RETURN PIPES.
4. PROVIDE CONDENSATE SHUTDOWN SENSOR WITH FCU UNIT.

VERTICAL FAN COIL UNIT PIPING DETAIL

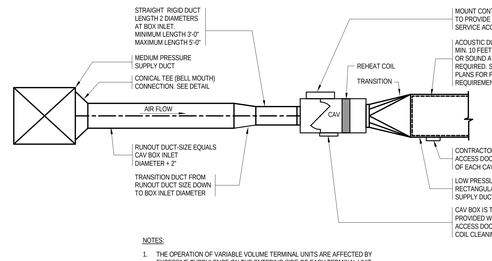

NOTES:

1. THE OPERATION OF VARIABLE VOLUME TERMINAL UNITS ARE AFFECTED BY EXCESSIVE TURBULENCE ON THE ENTERING SIDE OF EACH TERMINAL UNIT THEREFORE, TERMINAL UNITS MUST NOT BE INSTALLED TOO CLOSE TO MAIN DUCTS, ELBOWS AND FITTINGS.
2. WHEN MINIMUM UPSTREAM STRAIGHT DUCT CONNECTION TO TERMINALS AS INDICATED ABOVE CANNOT BE MAINTAINED, PROVIDE ORIFICE PLATE, STRAIGHTENING VANES OR OTHER DEVICE AS RECOMMENDED BY TERMINAL UNIT MANUFACTURER AND SUBMIT TO ENGINEER FOR REVIEW PRIOR TO INSTALLATION.
3. MANUFACTURER OF TERMINAL UNIT SHALL PROVIDE CONTROLS ON LEFT OR RIGHT SIDE AS REQUIRED BY FIELD CONDITIONS.
4. ARRANGE ACCESS TO PERMIT EASY FIELD BALANCE AND MAINTENANCE OF TERMINAL UNIT.

TERMINAL REHEAT BOX CONNECTIONS (CAV OR VAV)

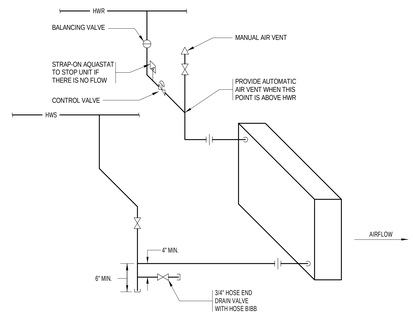

HOT WATER UNIT HEATER PIPING

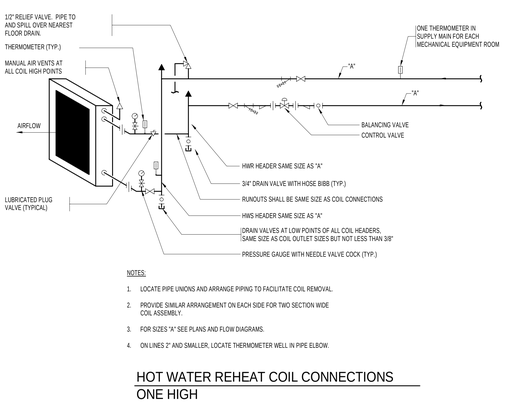

NOTES:

1. LOCATE PIPE UNIONS AND ARRANGE PIPING TO FACILITATE COIL REMOVAL.
2. PROVIDE SIMILAR ARRANGEMENT ON EACH SIDE FOR TWO SECTION WIDE COIL ASSEMBLY.
3. FOR SIZES "A" SEE PLANS AND FLOW DIAGRAMS.
4. ON LINES 2" AND SMALLER, LOCATE THERMOMETER WELL IN PIPE ELBOW.

HOT WATER REHEAT COIL CONNECTIONS ONE HIGH

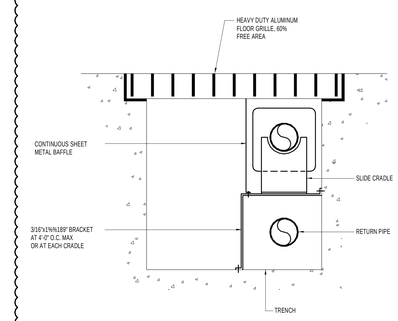

FLOOR RECESSED RADIATION

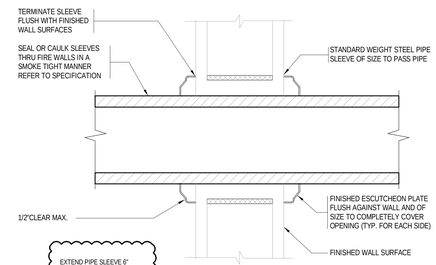

TYPICAL DETAIL OF PIPE THRU RATED WALL

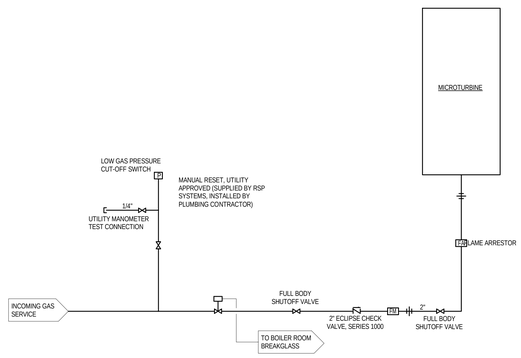

MICROTURBINE FUEL TRAIN DETAIL (PROVIDED BY MANUFACTURER)

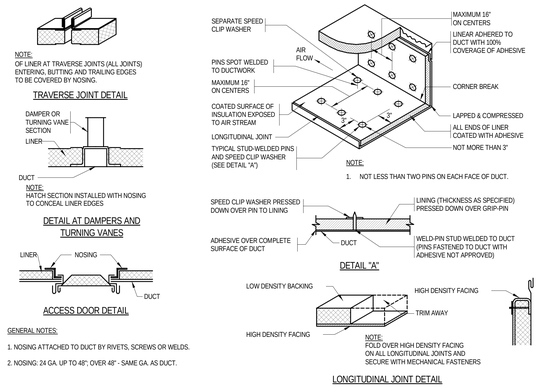

GENERAL NOTES:

1. NOSING ATTACHED TO DUCT BY RIVETS, SCREWS OR WELDS.
2. NOSING: 24 GA. UP TO 48"; OVER 48" - SAME GA. AS DUCT.

SOUND LINING INSTALLATION AND NOSING DETAIL

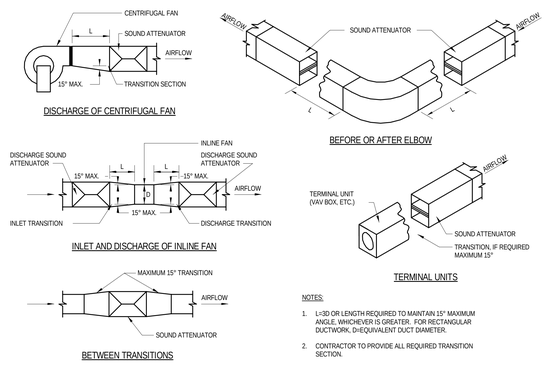

NOTES:

1. L=3D OR LENGTH REQUIRED TO MAINTAIN 15° MAXIMUM ANGLE, WHICHEVER IS GREATER. FOR RECTANGULAR DUCTWORK, D=EQUIVALENT DUCT DIAMETER.
2. CONTRACTOR TO PROVIDE ALL REQUIRED TRANSITION SECTION.

SOUND ATTENUATOR INSTALLATION DETAILS

CONTROL VALVE SCHEDULE:
VALVE 1A - MODULATING VALVE FOR MINIMUM FLOW LIMITED BY FLOW METER MAXIMUM SET POINT.
VALVE 1B - MODULATING VALVE FOR MAXIMUM FLOW LIMITED BY FLOW METER MAXIMUM SET POINT.
TWO CONTROL VALVES (1A AND 1B IN PARALLEL) REQUIRED ON FLOORS 46 AND 67 ONLY.
ONE CONTROL VALVE IN PLACE OF 1A AND 1B MAY BE USED ON FLOORS 7, 11, AND 27.
VALVE 2 - TWO POSITION VALVE, GENERALLY CLOSED IN SUMMER MODE AND OPEN IN WINTER MODE.
VALVE 3 - MODULATING VALVE TO CHOKE FLOW TO MEET FLOW METER SET POINT.

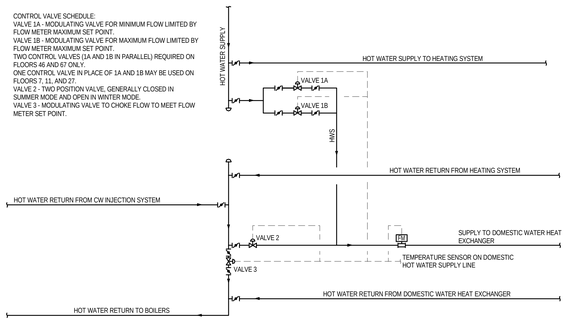

MECHANICAL CONTROL VALVE INSTALLATION FOR DOMESTIC HOT WATER HEAT EXCHANGERS

KEY PLAN:

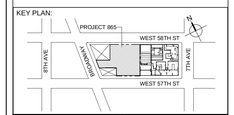

PROJECT NORTH | TRUE NORTH

DEVELOPER:
EXTELL DEVELOPMENT COMPANY
805 THIRD AVENUE, 7TH FLOOR
New York, NY 10022 USA
TEL: 212 712 6000 FAX: 212 712 6100

DESIGN ARCHITECT: Base Building Shell & Core
ADRIAN SMITH + GORDON GILL ARCHITECTURE
111 WEST MONROE STREET SUITE 2300
CHICAGO IL 60603
TEL: 312 920 1888 FAX: 312 920 1775

INTERIOR DESIGNER: Residential
Rottet Architecture and Design Studio, PLLC
298 Fifth Ave, 7th Floor
New York, NY 10001
TEL: 646 998 7000 FAX:

ARCHITECT OF RECORD:Base Building Shell, Core, & Residential
AAI ARCHITECTS, P.C.
401 Wellington St. W., 3rd Floor
Toronto, ON M5V 1E7 Canada
TEL: 416 967 1500 FAX: 646 967 7150

STRUCTURAL ENGINEERS:
WSP CANTOR SEINUK
228 EAST 45th Street
New York, NY 10017 USA
TEL: 212 687 9888 FAX: 646 487 5501

MEP ENGINEERS:
AKF GROUP
One Liberty Plaza, 165 Broadway, 22nd Floor
New York, NY 10006 USA
TEL: 212 354 5656 FAX: 212 354 5668

GEOTECHNICAL ENGINEERS:
Langan Engineering & Environmental Services
21 Penn Plaza - 360 West 31st Street, 8th Floor
New York, NY 10001-2727
TEL: 212 479 5400 FAX: 212 479 5444

CODE CONSULTANTS:
Construction Consulting Associates
100 Church Street
New York, NY 10007
TEL: 212 385 1818 FAX: 212 385 1911

CURTAINWALL CONSULTANT:
AJLP Consulting
40 Worth Street, Suite 826
New York, NY 10013
TEL: 212 757 5659 FAX: 646 219 8508

LANDMARK/PRESERVATION CONSULTANT:
Jan Hird Pokorny Associates, Inc.
39 West 37th Street, 12A
New York, NY 10018
TEL: 212 759 6462 FAX: 212 759 6540

No.	DESCRIPTION	DATE
1	ISSUED FOR SCHEMATIC DESIGN	04 APR 2014
2	ISSUED FOR DESIGN DEVELOPMENT	01 JUL 2014
3	ISSUED FOR DESIGN DEVELOPMENT	31 JUL 2014
4	CD PROGRESS ISSUE 1	15 OCT 2014
5	ISSUED FOR BID - MECHANICAL	15 OCT 2014
6	DOB SUBMISSION	19 DEC 2014
7	CD PROGRESS ISSUE 3	09 MAR 2015
8	CD PROGRESS ISSUE 5	10 AUG 2015
9	DOB AMENDMENT 2	18 SEP 2015

0 4'-0" 8'-0" 16'-0"

Discrepancies must be reported immediately to the Architect before proceeding. Only figured dimensions are to be used. Contractors must check all dimensions on site. This drawing is protected by copyright.

ALL DIMENSIONS ARE SHOWN IN IMPERIAL.

CONSULTANT:
AKF
ONE LIBERTY PLAZA, 165 BROADWAY, 22nd FLOOR
NEW YORK, NY 10006
T: 212.354.5656 F: 212.354.5668
Arlington / Boston / Mexico City / Minneapolis / New York
Philadelphia / Princeton / Puebla / Rochester / Southfield

PROJECT:
217 WEST 57TH STREET
NEW YORK, NY

DRAWING TITLE:
MECHANICAL DETAILS

SEAL & SIGNATURE:

DATE:	04/04/14
PROJECT No:	Y130747-000
DRAWN: PHS	REV: 9
CHK: PHS	
SCALE: 12" = 1'-0"	
DWG No:	M-605.01
DOB PAGE No: 115 of 116	

DOB EMPLOYEE STAMP: DOB B-SCAN:

36" x 48" Arch E - SHEET SIZE
FILE NAME: C:\Bim\Local Files\Y130747-000-AKF-865_MEP15-CENTRAL_jlangner.rvt
PLOT DATE: 9/19/2015 5:51:08 AM

DEPT OF BLDGS 121328205 Job Number
ES144628690 Scan Code

36" x 48" Arch E -SHEET SIZE

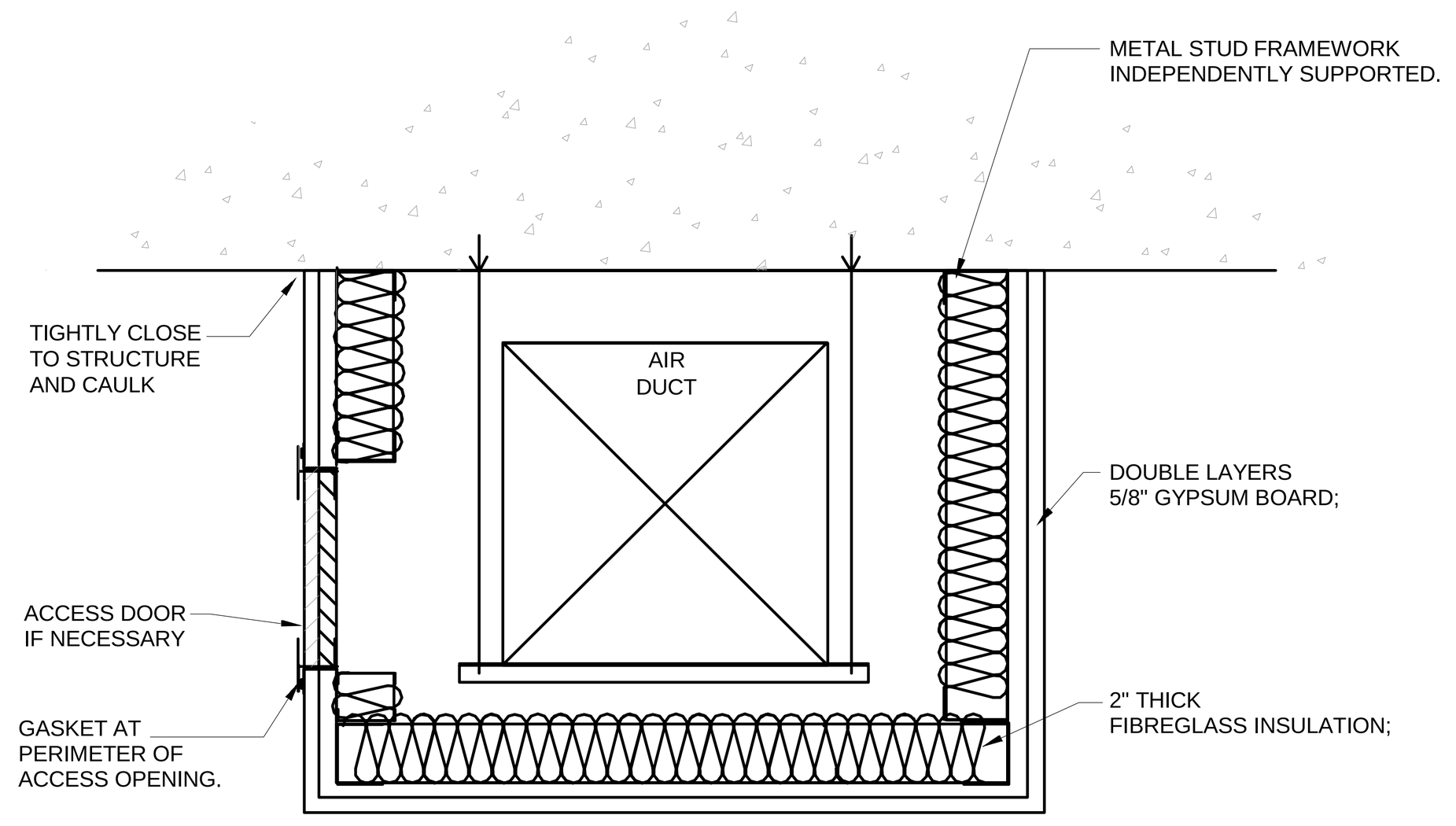

SECTION VIEW

NOTES:

1. ENCLOSURE SHALL MAKE NO RIGID CONTACT WITH DUCTWORK
2. REFER TO ACOUSTC CONSULTANTS REQUIREMENTS FOR APPLICATION

ACOUSTIC SHEETMETAL DUCT ENCLOUSRE

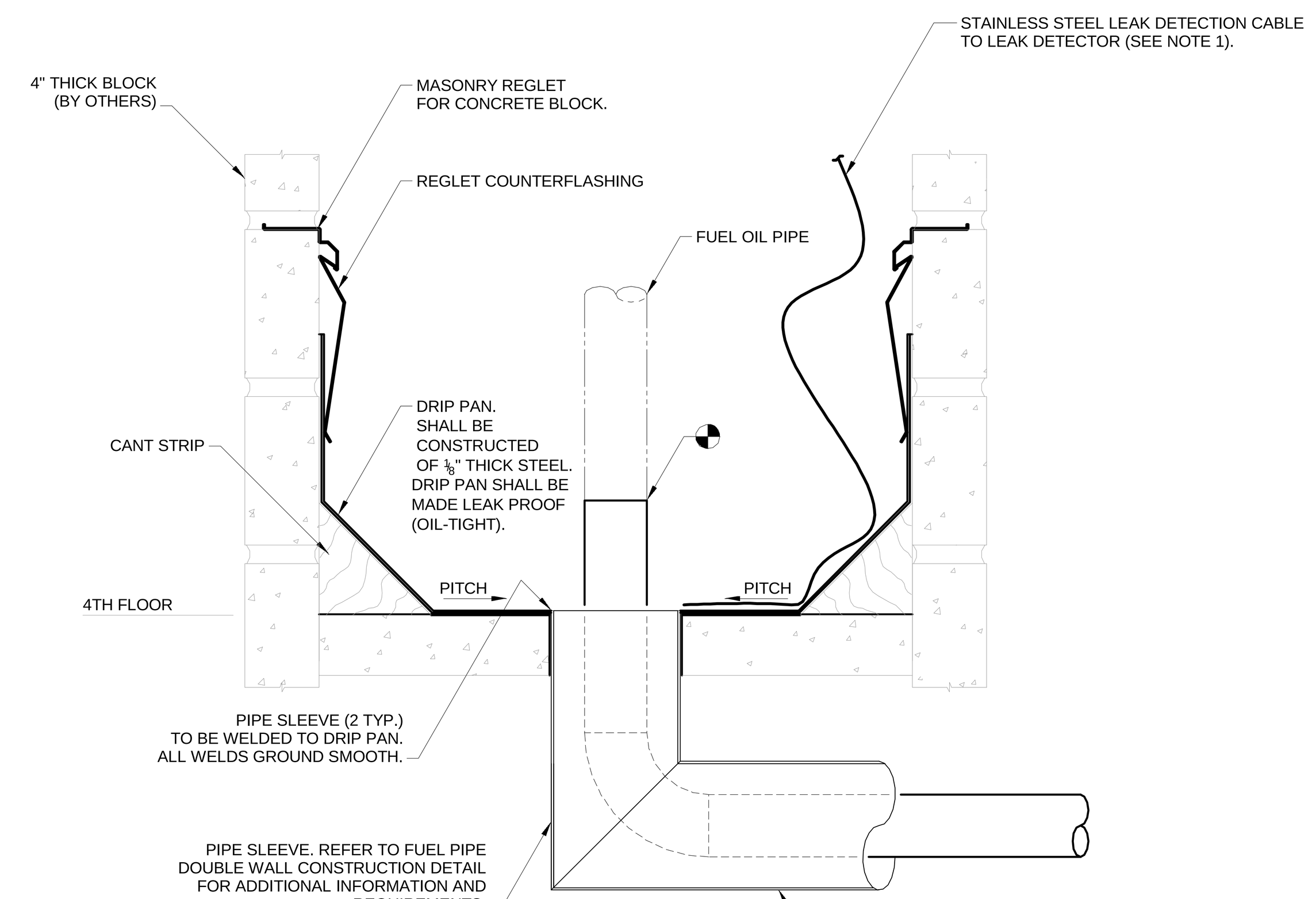

NOTES:

1. FURNISH AND INSTALL LEAK DETECTOR AT BASE OF SHAFT AND AROUND FUEL OIL PIPE ANNULAR SPACE. LEAK DETECTOR SHALL BE MOUNTED ON STAIRWELL SIDE OF MASONRY SHAFT WALL AND PROTECTED FROM DAMAGE WITH GUARD. COORDINATE EXACT LOCATION FOR MOUNTING IN FIELD. LEAK DETECTOR SHALL BE PREFERRED UTILITIES, MODEL HD-A1.

FUEL OIL DRIP PAN DETAIL

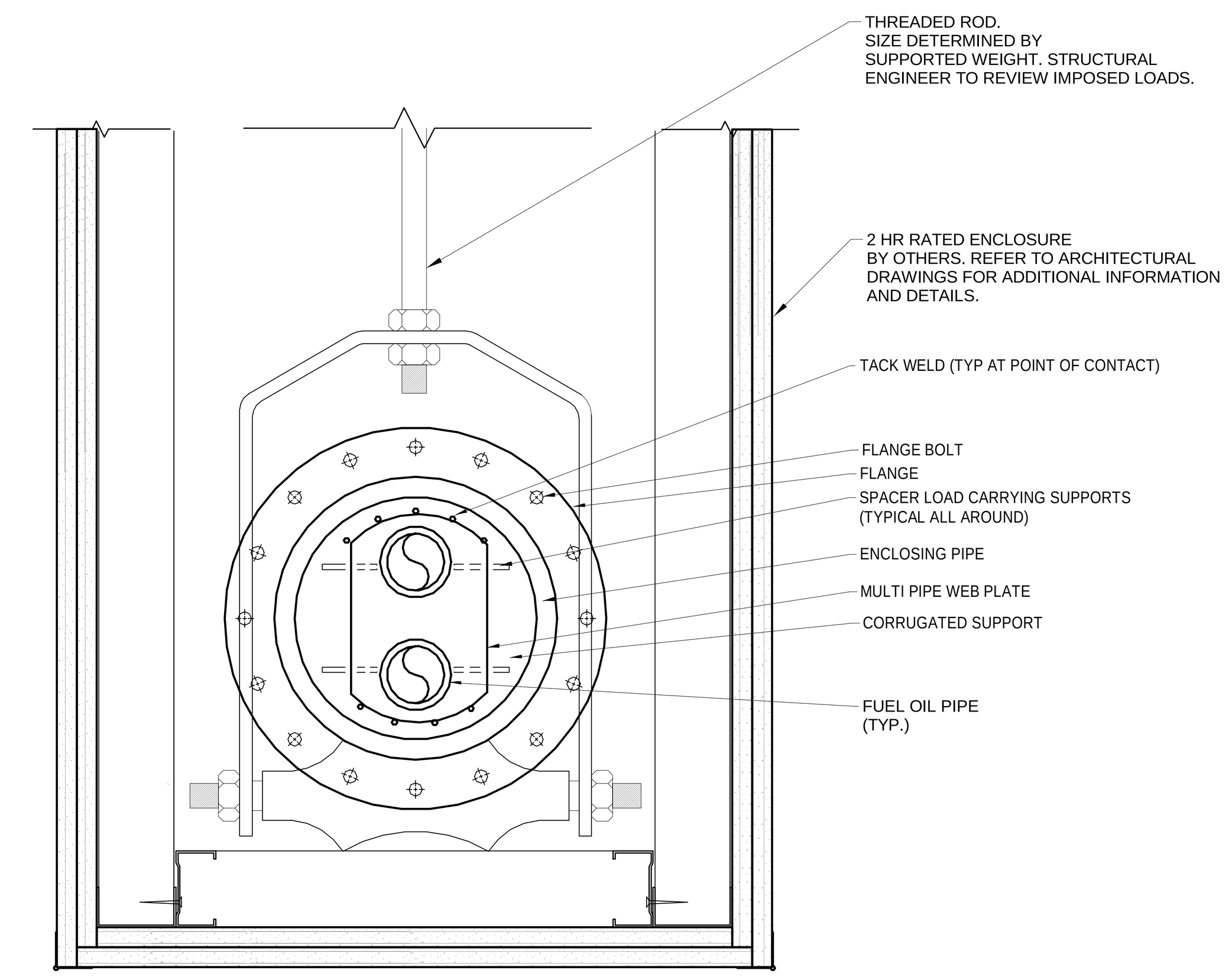

FUEL OIL PIPE ENCLOSURE DETAIL

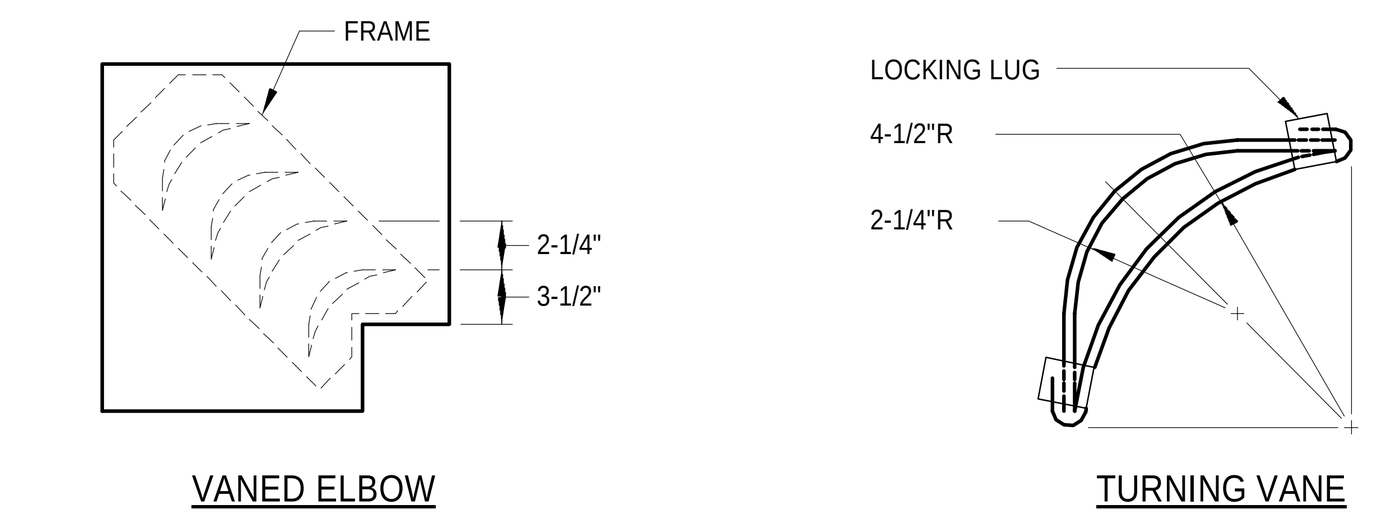

NOTES:

1. LOCKING LUGS INTERNAL WITH VANE
2. MAXIMUM UNSUPPORTED VANE LENGTH 48"
3. FRAMES - BOLTED OR RIVETED TO ELBOW
4. VANES AND FRAMES - SAME GAUGE AS ELBOW

DOUBLE THICKNESS TURNING VANES FOR SQUARE ELBOWS

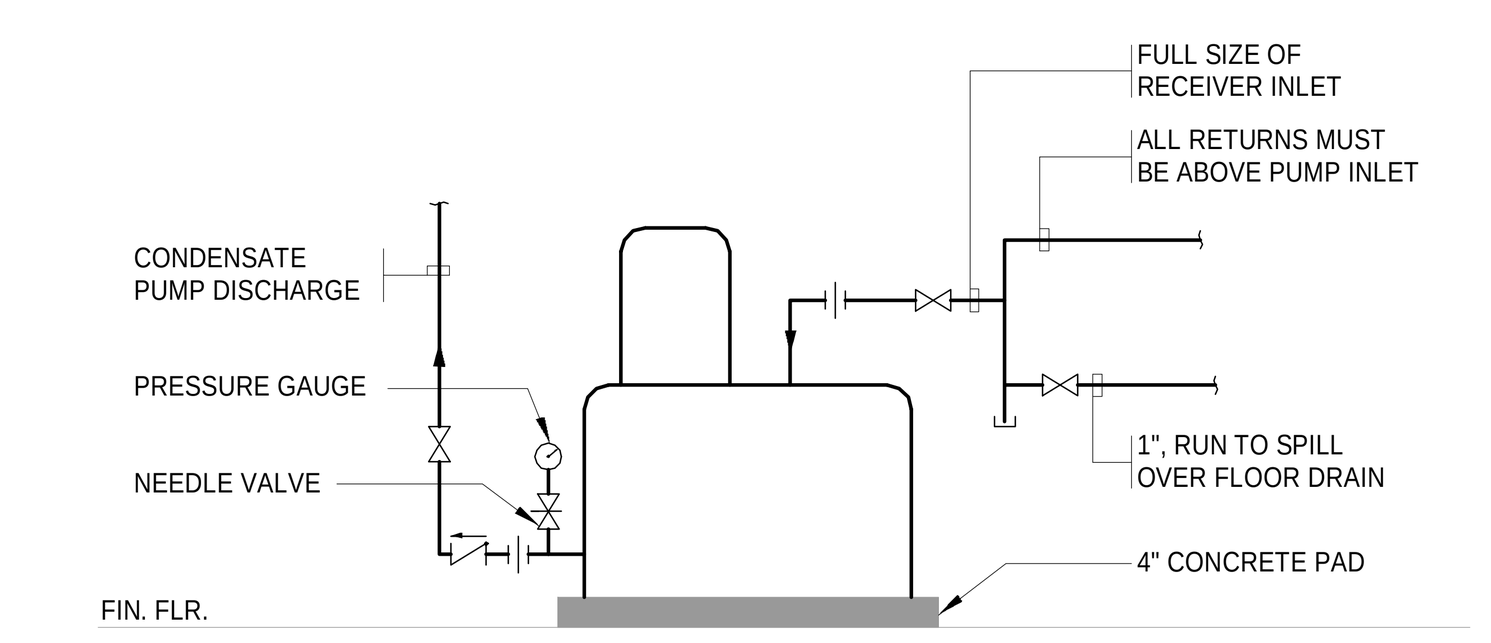

CONDENSATE DRAIN PUMP PIPING FOR COOLING COIL DRAIN PAN

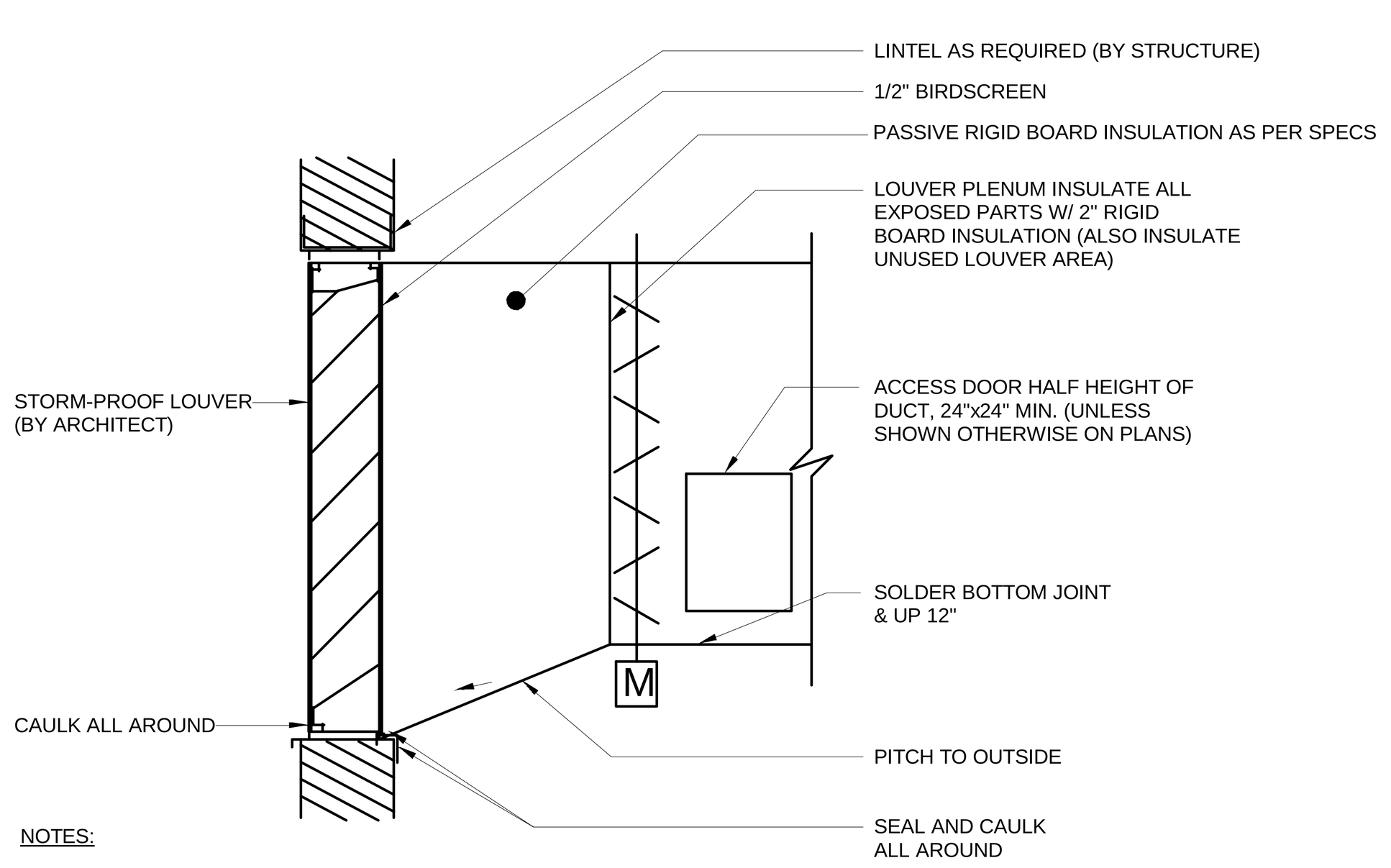

NOTES:

1. G.C. TO PROVIDE ALL REQUIRED STEEL TO SUPPORT LOUVER IN WINDOW OPENING.
2. REFER TO ARCHITECT FOR LOUVER SPECS.

LOUVER CONNECTION

NOTES:

1. HUMIDIFIER DUCT SECTION TO BE STAINLESS STEEL DUCTWORK 24" IN FRONT AND BACK.
2. PROVIDE DIELECTRIC FLANGE AND GASKET BETWEEN DIFFERENT DUCT MATERIALS.
3. PROVIDE MIN. 12x12 ACCESS DOOR FOR HUMIDIFIER DISPERSION TUBE/S.

(1) CONNECTION POINT TO HUMIDIFIER

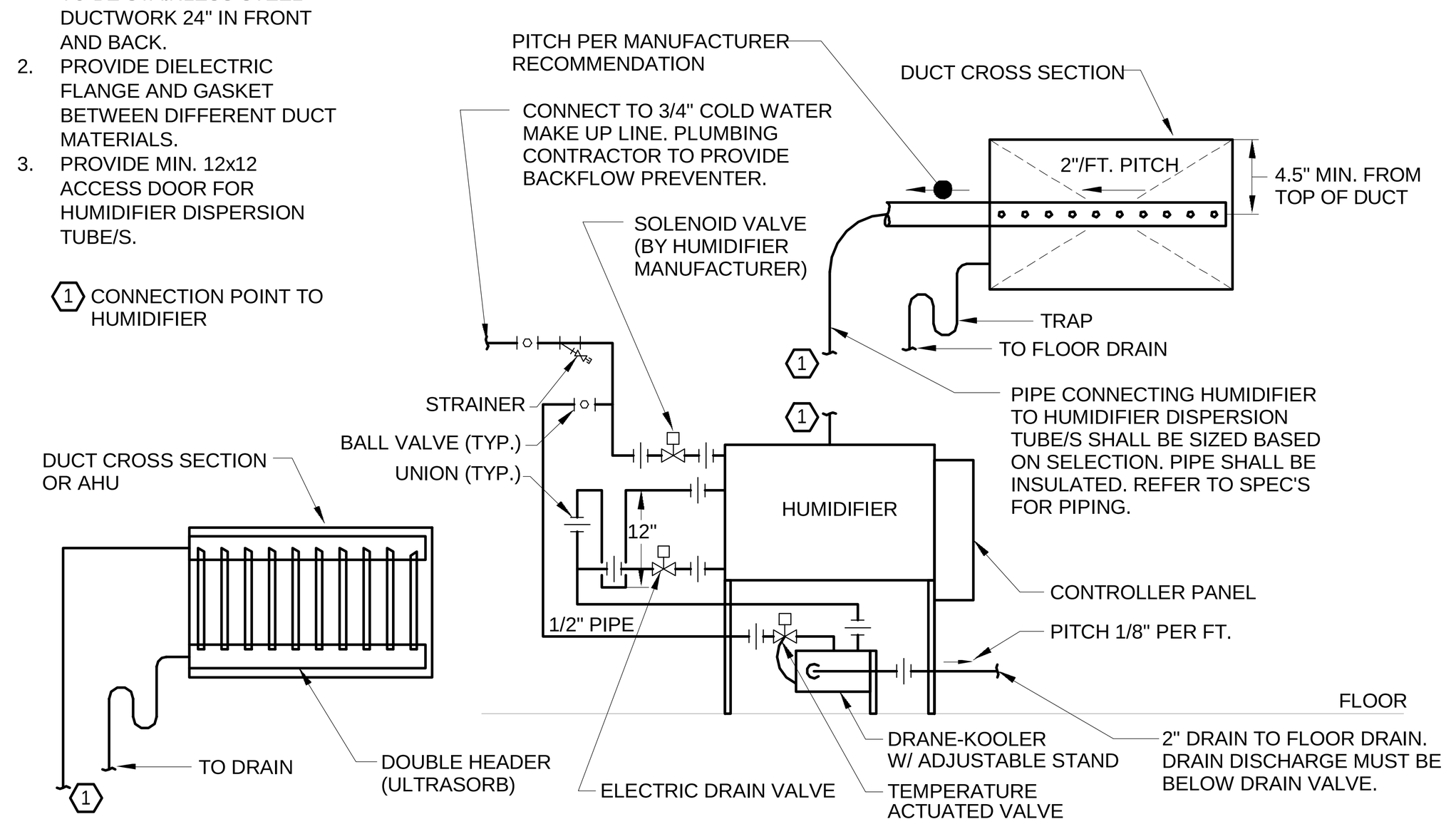

ELECTRIC TO STEAM - HUMIDIFIER HOOKUP DETAIL

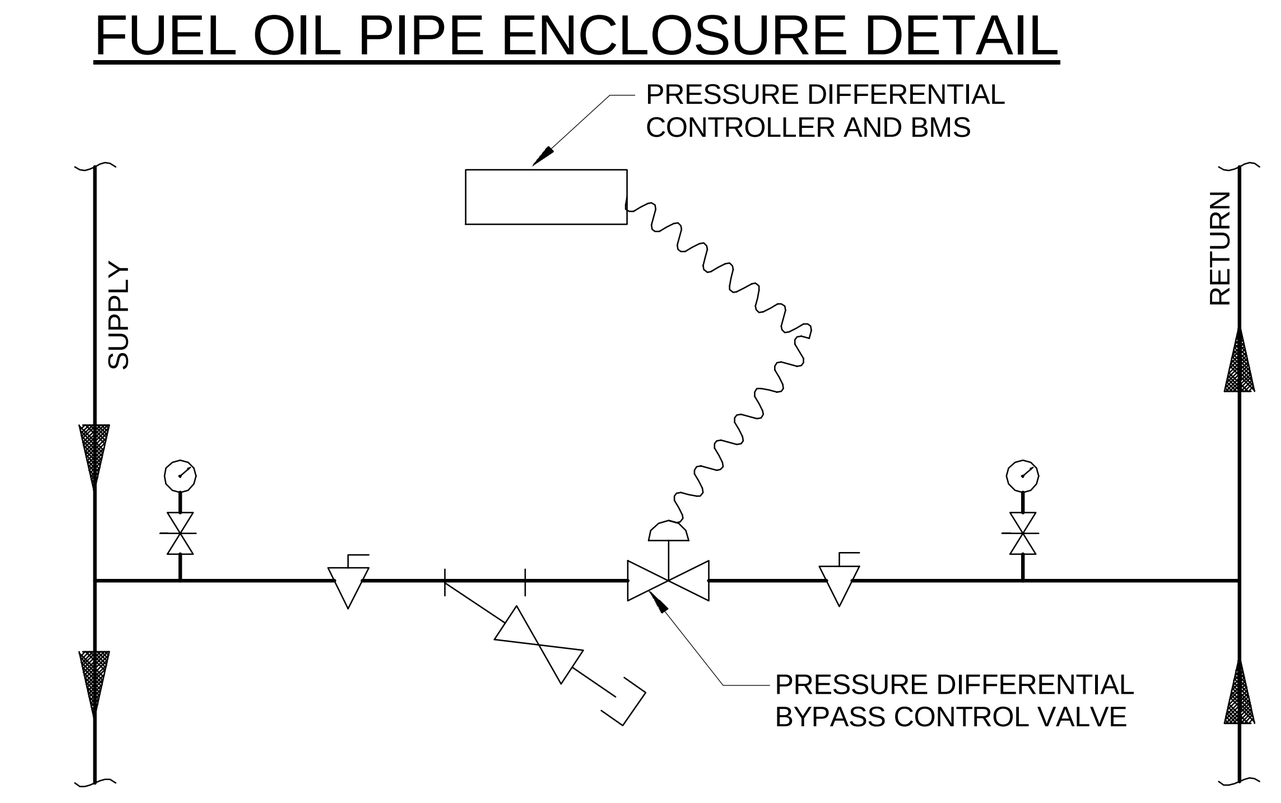

DIFFERENTIAL PRESSURE BYPASS CONTROL

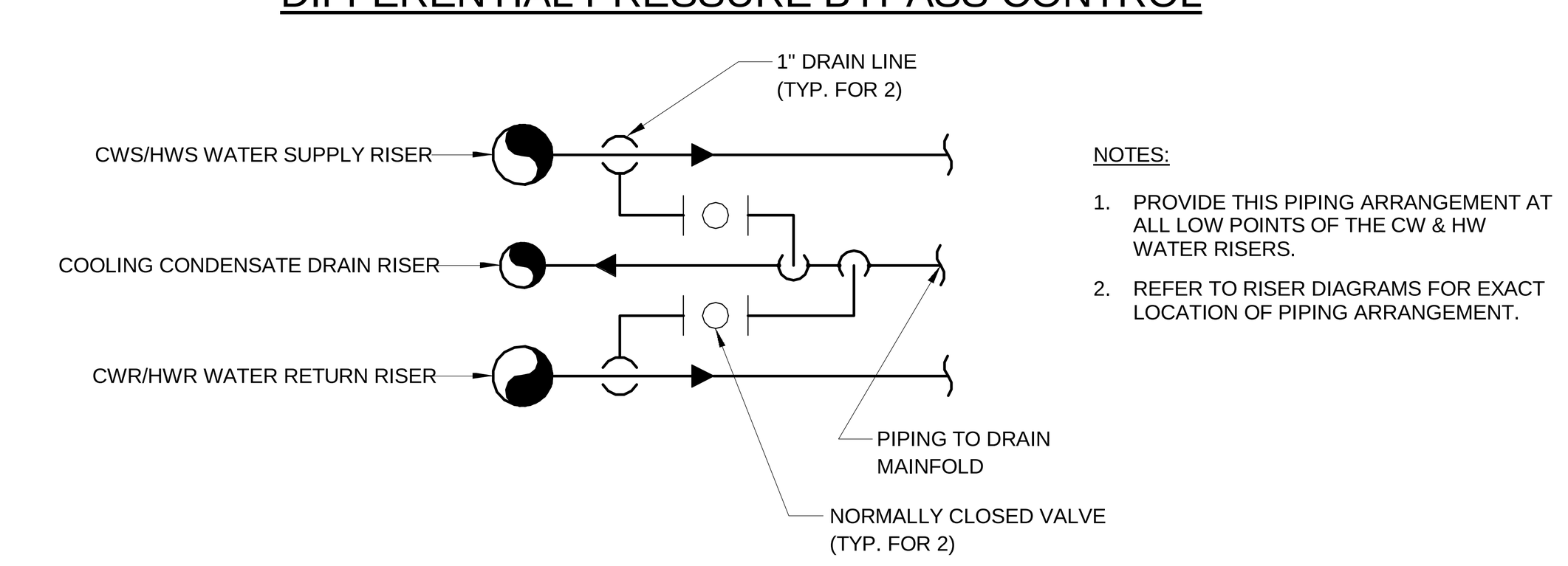

NOTES:

1. PROVIDE THIS PIPING ARRANGEMENT AT ALL LOW POINTS OF THE CW & HW WATER RISERS.
2. REFER TO RISER DIAGRAMS FOR EXACT LOCATION OF PIPING ARRANGEMENT.

HOT WATER RISER & CONDENSER WATER RISER DRAIN DETAIL

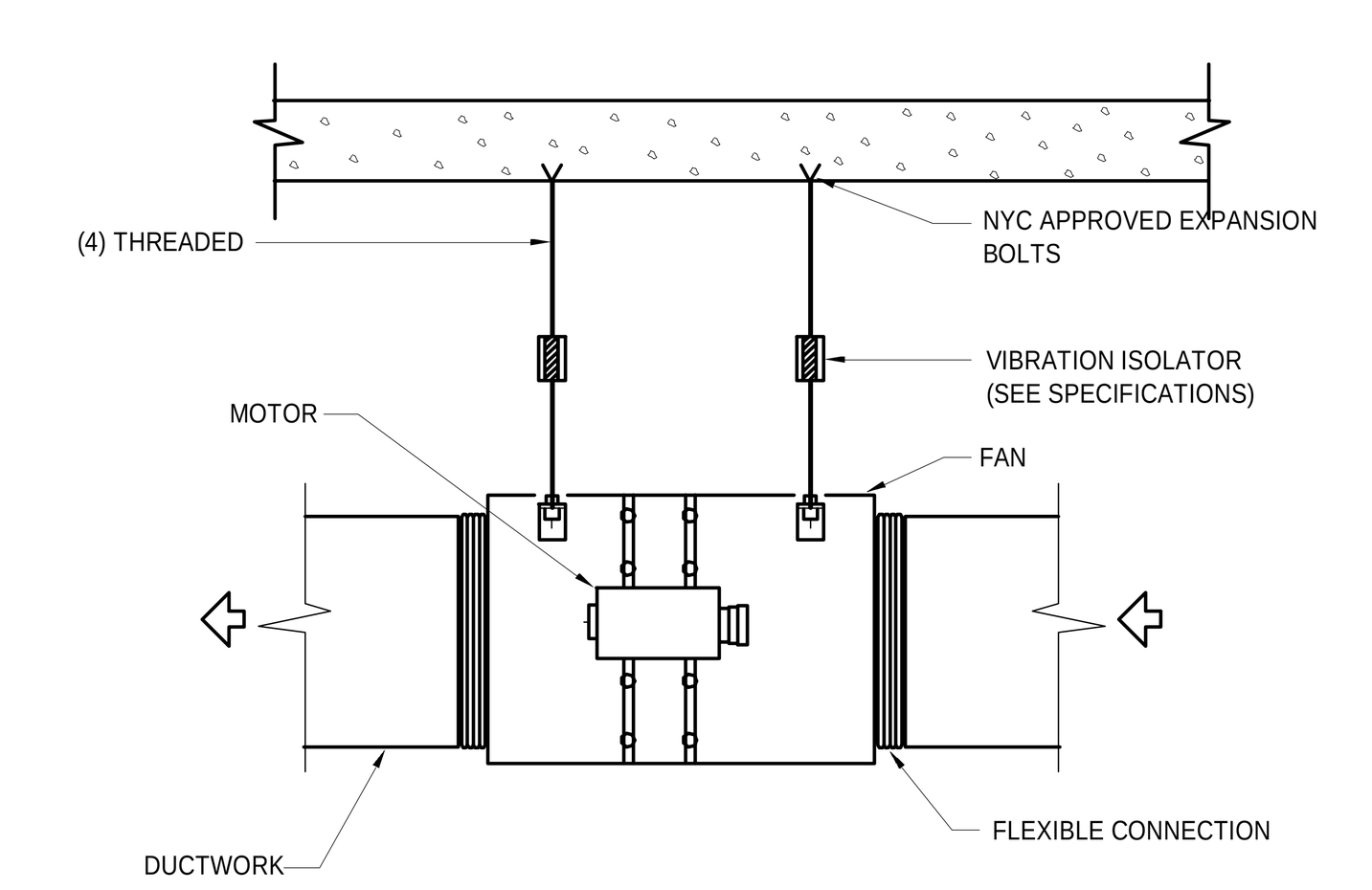

INLINE FAN HANGING SUPPORT DETAIL

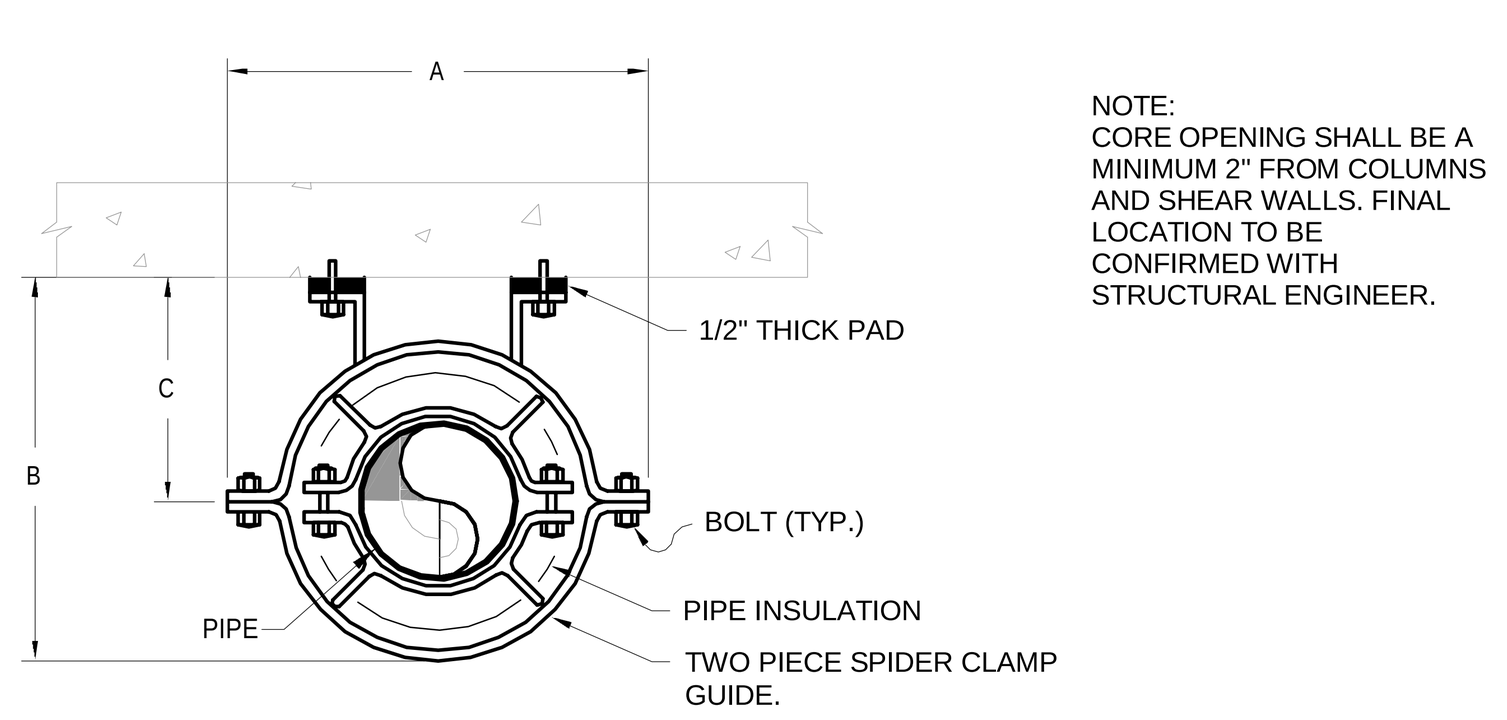

NOTE:
CORE OPENING SHALL BE A MINIMUM 2" FROM COLUMNS AND SHEAR WALLS. FINAL LOCATION TO BE CONFIRMED WITH STRUCTURAL ENGINEER.

PIPE SIZE	INSULATION THICKNESS	A	B	C
0'-0 3/4"	0'-1 1/2"	0'-7 1/4"	0'-7 1/4"	0'-4 1/2"
0'-1"	0'-1 1/2"	0'-7 1/4"	0'-7 1/4"	0'-4 1/2"
0'-1 1/4"	0'-1 1/2"	0'-7 1/4"	0'-7 1/4"	0'-4 1/2"
0'-1 1/2"	0'-1 1/2"	0'-7 1/4"	0'-7 1/4"	0'-4 1/2"
0'-2"	0'-2"	0'-7 1/4"	0'-9 3/4"	0'-5 3/4"
0'-2 1/2"	0'-2"	0'-7 1/4"	0'-9 3/4"	0'-5 3/4"
0'-3"	0'-2"	0'-7 1/4"	0'-9 3/4"	0'-5 3/4"

NOTE: OVERALL GUIDE DIMENSIONS CAN VARY BASED ON MANUFACTURE.

TYPICAL HW PIPE GUIDE DETAIL 3" BELOW

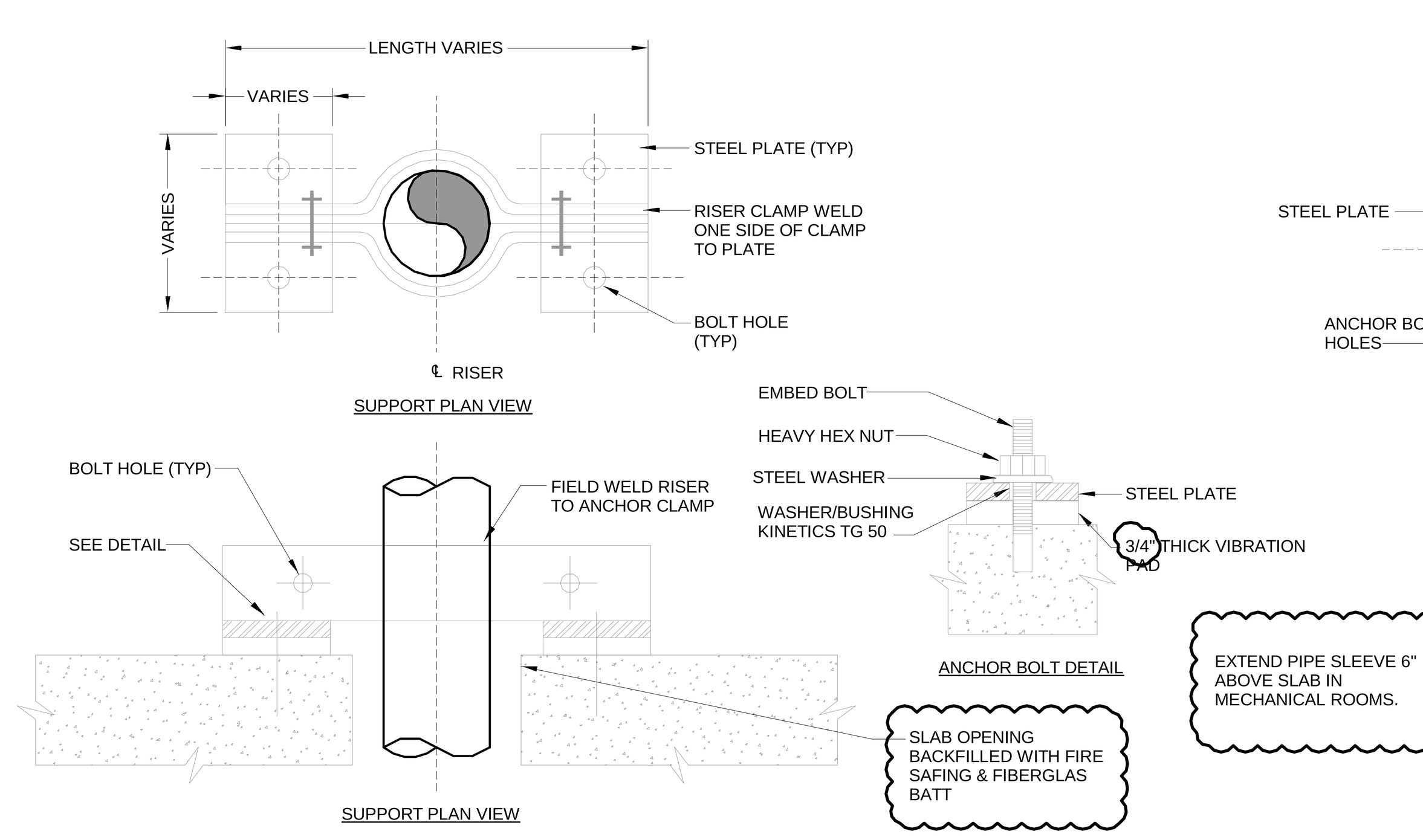

TYPICAL PIPE ANCHOR DETAIL #1

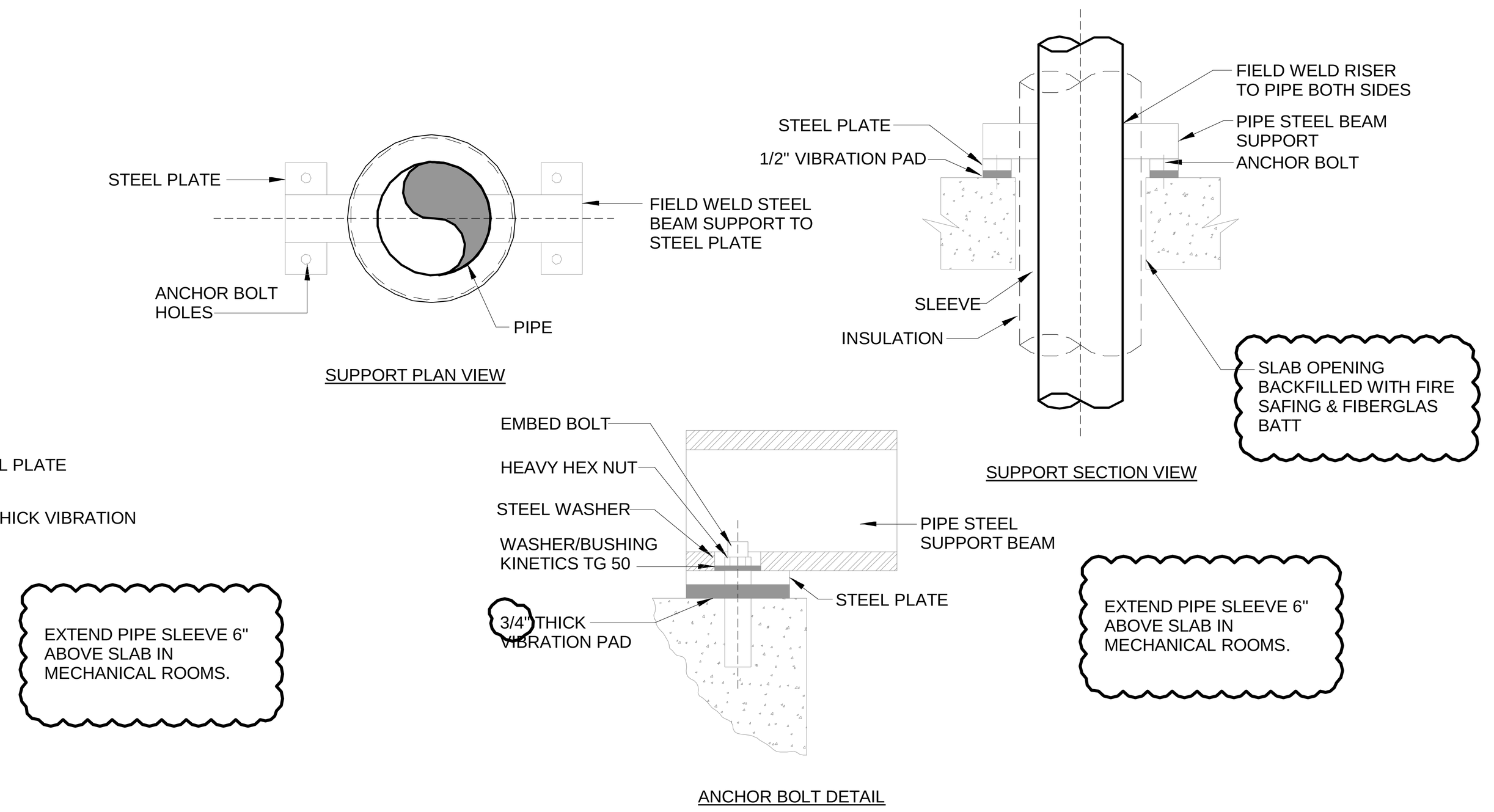

TYPICAL PIPE ANCHOR DETAIL #2

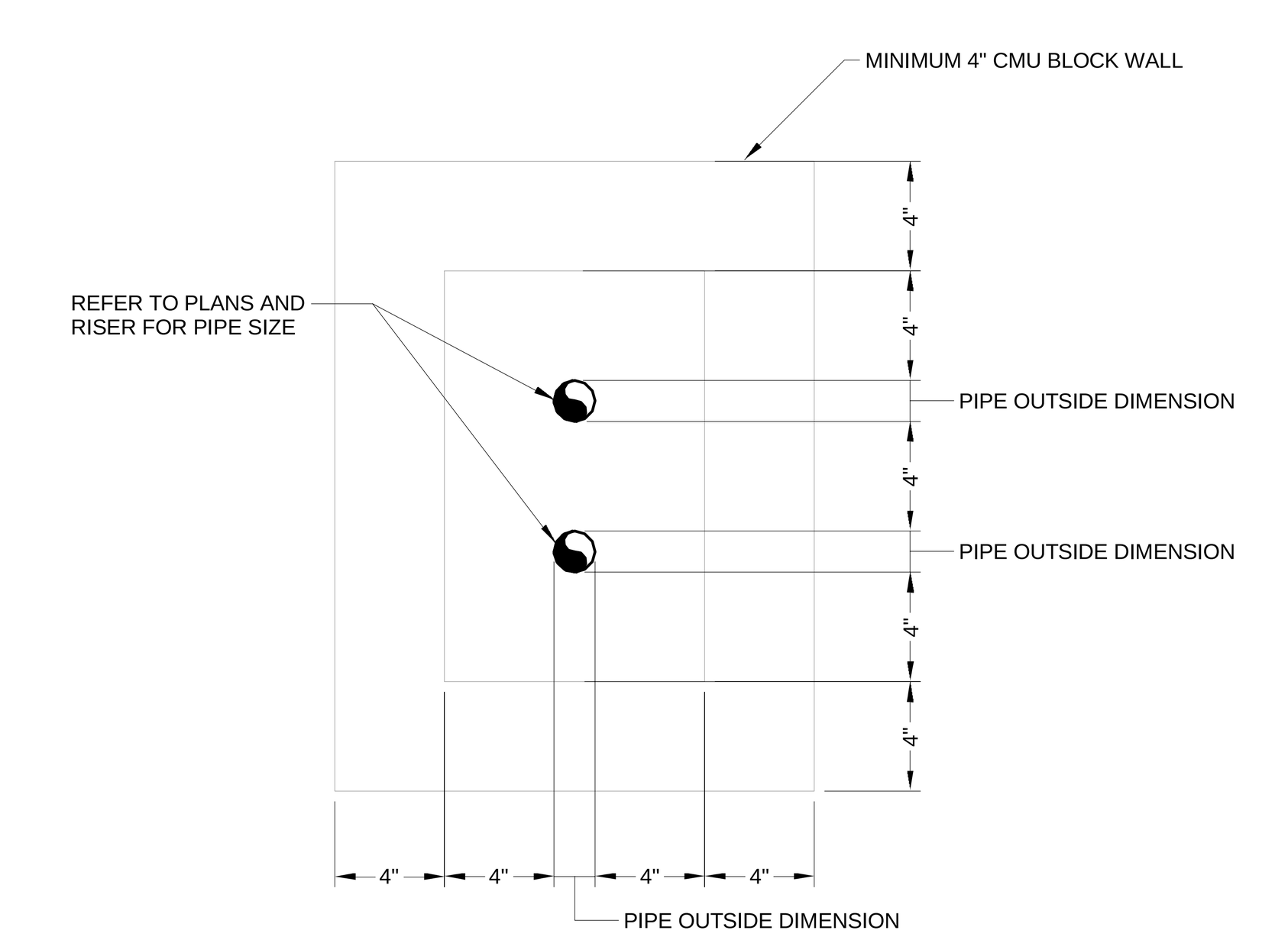

FUEL OIL RISER SHAFT DETAIL

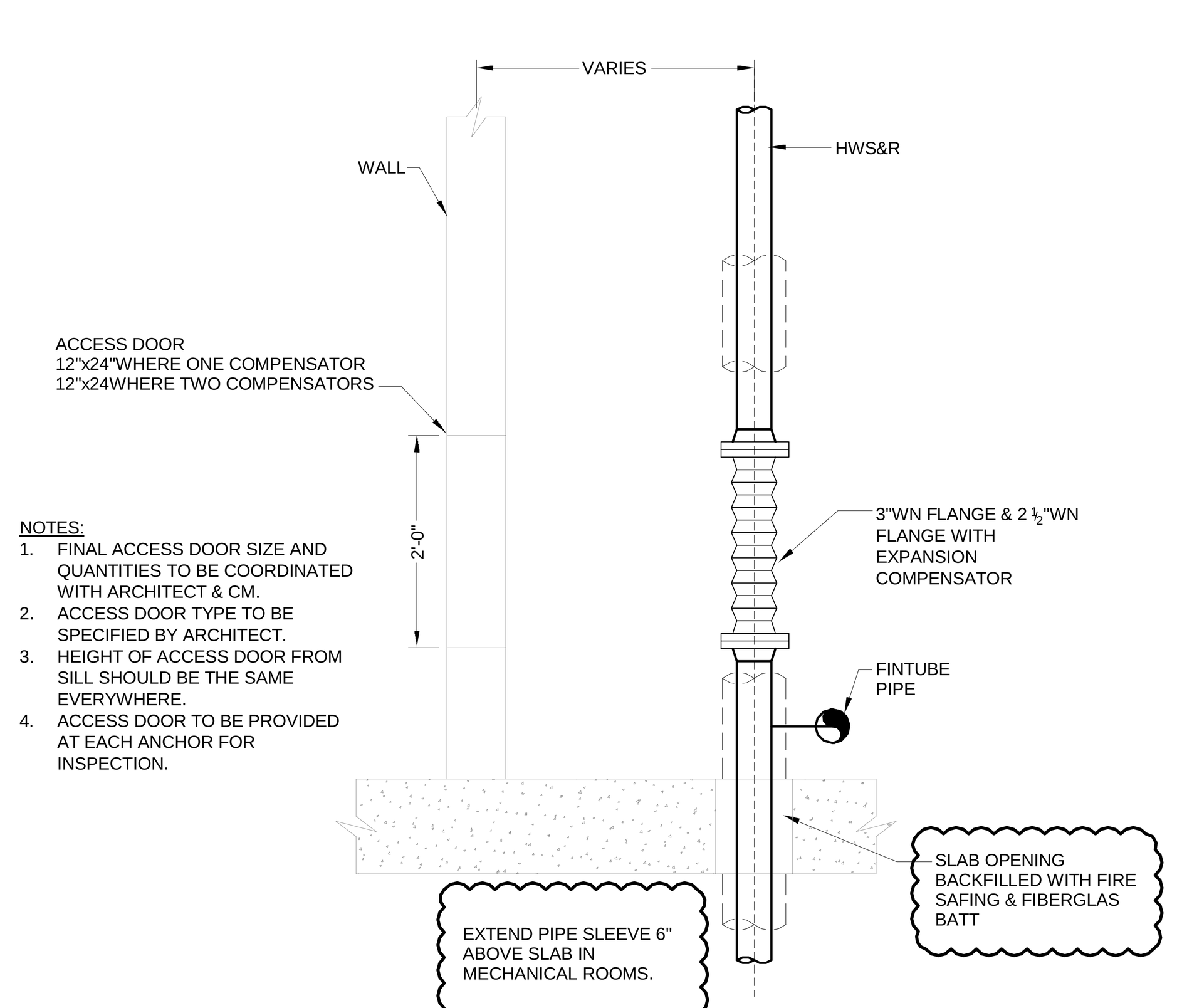

NOTES:

1. FINAL ACCESS DOOR SIZE AND QUANTITIES TO BE COORDINATED WITH ARCHITECT & CM.
2. ACCESS DOOR TYPE TO BE SPECIFIED BY ARCHITECT.
3. HEIGHT OF ACCESS DOOR FROM SILL SHOULD BE THE SAME EVERYWHERE.
4. ACCESS DOOR TO BE PROVIDED AT EACH ANCHOR FOR INSPECTION.

TYPICAL DETAIL ACCESS DOORS AND EXPANSION COMPENSATORS IN APARTMENTS

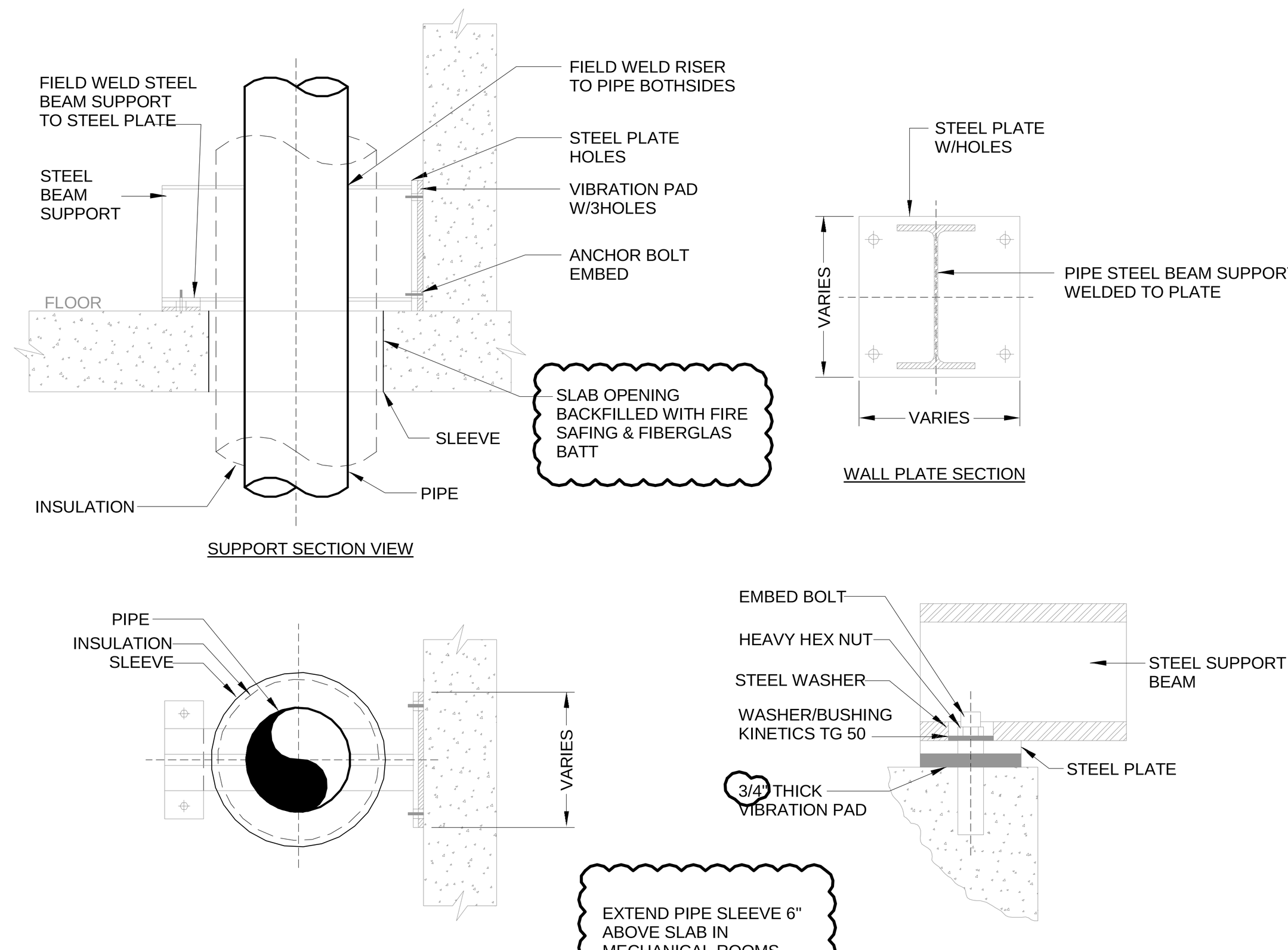

TYPICAL PIPE ANCHOR DETAIL #3

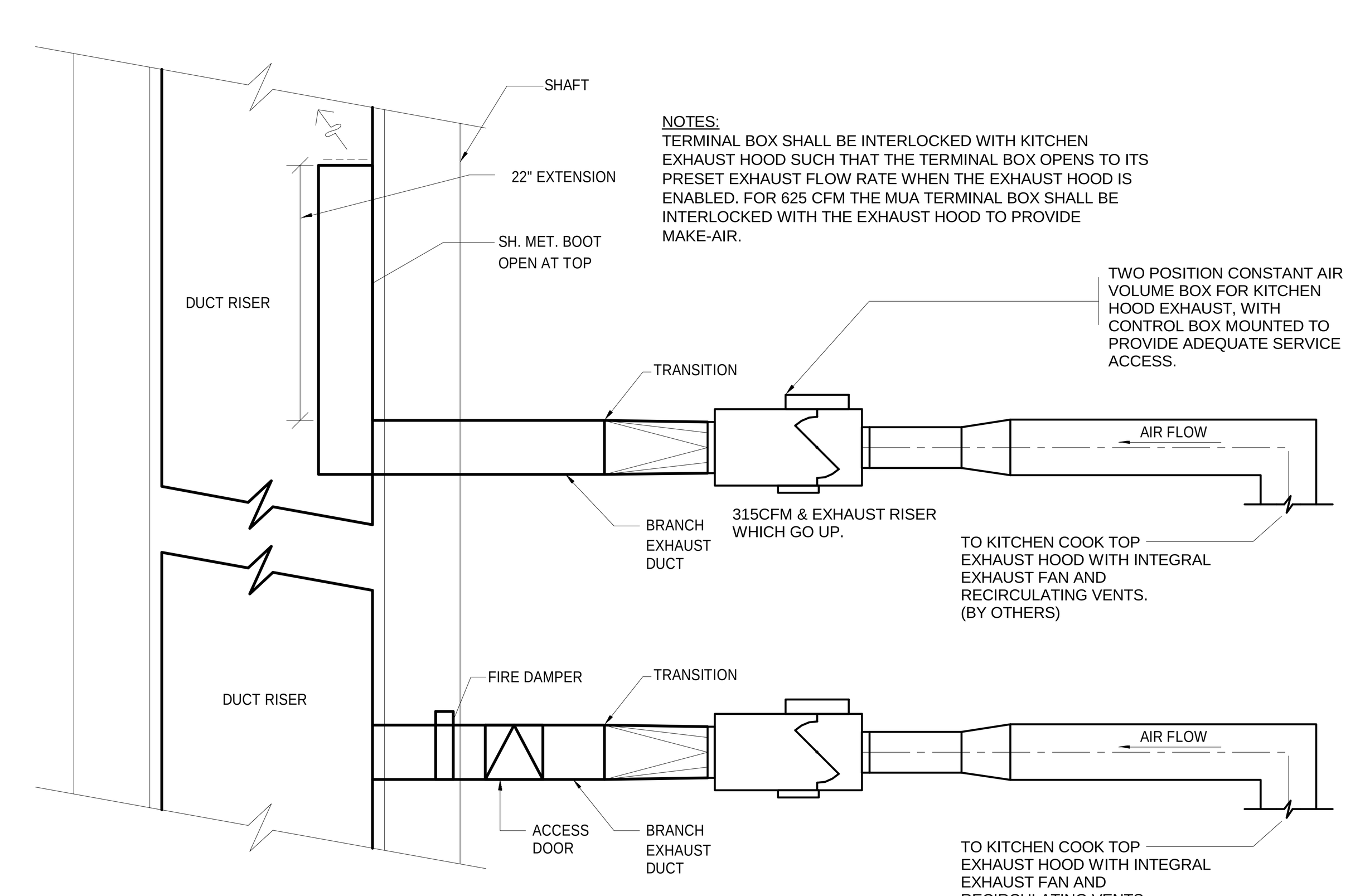

NOTES:
TERMINAL BOX SHALL BE INTERLOCKED WITH KITCHEN EXHAUST HOOD SUCH THAT THE TERMINAL BOX OPENS TO ITS PRESET EXHAUST FLOW RATE WHEN THE EXHAUST HOOD IS ENABLED. FOR 625 CFM THE MUA TERMINAL BOX SHALL BE INTERLOCKED WITH THE EXHAUST HOOD TO PROVIDE MAKE-AIR.

TYPICAL DETAIL AT SHAFT FOR KITCHEN COOKTOP EXHAUST HOODS (NTS)

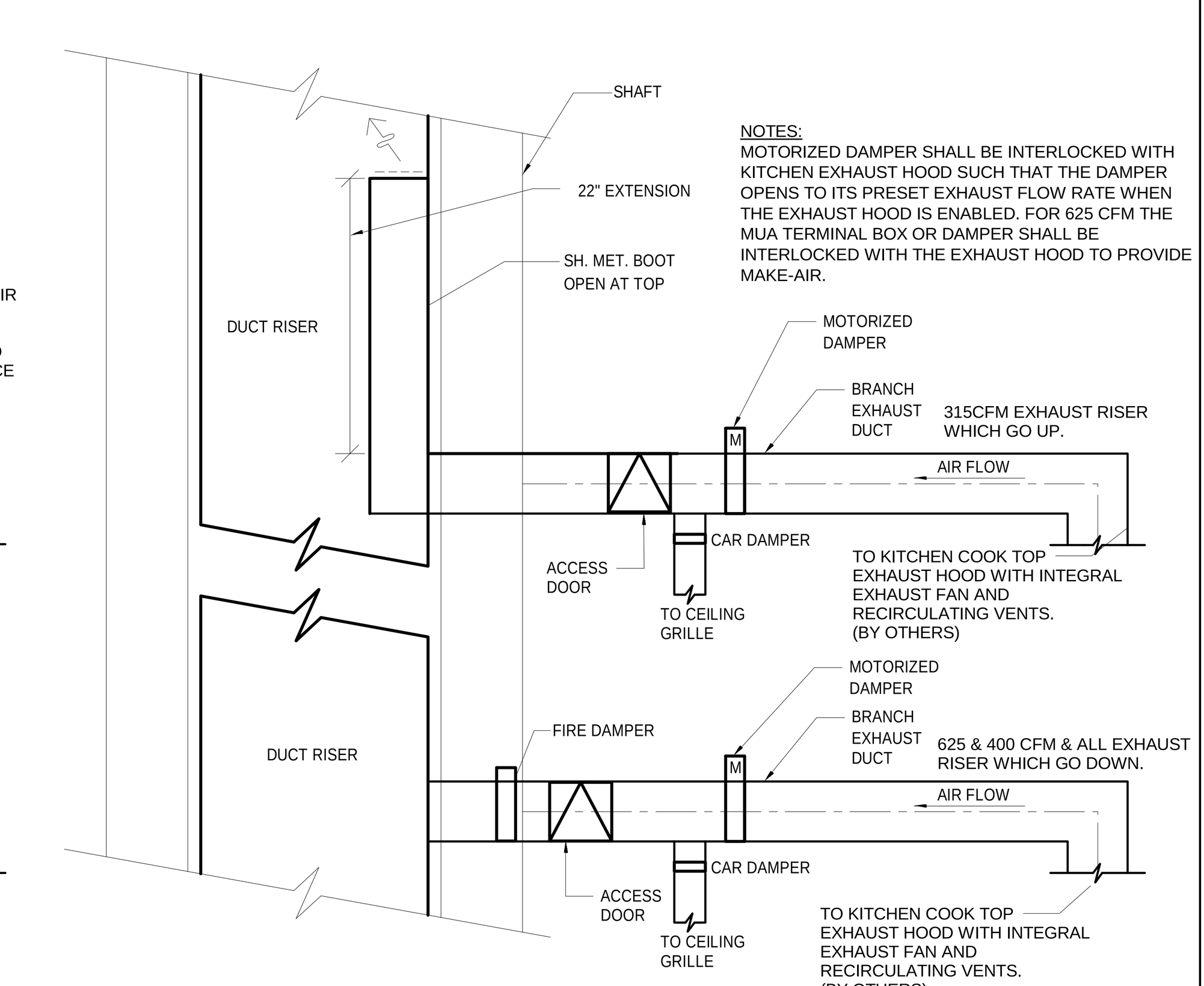

NOTES:
MOTORIZED DAMPER SHALL BE INTERLOCKED WITH KITCHEN EXHAUST HOOD SUCH THAT THE DAMPER OPENS TO ITS PRESET EXHAUST FLOW RATE WHEN THE EXHAUST HOOD IS ENABLED. FOR 625 CFM THE MUA TERMINAL BOX OR DAMPER SHALL BE INTERLOCKED WITH THE EXHAUST HOOD TO PROVIDE MAKE-AIR.

TYPICAL DETAIL AT SHAFT FOR KITCHEN COOKTOP EXHAUST HOODS (NTS) ALTERNATE #1

KEY PLAN:

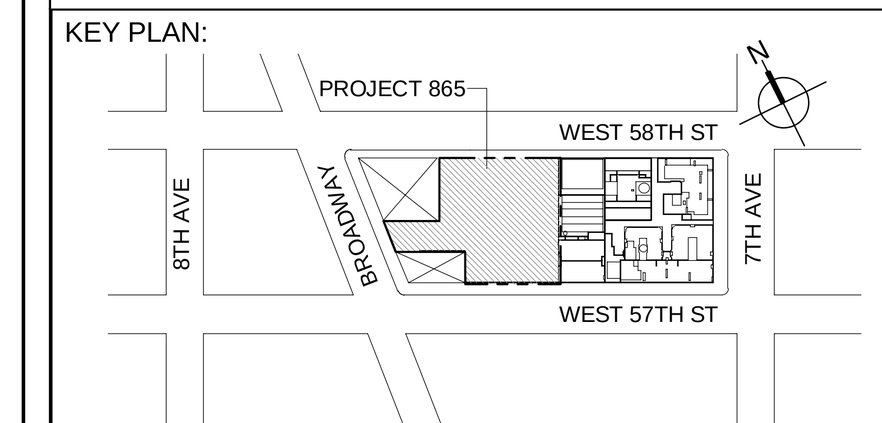

PROJECT NORTH

TRUE NORTH

DEVELOPER:
EXTELL DEVELOPMENT COMPANY
805 THIRD AVENUE, 7TH FLOOR
New York, NY 10022 USA
TEL: 212 712 6000 FAX: 212 712 6100

DESIGN ARCHITECT: Base Building Shell & Core
ADRIAN SMITH + GORDON GILL ARCHITECTURE
111 WEST MONROE STREET SUITE 2300
CHICAGO IL 60603
TEL: 312 920 1888 FAX: 312 920 1775

INTERIOR DESIGNER: Residential
Rottet Architecture and Design Studio, PLLC
298 Fifth Ave, 7th Floor
New York, NY 10001
TEL: 646 998 7000 FAX:

ARCHITECT OF RECORD: Base Building Shell, Core, & Residential
AAI ARCHITECTS, P.C.
401 Wellington St. W., 3rd Floor
Toronto, ON M5V 1E7 Canada
TEL: 416 967 1500 FAX: 416 967 7150

STRUCTURAL ENGINEERS:
WSP CANTOR SEINUK
228 EAST 45th Street
New York, NY 10017 USA
TEL: 212 687 9888 FAX: 646 487 5501

MEP ENGINEERS:
AKF GROUP
One Liberty Plaza, 165 Broadway, 22nd Floor
New York, NY 10006 USA
TEL: 212 354 5656 FAX: 212 354 5668

GEOTECHNICAL ENGINEERS:
Langan Engineering & Environmental Services
21 Penn Plaza - 360 West 31st Street, 8th Floor
New York, NY 10001-2727
TEL: 212 479 5400 FAX: 212 479 5444

CODE CONSULTANTS:
Construction Consulting Associates
100 Church Street
New York, NY 10007
TEL: 212 385 1818 FAX: 212 385 1911

CURTAINWALL CONSULTANT:
AJLP Consulting
40 Worth Street. Suite 826
New York, NY 10013
TEL: 212 757 5659 FAX: 646 219 8508

LANDMARK/PRESERVATION CONSULTANT:
Jan Hird Pokorny Associates, Inc.
39 West 37th Street, 12A
New York, NY 10018
TEL: 212 759 6462 FAX: 212 759 6540

No.	DESCRIPTION	DATE
1	ISSUED FOR SCHEMATIC DESIGN	04 APR 2014
2	ISSUED FOR DESIGN DEVLEOPMENT	01 JUL 2014
3	ISSUED FOR DESIGN DEVLEOPMENT	31 JUL 2014
4	CD PROGRESS ISSUE 1	15 OCT 2014
5	ISSUED FOR BID - MECHANICAL	15 OCT 2014
6	DOB SUBMISSION	19 DEC 2014
7	CD PROGRESS ISSUE 4	01 JUN 2015
8	CD PROGRESS ISSUE 5	10 AUG 2015
9	DOB AMENDMENT 2	18 SEP 2015

0 4' - 0" 8' - 0" 16' - 0"

Discrepancies must be reported immediately to the Architect before proceeding. Only figured dimensions are to be used. Contractors must check all dimensions on site. This drawing is protected by copyright.

ALL DIMENSIONS ARE SHOWN IN IMPERIAL.

CONSULTANT:
AKF
ONE LIBERTY PLAZA, 165 BROADWAY, 22nd FLOOR
NEW YORK, NY 10006
T: 212.354.5656 F: 212.354.5668
Arlington / Boston / Mexico City / Minneapolis / New York
Philadelphia / Princeton / Puebla / Rochester / Stamford

PROJECT:
217 WEST 57TH STREET
NEW YORK, NY

DRAWING TITLE:
MECHANICAL DETAILS

SEAL & SIGNATURE:
STATE OF NEW YORK · CHRISTOPHER O. McHUGH · No. 073130 · LICENSED PROFESSIONAL ENGINEER

DATE:	04/04/14
PROJECT No:	Y130747-000
DRAWN: PHS	REV: 9
CHK: PHS	
SCALE: 12" = 1'-0"	
DWG No:	**M-606.01**
DOB PAGE No:	116 of 116

DOB EMPLOYEE STAMP:

DOB B-SCAN:

FILE NAME: C:\Revit Local Files\Y130747-000-AKF-865_MEP15-CENTRAL_jlangner.rvt
PLOT DATE: 9/19/2015 5:51:06 AM

DEPT OF BUILDINGS 421263625 Job Number
E3831749425 Scan Code

PLUMBING SYMBOL LIST

PLUMBING BASIC SYMBOLS

- EXISTING PIPING
- AB — PIPING TO BE ABANDONED
- NEW SOIL, WASTE OR SANITARY PIPING
- VENT PIPING (SANITARY)
- PIPING BELOW SLAB
- DOMESTIC COLD WATER PIPING
- DOMESTIC HOT WATER PIPING (120°)
- DOMESTIC HOT WATER CIRCULATION PIPING
- PIPING w/ FREEZE PROTECTION CABLE & INSULATION
- ARROW INDICATES DIRECTION OF FLOW
- CA — COMPRESSED AIR PIPING
- G — GAS PIPING
- EJ — EJECTOR DISCHARGE PIPING
- IW — INDIRECT WASTE PIPING
- PD — PUMP DISCHARGE PIPING
- SD — SUMP PUMP DISCHARGE PIPING
- ST — STORM WATER DRAINAGE PIPING
- TEMPERED WATER PIPING
- DISCONNECT FROM EXISTING
- CONNECT TO EXISTING
- SHOCK ARRESTOR
- FLEXIBLE CONNECTION
- EXPANSION LOOP
- HOSE BIBB
- WALL HYDRANT
- FRESH AIR INLET
- CLEAN OUT / PLUGGED OUTLET
- CAPPED OUTLET
- CLEAN-OUT DECK PLATE
- P-TRAP
- VACUUM BREAKER
- BOTTOM PIPE CONNECTION
- TOP PIPE CONNECTION
- SIDE CONNECTION
- PIPE DOWN / DROP
- PIPE RISE / UP
- PIPE SLOPE
- VALVE IN VERTICAL
- UNION
- REDUCER
- WATER PROOF SLEEVE
- SLEEVE
- PRESSURE GAUGE w/ GAUGE COCK
- TEMPERATURE GAUGE
- FLOOR DRAIN
- ROOF DRAIN
- PUMP
- WATER METER
- ABD — AUTOMATIC BALL DRIP
- VENT THRU ROOF
- TRAP
- TAMPER SWITCH
- PRESURE SWITCH w/ GAUGE COCK
- WATERFLOW SWITCH
- TEMPERATURE AND PRESSURE RELIEF VALVE
- PLUG VALVE
- MIXING VALVE
- RELIEF VALVE
- BALL VALVE
- BALL VALVE w/ LOCK SHIELD
- GATE VALVE
- GLOBE VALVE
- OUTSIDE SCREW & YOKE (OS&Y) VALVE
- CHECK VALVE
- PRESURE REDUCING VALVE (PRV)
- SOLENOID VALVE
- FLOAT VALVE
- BALANCING VALVE
- Y-STRAINER w/ BLOW-OFF VALVE
- BPA — BACKFLOW PREVENTER ASSEMBLY
- RPZ — REDUCED PRESSURE ZONE BACKFLOW PREVENTER ASSEMBLY
- DCV — DETECTOR CHECK VALVE ASSEMBLY
- BVA — BALANCING VALVE ASSEMBLY
- P / X — RISER DESIGNATION — RISER SERVICE / RISER NUMBER

PLUMBING ABBREVIATIONS

AD	AREA DRAIN
AFF	ABOVE FINISHED FLOOR
BLDG	BUILDING
BOP	BOTTOM OF PIPE
CLG	CEILING
CM	COFFEE MAKER
CO	CLEANOUT
CODP	CLEANOUT DECK PLATE
CONN	CONNECT
CONT	CONTINUATION
CV	CHECK VALVE
CVO	CAPPED AND VALVED OUTLET
CW	COLD WATER
DIA	DIAMETER
DN	DOWN (PENETRATES FLOOR SLAB)
DR	DRAIN
DWG	DRAWING
EJ DIS	EJECTOR DISCHARGE
EQC	ELECTRIC WATER COOLER
(E)	EXISTING
(ER)	EXISTING TO BE REMOVED
(ERR)	EXISTING TO BE REMOVED & RELOCATED
EL	ELEVATION
FAI	FRESH AIR INLET
FD	FLOOR DRAIN
FL	FLOOR
FL H	FLOOR HYDRANT
FT	FEET
FU	FIXTURE UNIT
GAL	GALLONS
GC	GENERAL CONTRACTOR
GPM	GALLONS PER MINUTE
HB	HOSE BIBB
HCLG	HUNG CEILING
HW	HOT WATER
HWR	HOT WATER RETURN
ID	INSDIE DIAMETER
IN	INCH
IW	INDIRECT WASTE
JS	JANITOR'S SINK
LAV	LAVATORY
MAP	MEDICAL GAS ALARM PANEL
MAX	MAXIMUM
MIN	MINIMUM
MR	MOP RECEPTOR
NC	NORMALLY CLOSED
NIC	NOT IN THIS CONTRACT
NO	NORMALLY OPEN
NTS	NOT TO SCALE
OD	OUTSIDE DIAMETER
OS&Y	OUTSIDE SCREW & YOKE GATE VALVE
PD	PLUMBING CONTRACTOR
PD	PUMP DISCHARGE
PO	PLUGGED OUTLET
PRV	PRESSURE REDUCING VALVE
PSI	POUNDS PER SQUARE INCH (GAUGE)
(RE)	RELOCATED EXISTING
(RRO)	EXISTING TO BE REMOVED AND RETURN TO OWNER
RD	ROOF DRAIN
SA	SHOCK ABSORBER
SAN	SANITARY
SD	SUMP PUMP DISCHARGE
SH	SHOWER
SK	SINK
SQ FT	SQUARE FOOT
ST	STORM
TYP	TYPICAL
UON	UNLESS OTHERWISE NOTED
UP	UP (PENETRATES FLOOR SLAB)
UR	URINAL
V	VENT
VB	VACUUM BREAKER
VTR	VENT THROUGH ROOF
W	WASTE
WC	WATER CLOSET
WCO	WALL CLEANOUT
WH	WALL HYDRANT
ZCVB	ZONE CONTROL VALVE BOX

PLUMBING WATER SERVICE SYMBOLS

- ISOLATION VALVE W/ BOX TO GRADE
- MANHOLE IN SANITARY SEWER
- EXISTING MANHOLE
- FIRE HYDRANT
- WELL
- W — SITE WATER (COMBINED DOMESTIC AND FIRE)
- WW — WELL WATER

PLUMBING GENERAL NOTES

1. GENERAL NOTES, SYMBOLS LIST AND DETAILS ARE APPLICABLE TO ALL DRAWINGS MARKED P.
2. DRAWINGS ARE DIAGRAMMATIC; DETERMINE LOCATIONS OF SYSTEMS AND COMPONENTS IN FIELD.
3. NEITHER ACCURACY NOR COMPLETION OF UTILITY LOCATIONS SHOWN ON DRAWINGS IS GUARANTEED. DETERMINE EXACT LOCATIONS OF EXISTING UTILITY IN FIELD, WHETHER OR NOT SHOWN ON DRAWINGS. EXERCISE CAUTION AND IDENTIFY LOCATIONS OF UNMARKED UTILITY LINES AS NECESSARY TO PERFORM WORK OF THIS SECTION.
4. ALL PLUMBING WORK SHALL BE IN ACCORDANCE WITH THE CURRENT PLUMBING CODE AND ALL APPLICABLE LOCAL CODES AND DRAWINGS.
5. IT SHALL BE THE RESPONSIBILITY OF THIS CONTRACTOR TO COORDINATE HIS WORK WITH THAT OF ALL OTHER TRADES, INCLUDING (BUT NOT LIMITED TO), ELECTRICAL, HVAC PROCESS PIPING, SPRINKLER, PLUMBING STRUCTURAL AND GENERAL ARCHITECTURE.
6. ANY INTERFERENCE SHALL BE BROUGHT TO THE ATTENTION OF THE CONSTRUCTION MANAGER AND THE OWNER'S REPRESENTATIVE, AND SHALL BE RESOLVED PRIOR TO THE INSTALLATION OF THE WORK INVOLVED.
7. NO WORK SHALL BE INSTALLED IN VIOLATION OF ANY GOVERNING CODES . ANY WORK SHOWN ON THE DRAWINGS WHICH IS IN VIOLATION OF SUCH CODES SHALL BE BROUGHT TO THE ATTENTION OF THE CONSTRUCTION MANAGER AND THE OWNER'S REPRESENTATIVE AND SHALL BE RESOLVED PRIOR TO THE INSTALLATION OF THE WORK INVOLVED.
8. ALL PIPING PENETRATING CEILING AND WALLS SHALL BE INSTALLED WITH CHROME (STAINLESS WHERE NOTED) PLATED ESCUTCHEONS AT THE PENETRATION. ALL PIPING PENETRATING EXTERIOR WALLS AND ROOFS SHALL BE FLASHED IN AN APPROVED MANNER AND SHALL BE SEALED WEATHER TIGHT. PIPING PENETRATING RATED PARTITIONS SHALL BE PROTECTED AS REQUIRED BY LOCAL CODE AUTHORITY. (SEE DETAILS)
9. MANUFACTURER'S MODEL NUMBERS ARE SPECIFIED SOLELY TO ESTABLISH STANDARDS OF QUALITY FOR PERFORMANCE AND MATERIALS.
10. PRODUCT INSTALLATION SHALL ADHERE TO MANUFACTURERS' RECOMMENDATIONS.
11. PROVIDE ACCESS PANELS FOR EQUIPMENT THAT REQUIRES PERIODIC SERVICE.
12. TOPS OF ALL FLOOR DRAINS SHALL BE SET FLUSH WITH FINISHED FLOOR. ALL PIPING ABOVE GRADE SHALL BE PROPERLY SUPPORTED BY THE BUILDING STRUCTURE AND SHALL NOT REST ON CEILING TILES OR CEILING STRUCTURE.
13. CONTRACTOR SHALL COORDINATE ELECTRICAL CHARACTERISTICS AND REQUIREMENTS OF ALL PLUMBING EQUIPMENT WITH THE ELECTRICAL DRAWINGS AND SHALL FURNISH EQUIPMENT WIRED FOR THE VOLTAGES SHOWN HEREIN.
14. PROVIDE SHUTOFF VALVES ON ALL BRANCH PIPING AND ON ALL SUPPLIES TO INDIVIDUAL FIXTURES AND EQUIPMENT. PROVIDE BALL VALVES ON ALL WATER MAIN BRANCHES IN CORRIDORS AND WHERE INDICATED ON DRAWINGS. ALL VALVES SHALL BE ACCESSIBLE.
15. ALL SLEEVES THROUGH CONCRETE FLOORS AND ALL CORE DRILLING OF CONCRETE FLOORS AND WALLS SHALL BE BY THIS CONTRACTOR.
16. CONCRETE PADS AND PLATFORMS FOR WORK OF THIS SECTION WILL BE PROVIDED BY GENERAL CONTRACTOR. PROVIDE INFORMATION AND HARDWARE AS NECESSARY TO COORDINATE WORK.
17. SCHEDULE WORK OF THIS SECTION TO AVOID INTERFERENCES WITH FIRE-PROOFING WORK.
18. COORDINATE ROOF PENETRATIONS WITH WORK OF OTHER SECTIONS AND WITH FLASHING REQUIREMENTS.
19. RUN PIPING CONCEALED, UNLESS SPECIFIED OTHERWISE, AND CLEAR OF CEILING INSERTS.
20. STRUCTURAL WELDING SHALL BE 1/4-INCH FILLET UNLESS REQUIRED OTHERWISE.
21. PROVIDE CLAMPS, OFFSETS, EXPANSION JOINTS, ANCHORS AND GUIDES AS NECESSARY TO PREVENT STRESS ON PIPING.
22. PROVIDE BALANCING VALVES AT SYSTEM LOOP RETURNS AND AT RETURN RISERS. PROVIDE SHUT-OFF VALVES AT SYSTEM LOOP SUPPLIES AND SUPPLY RISERS.
23. PROVIDE VENTS AT HIGH POINTS IN PIPING SYSTEMS AND DRAIN VALVES AT LOW POINTS.
24. PROVIDE GAUGE FITTINGS AND THERMOMETER WELLS AT HOT WATER SUPPLY AND RETURN BRANCHES AND AT PUMP INLETS AND OUTLETS.
25. VERIFY EXACT SIZES , LOCATIONS, INVERTS AND ELEVATIONS PRIOR TO RUNNING ANY PIPING. REFER TO ARCHITECTURAL DRAWINGS FOR EXACT LOCATIONS OF ALL FIXTURES AND EQUIPMENT.
26. ALL GAS PIPING TO COMPLY WITH LOCAL AND STATE CODES.
27. GAS PIPING AND SAFETY DEVICES SHALL CONFORM TO THE REQUIREMENTS OF NFPA 54 AND SHALL BE SUBJECT TO THE INSPECTION AND APPROVAL OF THE STATE REGULATOR BOARD.
28. GAS PIPING SHALL BE TESTED ACCORDING TO THE STATE FUEL GAS CODE AND NATIONAL CODE PROVISIONS OF THE LOCAL PLUMBING INSPECTOR. IF INSPECTION OF THE TEST SHOWS DEFECTS, SUCH DETECTIVE WORK AND MATERIAL SHALL BE REPLACED AND INSPECTION AND TEST SHALL BE REDONE.
29. PLUMBING SUBCONTRACTOR IS RESPONSIBLE FOR EXTENDING ALL REGULATOR VENTS TO ATMOSPHERE. REGULATORS ARE PART OF EQUIPMENT GAS TRAIN.
30. WATER HEATERS SHALL BE INSTALLED WITH DRAIN PANS UNDER HEATERS. ROUTE PAN DRAINS TO NEAREST FLOOR DRAIN OR SAFE DRAIN.
31. PIPING SHALL NOT RUN OVER ELECTRICAL PANELS AND SHALL BE COORDINATED WITH WORK OF OTHER TRADES.

NYC BUILDING DEPARTMENT PLUMBING NOTES

THE PLUMBING SYSTEMS (SANITARY, VENT, WATER DISTRIBUTION AND GAS) AND ALL ASSOCIATED EQUIPMENT WILL BE INSTALLED AND MAINTAINED IN ACCORDANCE WITH THE FULL REQUIREMENTS OF THE BUILDING CODE OF THE CITY OF NEW YORK AS CITED IN THE NEW YORK CITY PLUMBING CODE (NYCPC), CHAPTER 13 REFERENCED STANDARDS OF THE NYCPC AND THE NEW YORK CITY FUEL GAS CODE (NYCFGC).

1. THE SANITARY SYSTEM SHALL BE IN FULL ACCORDANCE WITH THE GENERAL PROVISIONS OF SECTION PC 301.
2. THE MATERIALS USED IN THE PLUMBING SYSTEM WILL BE PROVIDED IN FULL ACCORDANCE WITH SECTIONS PC 302 AND PC 303.
3. EQUIPMENT HOOK-UP AND THE JOINING OF PIPING WILL BE IN FULL COMPLIANCE WITH SECTIONS PC 605 AND PC 705.
4. THE INSTALLATION OF FIXTURES WILL BE IN FULL ACCORDANCE WITH SECTION PC 405.
5. TRAPS FOR FIXTURES AND DRAIN LINES WILL BE PROVIDED AND CLEANOUTS INSTALLED IN FULL ACCORDANCE WITH SECTIONS PC412, PC 708 AND CHAPTER 10.
6. VERTICAL AND HORIZONTAL PIPING WILL BE HUNG AND SUPPORTED AS DIRECTED IN SPECIFICATIONS AND IN THE FULL COMPLIANCE WITH SECTION PC 308.
7. THE WATER SUPPLY SYSTEM OF THE SUBJECT BUILDING SHALL BE INSTALLED AND MAINTAINED IN FULL COMPLIANCE WITH CHAPTER 6.
8. THE SANITARY DRAINAGE SYSTEM OF THE SUBJECT BUILDING WILL BE INSTALLED IN FULL COMPLIANCE WITH CHAPTER 7.
9. THE VENT PIPING FOR THE SANITARY DRAINAGE SYSTEM OF THE SUBJECT BUILDING WILL BE INSTALLED IN FULL COMPLIANCE WITH SECTION PC 702 AND CHAPTER 9.
10. THE STORM DRAINAGE SYSTEM OF THE SUBJECT BUILDING WILL BE INSTALLED IN FULL COMPLIANCE WITH CHAPTER 11.
11. GAS PIPING AND EQUIPMENT WILL BE INSTALLED IN FULL COMPLIANCE WITH THE NEW YORK CITY FUEL GAS CODE.
12. ALL TRENCHING SHALL BE DONE IN FULL COMPLIANCE WITH THE REQUIREMENTS OF SECTION PC306.
13. TEMPORARY TOILET FACILITIES SHALL BE PROVIDED FOR WORKERS AS PER SECTION PC 311.
14. RODENT PROOFING SHALL BE DONE IN ACCORDANCE WITH SECTION PC 304.
15. CHANGES IN DIRECTION IN DRAINAGE PIPING SHALL BE MADE WITH APPROPRIATE USE OF 45 DEGREE WYES, LONG SWEEPS, SHORT SWEEPS, SIXTH, EIGHT OR SIXTEENTH BENDS OR BY A COMBINATION OF THESE OR EQUIVALENT FITTINGS. FOR LIMITATIONS ON FITTINGS SEE SECTION PC 706.3 AND TABLE 706.3.
16. SANITARY TEES MAY BE USED IN DRAINAGE LINES ONLY WHERE THE DIRECTION OF FLOW IS FROM THE HORIZONTAL TO THE VERTICAL. FOR LIMITATIONS ON DOUBLE SANITARY TEES SEE SECTION PC 706.3.
17. SHORT SWEEPS AND QUARTER BENDS WILL BE PERMITTED IN DRAINAGE PIPING 3 INCH DIAMETER OR LARGER FOR ANY OFFSETS EITHER HORIZONTAL OR VERTICAL. HORIZONTAL TO HORIZONTAL CONNECTIONS WILL BE PERMITTED FOR 2 INCH DIAMETER OR SMALLER FIXTURE DRAINS SEE SECTION TABLE 706.3.
18. TO THE BEST OF THE APPLICANT'S KNOWLEDGE, BELIEF AND PROFESSIONAL JUDGEMENT, THESE PLANS ARE IN COMPLIANCE WITH THE NEW YORK CITY ENERGY CONSERVATION CODE.

PLUMBING DRAWING LIST

DRAWING No.	DRAWING TITLE
P-000.01	PLUMBING COVER SHEET
P-100.01	PLUMBING SUB CELLAR 3 PLAN
P-101.01	PLUMBING SUB CELLAR 2 PLAN
P-102.01	PLUMBING SUB CELLAR 1 PLAN
P-103.01	PLUMBING CELLAR PLAN
P-104.01	PLUMBING GROUND FLOOR PLAN
P-105.01	PLUMBING GROUND FLOOR INTERMEDIATE PLAN
P-106.01	PLUMBING 2nd FLOOR PLAN
P-107.01	PLUMBING 3rd FLOOR PLAN
P-108.01	PLUMBING 4th FLOOR PLAN
P-109.01	PLUMBING 5th FLOOR PLAN
P-110.01	PLUMBING 6th FLOOR PLAN
P-111.01	PLUMBING 7th FLOOR PLAN
P-112.01	PLUMBING 7th FLOOR INTERMEDIATE PLAN
P-113.01	PLUMBING 8th FLOOR PLAN
P-114.01	PLUMBING 8th FLOOR INTERMEDIATE and 9th FLOOR PLANS
P-115.01	PLUMBING 10th FLOOR PLAN
P-117.00	PLUMBING 10th FLOOR INTERMEDIATE 2 PLAN
P-118.01	PLUMBING 11th FLOOR BMU PLAN
P-119.01	PLUMBING 12th FLOOR PLAN
P-120.01	PLUMBING 13th FLOOR PLAN
P-122.01	PLUMBING 16th FLOOR PLAN (TYPICAL 14th-17th FLOORS)
P-124.01	PLUMBING 18th FLOOR PLAN
P-125.01	PLUMBING 19th FLOOR PLAN
P-126.01	PLUMBING 20th FLOOR PLAN
P-127.01	PLUMBING 21st FLOOR PLAN (TYPICAL 21st-24th FLOORS)
P-131.01	PLUMBING 25th FLOOR PLAN
P-132.01	PLUMBING 26th FLOOR PLAN
P-133.01	PLUMBING 27th FLOOR PLAN
P-134.01	PLUMBING 28th and 29th FLOOR PLANS
P-137.01	PLUMBING 34th and 35th FLOOR PLANS
P-138.01	PLUMBING 36th and 37th FLOOR PLANS
P-139.01	PLUMBING 38th and 39th FLOOR PLANS (TYPICAL 39th-43rd FLOORS)
P-142.01	PLUMBING 44th and 45th FLOOR PLANS
P-143.01	PLUMBING 46th and 47th FLOOR PLANS (TYPICAL 47th-51st FLOORS)
P-146.01	PLUMBING 52nd and 53rd FLOOR PLANS
P-147.01	PLUMBING 54th and 55th FLOOR PLANS
P-148.01	PLUMBING 56th and 57th FLOOR PLANS
P-149.01	PLUMBING 58th and 59th FLOOR PLANS
P-150.01	PLUMBING 60th and 61st FLOOR PLANS
P-152.01	PLUMBING 64th and 65th FLOOR PLANS
P-153.01	PLUMBING 66th FLOOR PLAN
P-154.01	PLUMBING 67th and 67th FLOOR INTERMEDIATE PLANS
P-155.01	PLUMBING 68th FLOOR PLAN
P-156.01	PLUMBING 69th and 70th FLOOR PLANS
P-158.01	PLUMBING 73rd and 74th FLOOR PLANS
P-159.01	PLUMBING 75th and 76th FLOOR PLANS
P-161.00	PLUMBING 79th and 80th FLOOR PLANS
P-162.01	PLUMBING 81st and 82nd FLOOR PLANS
P-163.01	PLUMBING 83rd and 84th FLOOR PLANS
P-164.01	PLUMBING 85th and 86th FLOOR PLANS
P-165.01	PLUMBING 87th and 88th FLOOR PLANS
P-166.01	PLUMBING 89th and 90th FLOOR PLANS
P-167.01	PLUMBING 91st and 92nd FLOOR PLANS
P-168.01	PLUMBING 93rd and 94th FLOOR PLANS
P-169.01	PLUMBING 95th and 96th FLOOR PLANS
P-170.01	PLUMBING 97th and 98th FLOOR PLANS
P-171.01	PLUMBING 99th and BMU FLOOR PLANS
P-200.00	PLUMBING SUB CELLAR 3 UNDERGROUND PIPING PLAN
P-201.00	PLUMBING SUB CELLAR 2 UNDERGROUND PIPING PLAN
P-202.00	PLUMBING SITE CONNECTION PART PLANS
P-300.01	PLUMBING DOMESTIC WATER RISER DIAGRAM
P-301.01	PLUMBING DOMESTIC WATER RISER DIAGRAM
P-302.01	PLUMBING DOMESTIC WATER RISER DIAGRAM
P-303.01	PLUMBING DOMESTIC WATER RISER DIAGRAM
P-304.00	PLUMBING DOMESTIC WATER RISER DIAGRAM
P-305.01	PLUMBING DOMESTIC WATER RISER DIAGRAM
P-306.00	PLUMBING DOMESTIC WATER RISER DIAGRAM
P-307.01	PLUMBING DOMESTIC WATER RISER DIAGRAM
P-308.00	PLUMBING DOMESTIC WATER RISER DIAGRAM
P-309.01	PLUMBING DOMESTIC WATER RISER DIAGRAM
P-311.01	PLUMBING DOMESTIC WATER RISER DIAGRAM
P-312.01	PLUMBING SANITARY RISER DIAGRAM
P-313.01	PLUMBING SANITARY RISER DIAGRAM
P-314.01	PLUMBING SANITARY RISER DIAGRAM
P-315.01	PLUMBING SANITARY RISER DIAGRAM
P-316.01	PLUMBING SANITARY RISER DIAGRAM
P-317.01	PLUMBING SANITARY RISER DIAGRAM
P-318.01	PLUMBING SANITARY RISER DIAGRAM
P-319.01	PLUMBING SANITARY RISER DIAGRAM
P-320.01	PLUMBING SANITARY RISER DIAGRAM
P-321.01	PLUMBING SANITARY RISER DIAGRAM
P-324.01	PLUMBING STORM RISER DIAGRAM
P-325.01	PLUMBING STORM RISER DIAGRAM
P-326.01	PLUMBING STORM RISER DIAGRAM
P-327.01	PLUMBING STORM RISER DIAGRAM
P-328.01	PLUMBING STORM RISER DIAGRAM
P-329.01	PLUMBING STORM RISER DIAGRAM
P-330.01	PLUMBING GAS RISER DIAGRAM
P-331.01	PLUMBING GAS RISER DIAGRAM
P-332.00	PLUMBING GAS RISER DIAGRAM
P-333.00	PLUMBING GAS RISER DIAGRAM
P-334.01	PLUMBING GAS RISER DIAGRAM
P-335.01	PLUMBING GAS RISER DIAGRAM
P-400.01	PLUMBING SCHEDULES
P-500.01	PLUMBING DETAILS
P-501.01	PLUMBING DETAILS

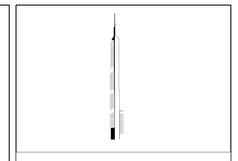

KEY PLAN:

PROJECT NORTH | TRUE NORTH

DEVELOPER:
EXTELL DEVELOPMENT COMPANY
805 THIRD AVENUE, 7TH FLOOR
New York, NY 10022 USA
TEL: 212 712 6000 FAX: 212 712 6100

DESIGN ARCHITECT: Base Building Shell & Core
ADRIAN SMITH + GORDON GILL ARCHITECTURE
111 WEST MONROE STREET SUITE 2300
CHICAGO IL 60603
TEL: 312 920 1888 FAX: 312 920 1775

INTERIOR DESIGNER: Residential
Rottet Architecture and Design Studio, PLLC
298 Fifth Ave, 7th Floor
New York, NY 10001
TEL: 646 998 7000 FAX:

ARCHITECT OF RECORD:Base Building Shell, Core, & Residential
AAI ARCHITECTS, P.C.
401 Wellington St. W., 3rd Floor
Toronto, ON M5V 1E7 Canada
TEL: 416 967 1500 FAX: 416 967 7150

STRUCTURAL ENGINEERS:
WSP CANTOR SEINUK
228 EAST 45th Street
New York, NY 10017 USA
TEL: 212 687 9888 FAX: 646 487 5501

MEP ENGINEERS:
AKF GROUP
One Liberty Plaza, 165 Broadway, 22nd Floor
New York, NY 10006 USA
TEL: 212 354 5656 FAX: 212 354 5668

GEOTECHNICAL ENGINEERS:
Langan Engineering & Environmental Services
21 Penn Plaza - 360 West 31st Street, 8th Floor
New York, NY 10001-2727
TEL: 212 479 5400 FAX: 212 479 5444

CODE CONSULTANTS:
Construction Consulting Associates
100 Church Street
New York, NY 10007
TEL: 212 385 1818 FAX: 212 385 1911

CURTAINWALL CONSULTANT:
AJLP Consulting
40 Worth Street. Suite 826
New York, NY 10013
TEL: 212 757 5659 FAX: 646 219 8508

LANDMARK/PRESERVATION CONSULTANT:
Jan Hird Pokorny Associates, Inc.
39 West 37th Street, 12A
New York, NY 10018
TEL: 212 759 6462 FAX: 212 759 6540

No.	DESCRIPTION	DATE
1	ISSUED FOR SCHEMATIC DESIGN	04 APR 2014
2	ISSUED FOR DESIGN DEVELOPMENT	01 JUL 2014
3	ISSUED FOR DESIGN DEVELOPMENT	31 JUL 2014
4	CD PROGRESS ISSUE 1	15 OCT 2014
5	ISSUED FOR BID - PLUMBING	15 OCT 2014
6	ISSUED FOR FILING	25 NOV 2014
7	DOB SUBMISSION	19 DEC 2014
8	CD PROGRESS ISSUE 5	10 AUG 2015
9	DOB AMENDMENT 2	18 SEP 2015

Discrepancies must be reported immediately to the Architect before proceeding. Only figured dimensions are to be used. Contractors must check all dimensions on site. This drawing is protected by copyright.

ALL DIMENSIONS ARE SHOWN IN IMPERIAL.

CONSULTANT:
A|K F
ONE LIBERTY PLAZA, 165 BROADWAY, 22nd FLOOR
NEW YORK, NY 10006
T: 212.354.5656 F: 212.354.5668
Arlington / Boston / Mexico City / Minneapolis / New York
Philadelphia / Princeton / Puebla / Sacramento / Santiago

PROJECT:
217 WEST 57TH STREET
NEW YORK, NY

DRAWING TITLE:
PLUMBING
COVER SHEET

SEAL & SIGNATURE:

DATE:	04/04/14
PROJECT No:	Y130747-000
DRAWN: JRD	REV: 9
CHK: JRD	
SCALE: AS NOTED	
DWG No:	**P-000.01**
DOB PAGE No:	1 of 97

DOB EMPLOYEE STAMP:

DOB B-SCAN:

36" x 48" Arch E - SHEET SIZE
FILE NAME: C:\Revit Local Files\Y130747-000-AKF-865_MEP15-CENTRAL_jlangner.rvt
PLOT DATE: 9/18/2014 4:39:29 AM

DEPT OF BLDGS 421263426 Job Number
E365185997 Scan Code

36" x 48" Arch E SHEET SIZE

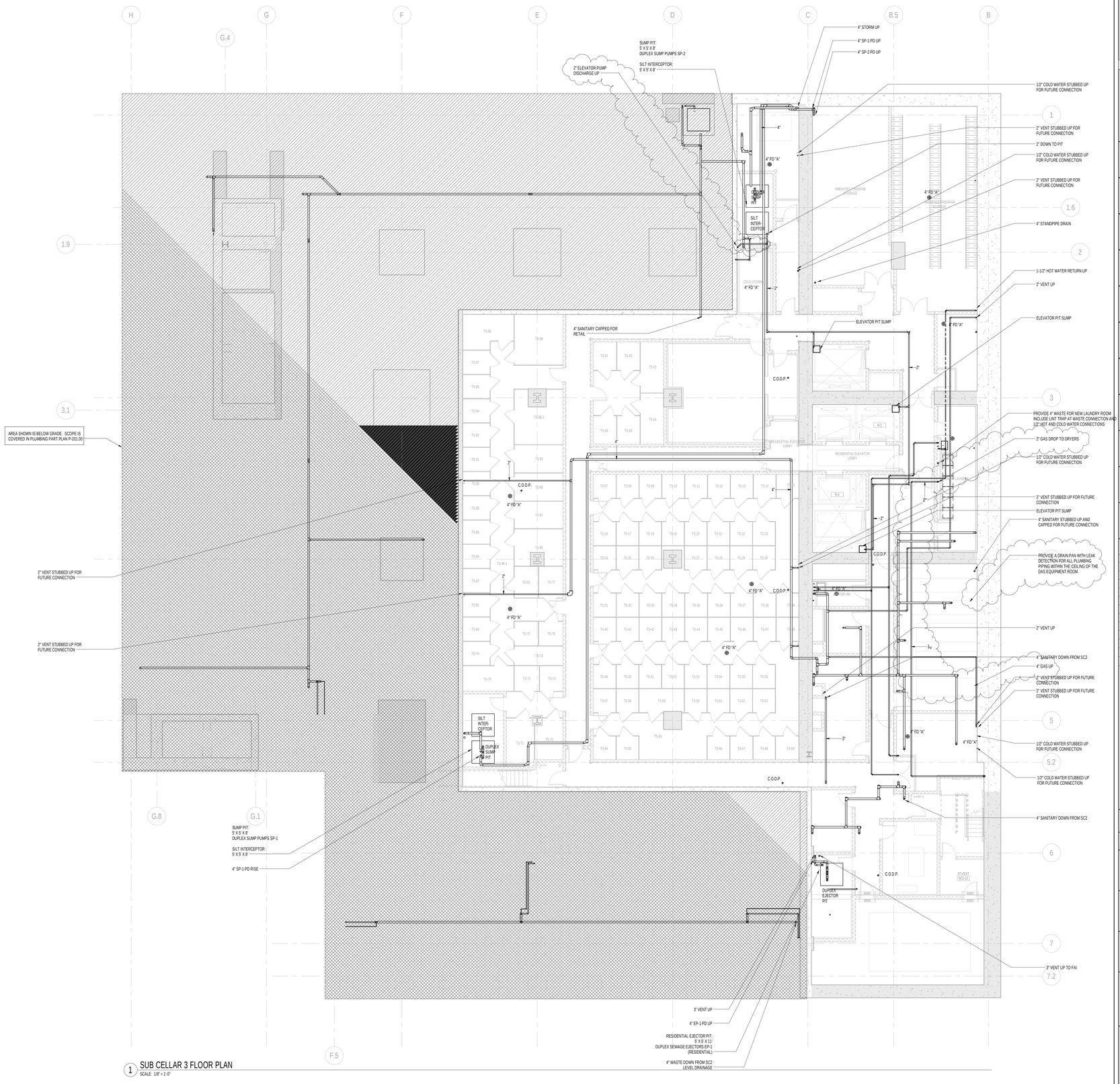

1 SUB CELLAR 3 FLOOR PLAN
SCALE: 1/8" = 1'-0"

KEY PLAN:

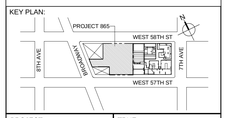

PROJECT NORTH

TRUE NORTH

DEVELOPER:
EXTELL DEVELOPMENT COMPANY
805 THIRD AVENUE, 7TH FLOOR
New York, NY 10022 USA
TEL: 212 712 6000 FAX: 212 712 6100

DESIGN ARCHITECT: Base Building Shell & Core
ADRIAN SMITH + GORDON GILL ARCHITECTURE
111 WEST MONROE STREET SUITE 2300
CHICAGO IL 60603
TEL: 312 920 1888 FAX: 312 920 1775

INTERIOR DESIGNER: Residential
Rottet Architecture and Design Studio, PLLC
298 Fifth Ave, 7th Floor
New York, NY 10001
TEL: 646 998 7000 FAX:

ARCHITECT OF RECORD:Base Building Shell, Core, & Residential
AAI ARCHITECTS, P.C.
401 Wellington St. W., 3rd Floor
Toronto, ON M5V 1E7 Canada
TEL: 416 967 1500 FAX: 416 967 7150

STRUCTURAL ENGINEERS:
WSP CANTOR SEINUK
228 EAST 45th Street
New York, NY 10017 USA
TEL: 212 687 9888 FAX: 646 487 5501

MEP ENGINEERS:
AKF GROUP
One Liberty Plaza, 165 Broadway, 22nd Floor
New York, NY 10006 USA
TEL: 212 354 5656 FAX: 212 354 5668

GEOTECHNICAL ENGINEERS:
Langan Engineering & Environmental Services
21 Penn Plaza - 360 West 31st Street, 8th Floor
New York, NY 10001-2727
TEL: 212 479 5400 FAX: 212 479 5444

CODE CONSULTANTS:
Construction Consulting Associates
100 Church Street
New York, NY 10007
TEL: 212 385 1818 FAX: 212 385 1911

CURTAINWALL CONSULTANT:
AJLP Consulting
40 Worth Street. Suite 826
New York, NY 10013
TEL: 212 757 5659 FAX: 646 219 8508

LANDMARK/PRESERVATION CONSULTANT:
Jan Hird Pokorny Associates, Inc.
39 West 37th Street, 12A
New York, NY 10018
TEL: 212 759 6462 FAX: 212 759 6540

No.	DESCRIPTION	DATE
1	ISSUED FOR SCHEMATIC DESIGN	04 APR 2014
2	ISSUED FOR DESIGN DEVLEOPMENT	01 JUL 2014
3	ISSUED FOR DESIGN DEVLEOPMENT	31 JUL 2014
4	CD PROGRESS ISSUE 1	15 OCT 2014
5	ISSUED FOR BID - PLUMBING	15 OCT 2014
6	DOB SUBMISSION	19 DEC 2014
7	CD PROGRESS ISSUE 4	01 JUN 2015
8	CD PROGRESS ISSUE 5	10 AUG 2015
9	DOB AMENDMENT 2	18 SEP 2015

0 4' - 0" 8' - 0" 16' - 0"

Discrepancies must be reported immediately to the Architect before proceeding. Only figured dimensions are to be used. Contractors must check all dimensions on site. This drawing is protected by copyright.

ALL DIMENSIONS ARE SHOWN IN IMPERIAL.

CONSULTANT:
AKF
ONE LIBERTY PLAZA, 165 BROADWAY, 22nd FLOOR
NEW YORK, NY 10006
T: 212.354.5656 F: 212.354.5668
Atlanta / Boise / Mexico City / Minneapolis / New York
Philadelphia / Houston / Fairfax / Spokane / Stamford

PROJECT:
217 WEST 57TH STREET
NEW YORK, NY

DRAWING TITLE:
PLUMBING
SUB CELLAR 3 PLAN

SEAL & SIGNATURE:

STATE OF NEW YORK · JAMES R. DEMPSEY · 038128 · LICENSED PROFESSIONAL ENGINEER

DATE:	04/04/14
PROJECT No:	Y130747-000
DRAWN: JRD	REV: 9
CHK: JRD	
SCALE: 1/8" = 1'-0"	
DWG No:	**P-100.01**
DOB PAGE No:	4 of 97

DOB EMPLOYEE STAMP:

DOB B-SCAN:

FILE NAME: C:\Revit Local Files\Y130747-000-AKF-865_MEP15-CENTRAL_jangner.rvt
PLOT DATE: 9/18/2015 4:59:42 AM

DEPT OF BLDGS 121206305 Job Number
E346181616 Scan Code

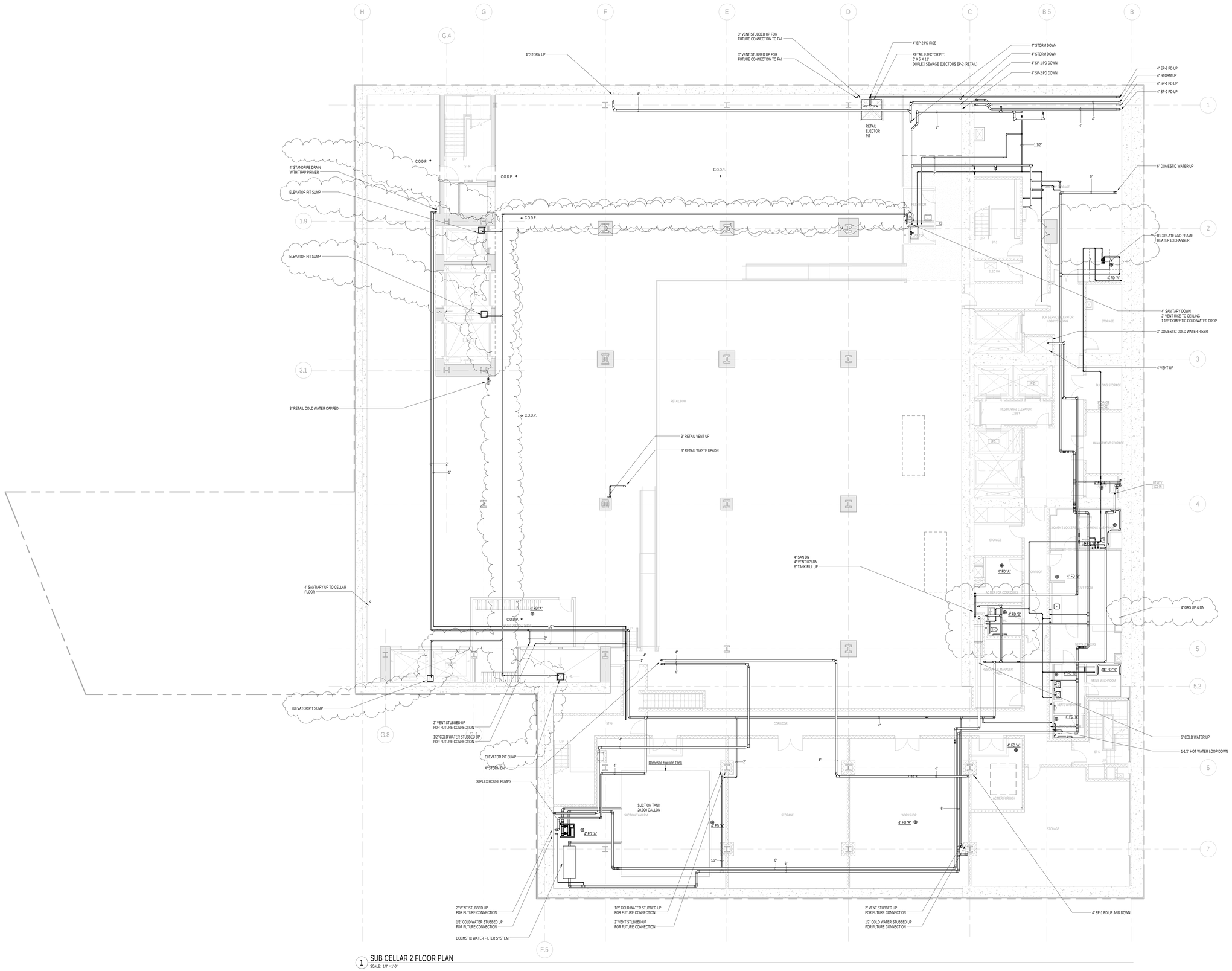

1 SUB CELLAR 2 FLOOR PLAN
SCALE: 1/8" = 1'-0"

KEY PLAN:

PROJECT NORTH

TRUE NORTH

DEVELOPER:
EXTELL DEVELOPMENT COMPANY
805 THIRD AVENUE, 7TH FLOOR
New York, NY 10022 USA
TEL: 212 712 6000 FAX: 212 712 6100

DESIGN ARCHITECT: Base Building Shell & Core
ADRIAN SMITH + GORDON GILL ARCHITECTURE
111 WEST MONROE STREET SUITE 2300
CHICAGO IL 60603
TEL: 312 920 1888 FAX: 312 920 1775

INTERIOR DESIGNER: Residential
Rottet Architecture and Design Studio, PLLC
298 Fifth Ave, 7th Floor
New York, NY 10001
TEL: 646 998 7000 FAX:

ARCHITECT OF RECORD:Base Building Shell, Core, & Residential
AAI ARCHITECTS, P.C.
401 Wellington St. W., 3rd Floor
Toronto, ON M5V 1E7 Canada
TEL: 416 967 1500 FAX: 416 967 7150

STRUCTURAL ENGINEERS:
WSP CANTOR SEINUK
228 EAST 45th Street
New York, NY 10017 USA
TEL: 212 687 9888 FAX: 646 487 5501

MEP ENGINEERS:
AKF GROUP
One Liberty Plaza, 165 Broadway, 22nd Floor
New York, NY 10006 USA
TEL: 212 354 5656 FAX: 212 354 5668

GEOTECHNICAL ENGINEERS:
Langan Engineering & Environmental Services
21 Penn Plaza - 360 West 31st Street, 8th Floor
New York, NY 10001-2727
TEL: 212 479 5400 FAX: 212 479 5444

CODE CONSULTANTS:
Construction Consulting Associates
100 Church Street
New York, NY 10007
TEL: 212 385 1818 FAX: 212 385 1911

CURTAINWALL CONSULTANT:
AJLP Consulting
40 Worth Street, Suite 826
New York, NY 10013
TEL: 212 757 5659 FAX: 646 219 8508

LANDMARK/PRESERVATION CONSULTANT:
Jan Hird Pokorny Associates, Inc.
39 West 37th Street, 12A
New York, NY 10018
TEL: 212 759 6462 FAX: 212 759 6540

No.	DESCRIPTION	DATE
1	ISSUED FOR SCHEMATIC DESIGN	04 APR 2014
2	ISSUED FOR DESIGN DEVELOPMENT	01 JUL 2014
3	ISSUED FOR DESIGN DEVELOPMENT	31 JUL 2014
4	CD PROGRESS ISSUE 1	15 OCT 2014
5	ISSUED FOR BID - PLUMBING	15 OCT 2014
6	DOB SUBMISSION	19 DEC 2014
7	CD PROGRESS ISSUE 4	01 JUN 2015
8	CD PROGRESS ISSUE 5	10 AUG 2015
9	DOB AMENDMENT 2	18 SEP 2015

0 4'-0" 8'-0" 16'-0"

Discrepancies must be reported immediately to the Architect before proceeding. Only figured dimensions are to be used. Contractors must check all dimensions on site. This drawing is protected by copyright.

ALL DIMENSIONS ARE SHOWN IN IMPERIAL.

CONSULTANT:
AKF
ONE LIBERTY PLAZA, 165 BROADWAY, 22nd FLOOR
NEW YORK, NY 10006
T: 212.354.5656 F: 212.354.5668
Arlington / Boston / Mexico City / Minneapolis / New York
Philadelphia / Princeton / Toronto / Vancouver / Washington

PROJECT:
217 WEST 57TH STREET
NEW YORK, NY

DRAWING TITLE:
PLUMBING
SUB CELLAR 2 PLAN

SEAL & SIGNATURE:

STATE OF NEW YORK · DEPARTMENT OF BUILDINGS · MICHAEL R. BLOOMBERG · MARIO J. PALUMBO · COMMISSIONER · LICENSED PROFESSIONAL ENGINEER

DATE:	04/04/14
PROJECT No:	Y130747-000
DRAWN: JRD	REV:
CHK: JRD	9
SCALE: 1/8" = 1'-0"	
DWG No:	P-101.01
DOB PAGE No:	5 of 97

DOB EMPLOYEE STAMP:

DOB B-SCAN:

36" x 48" Arch E - SHEET SIZE
FILE NAME: C:\Revit Local Files\Y130747-000-AKF-865_MEP15-CENTRAL_jlangner.rvt
PLOT DATE: 9/18/2015 4:59:58 AM

DEPT OF BLDGS 121282635 Job Number
ES247111053 Scan Code

36" x 48" Arch E SHEET SIZE

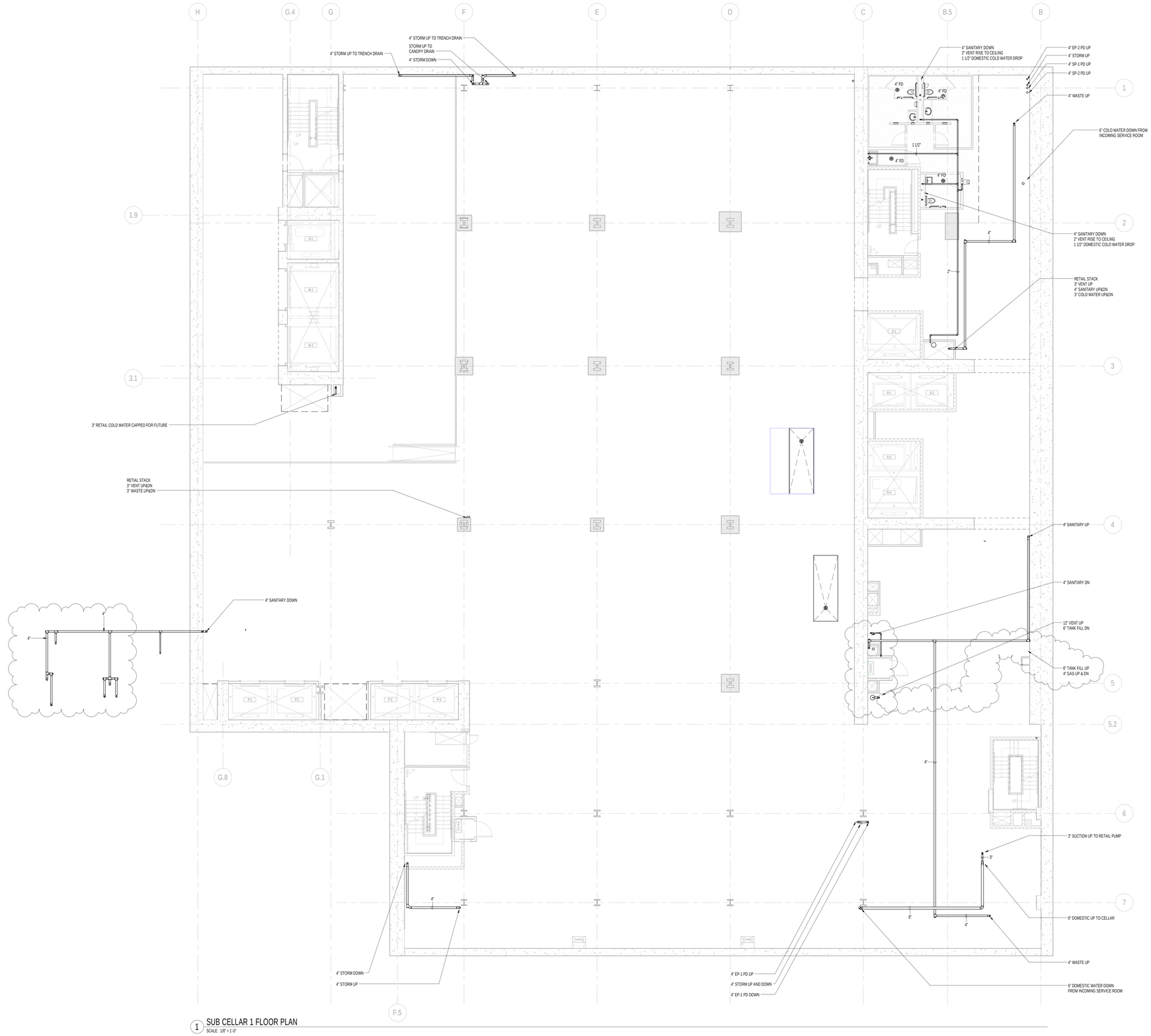

1 SUB CELLAR 1 FLOOR PLAN
SCALE: 1/8" = 1'-0"

KEY PLAN:

PROJECT NORTH

TRUE NORTH

DEVELOPER:
EXTELL DEVELOPMENT COMPANY
805 THIRD AVENUE, 7TH FLOOR
New York, NY 10022 USA
TEL: 212 712 6000 FAX: 212 712 6100

DESIGN ARCHITECT: Base Building Shell & Core
ADRIAN SMITH + GORDON GILL ARCHITECTURE
111 WEST MONROE STREET SUITE 2300
CHICAGO IL 60603
TEL: 312 920 1888 FAX: 312 920 1775

INTERIOR DESIGNER: Residential
Rottet Architecture and Design Studio, PLLC
298 Fifth Ave, 7th Floor
New York, NY 10001
TEL: 646 998 7000 FAX:

ARCHITECT OF RECORD:Base Building Shell, Core, & Residential
AAI ARCHITECTS, P.C.
401 Wellington St. W., 3rd Floor
Toronto, ON M5V 1E7 Canada
TEL: 416 967 1500 FAX: 416 967 7150

STRUCTURAL ENGINEERS:
WSP CANTOR SEINUK
228 EAST 45th Street
New York, NY 10017 USA
TEL: 212 687 9888 FAX: 646 487 5501

MEP ENGINEERS:
AKF GROUP
One Liberty Plaza, 165 Broadway, 22nd Floor
New York, NY 10006 USA
TEL: 212 354 5656 FAX: 212 354 5668

GEOTECHNICAL ENGINEERS:
Langan Engineering & Environmental Services
21 Penn Plaza - 360 West 31st Street, 8th Floor
New York, NY 10001-2727
TEL: 212 479 5400 FAX: 212 479 5444

CODE CONSULTANTS:
Construction Consulting Associates
100 Church Street
New York, NY 10007
TEL: 212 385 1818 FAX: 212 385 1911

CURTAINWALL CONSULTANT:
AJLP Consulting
40 Worth Street. Suite 826
New York, NY 10013
TEL: 212 757 5659 FAX: 646 219 8508

LANDMARK/PRESERVATION CONSULTANT:
Jan Hird Pokorny Associates, Inc.
39 West 37th Street, 12A
New York, NY 10018
TEL: 212 759 6462 FAX: 212 759 6540

No.	DESCRIPTION	DATE
1	ISSUED FOR SCHEMATIC DESIGN	04 APR 2014
2	ISSUED FOR DESIGN DEVLEOPMENT	01 JUL 2014
3	ISSUED FOR DESIGN DEVLEOPMENT	31 JUL 2014
4	CD PROGRESS ISSUE 1	15 OCT 2014
5	ISSUED FOR BID - PLUMBING	15 OCT 2014
6	DOB SUBMISSION	19 DEC 2014
7	CD PROGRESS ISSUE 4	01 JUN 2015
8	CD PROGRESS ISSUE 5	10 AUG 2015
9	DOB AMENDMENT 2	18 SEP 2015

0 4' - 0" 8' - 0" 16' - 0"

Discrepancies must be reported immediately to the Architect before proceeding. Only figured dimensions are to be used. Contractors must check all dimensions on site. This drawing is protected by copyright.

ALL DIMENSIONS ARE SHOWN IN IMPERIAL.

CONSULTANT:
AKF
ONE LIBERTY PLAZA, 165 BROADWAY, 22nd FLOOR
NEW YORK, NY 10006
T: 212.354.5656 F: 212.354.5668
Atlanta / Boise / Mexico City / Minneapolis / New York
Philadelphia / Houston / Fairfax / Rochester / Stamford

PROJECT:
217 WEST 57TH STREET
NEW YORK, NY

DRAWING TITLE:
PLUMBING
SUB CELLAR 1 PLAN

SEAL & SIGNATURE:

STATE OF NEW YORK · JAN HIRD POKORNY · No. 075139 · LICENSED PROFESSIONAL ENGINEER

DATE:	04/04/14
PROJECT No:	Y130747-000
DRAWN: JRD	REV: 9
CHK: JRD	
SCALE: 1/8" = 1'-0"	
DWG No:	P-102.01
DOB PAGE No:	6 of 97

DOB EMPLOYEE STAMP:

DOB B-SCAN:

FILE NAME: C:\Revit Local Files\Y130747-000-AKF-865_MEP15-CENTRAL_jlangner.rvt
PLOT DATE: 6/19/2015 5:50:10 AM

DEPT OF BLDGS 121263635 Job Number
E562458187-2 Scan Code

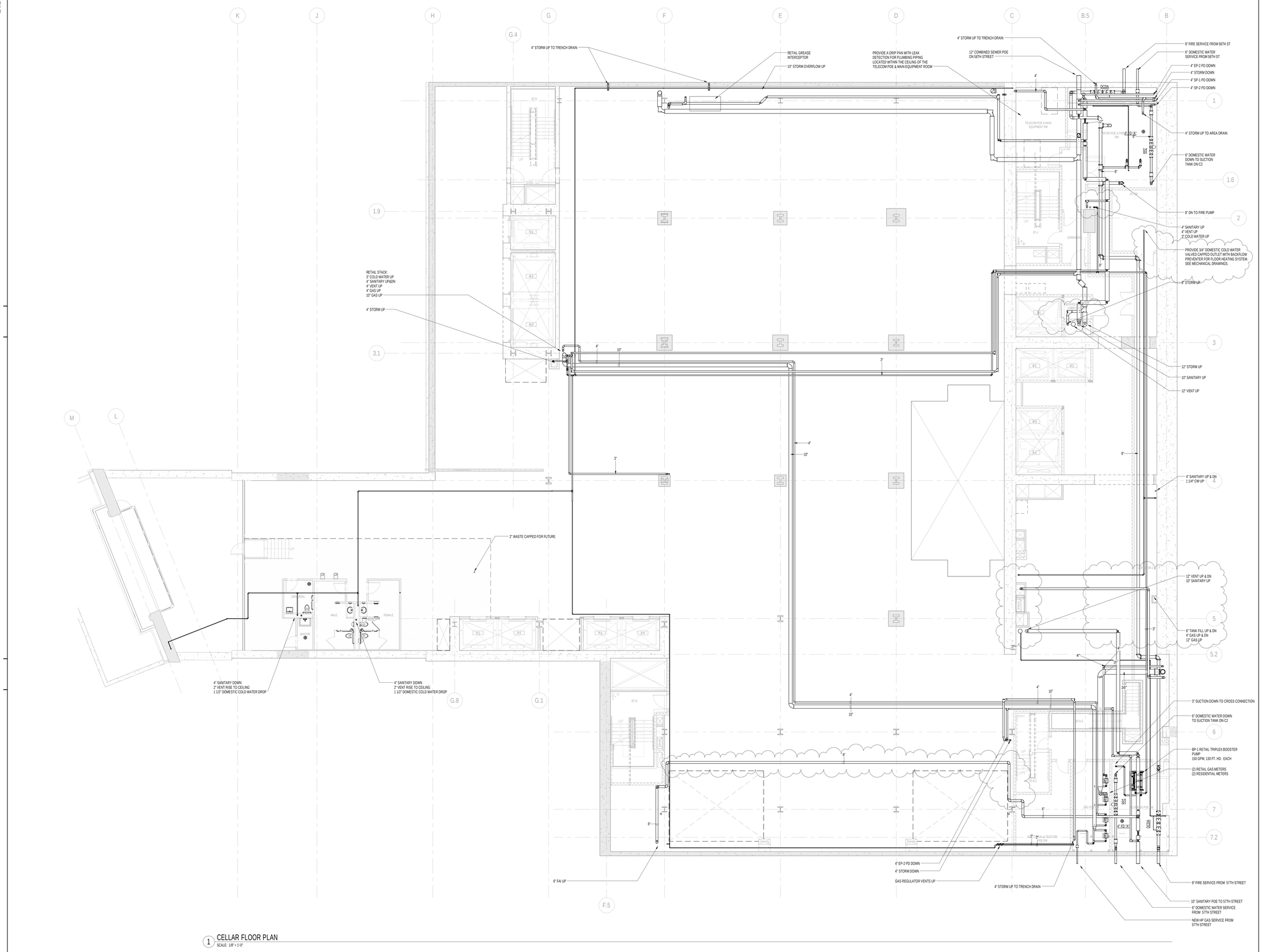

1 CELLAR FLOOR PLAN
SCALE: 1/8" = 1'-0"

KEY PLAN:

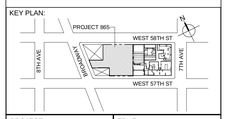

PROJECT NORTH | TRUE NORTH

DEVELOPER:
EXTELL DEVELOPMENT COMPANY
805 THIRD AVENUE, 7TH FLOOR
New York, NY 10022 USA
TEL: 212 712 6000 FAX: 212 712 6100

DESIGN ARCHITECT: Base Building Shell & Core
ADRIAN SMITH + GORDON GILL ARCHITECTURE
111 WEST MONROE STREET SUITE 2300
CHICAGO IL 60603
TEL: 312 920 1888 FAX: 312 920 1775

INTERIOR DESIGNER: Residential
Rottet Architecture and Design Studio, PLLC
298 Fifth Ave, 7th Floor
New York, NY 10001
TEL: 646 998 7000 FAX:

ARCHITECT OF RECORD:Base Building Shell, Core, & Residential
AAI ARCHITECTS, P.C.
401 Wellington St. W., 3rd Floor
Toronto, ON M5V 1E7 Canada
TEL: 416 967 1500 FAX: 416 967 7150

STRUCTURAL ENGINEERS:
WSP CANTOR SEINUK
228 EAST 45th Street
New York, NY 10017 USA
TEL: 212 687 9888 FAX: 646 487 5501

MEP ENGINEERS:
AKF GROUP
One Liberty Plaza, 165 Broadway, 22nd Floor
New York, NY 10006 USA
TEL: 212 354 5656 FAX: 212 354 5668

GEOTECHNICAL ENGINEERS:
Langan Engineering & Environmental Services
21 Penn Plaza - 360 West 31st Street, 8th Floor
New York, NY 10001-2727
TEL: 212 479 5400 FAX: 212 479 5444

CODE CONSULTANTS:
Construction Consulting Associates
100 Church Street
New York, NY 10007
TEL: 212 385 1818 FAX: 212 385 1911

CURTAINWALL CONSULTANT:
AJLP Consulting
40 Worth Street. Suite 826
New York, NY 10013
TEL: 212 757 5659 FAX: 646 219 8508

LANDMARK/PRESERVATION CONSULTANT:
Jan Hird Pokorny Associates, Inc.
39 West 37th Street, 12A
New York, NY 10018
TEL: 212 759 6462 FAX: 212 759 6540

No.	DESCRIPTION	DATE
1	ISSUED FOR SCHEMATIC DESIGN	04 APR 2014
2	ISSUED FOR DESIGN DEVELOPMENT	01 JUL 2014
3	ISSUED FOR DESIGN DEVELOPMENT	31 JUL 2014
4	CD PROGRESS ISSUE 1	15 OCT 2014
5	ISSUED FOR BID - PLUMBING	15 OCT 2014
6	DOB SUBMISSION	19 DEC 2014
7	CD PROGRESS ISSUE 4	01 JUN 2015
8	CD PROGRESS ISSUE 5	10 AUG 2015
9	DOB AMENDMENT 2	18 SEP 2015

0 4'-0" 8'-0" 16'-0"

Discrepancies must be reported immediately to the Architect before proceeding. Only figured dimensions are to be used. Contractors must check all dimensions on site. This drawing is protected by copyright.

ALL DIMENSIONS ARE SHOWN IN IMPERIAL.

CONSULTANT:
AKF
ONE LIBERTY PLAZA, 165 BROADWAY, 22nd FLOOR
NEW YORK, NY 10006
T: 212.354.5656 F: 212.354.5668
Chicago | Denver | Miami | New York | Washington | Baltimore
Philadelphia | Houston | Toronto | Montreal | Jamaica

PROJECT:
217 WEST 57TH STREET
NEW YORK, NY

DRAWING TITLE:
PLUMBING
CELLAR PLAN

SEAL & SIGNATURE:

DATE:	04/04/14
PROJECT No:	Y130747-000
DRAWN: JRD	REV: 9
CHK: JRD	
SCALE: 1/8" = 1'-0"	
DWG No:	P-103.01
DOB PAGE No:	7 of 97

DOB EMPLOYEE STAMP: DOB B-SCAN:

36" x 48" Arch E - SHEET SIZE

FILE NAME: C:\Revit Local Files\Y130747-000-AKF-865_MEP15-CENTRAL_jlangner.rvt
PLOT DATE: 9/18/2015 5:00:29 AM

DEPT OF BLDGS 121326426 Job Number
ES# 16999955 Scan Code

36" x 48" Arch E - SHEET SIZE

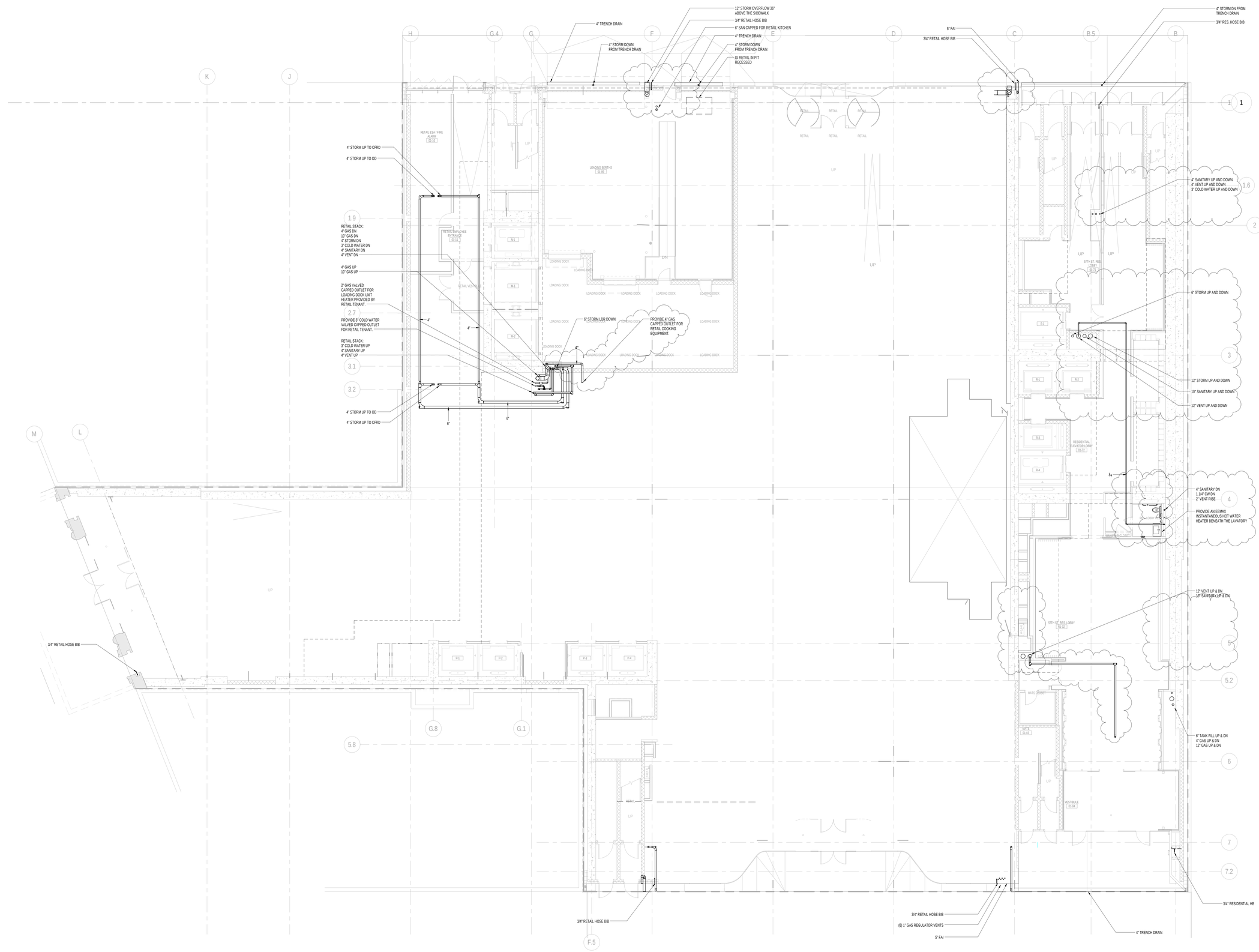

1 GROUND FLOOR PLAN
SCALE: 1/8" = 1'-0"

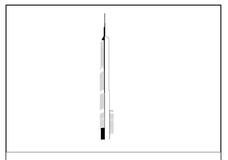

KEY PLAN:

PROJECT NORTH

TRUE NORTH

DEVELOPER:
EXTELL DEVELOPMENT COMPANY
805 THIRD AVENUE, 7TH FLOOR
New York, NY 10022 USA
TEL: 212 712 6000 FAX: 212 712 6100

DESIGN ARCHITECT: Base Building Shell & Core
ADRIAN SMITH + GORDON GILL ARCHITECTURE
111 WEST MONROE STREET SUITE 2300
CHICAGO IL 60603
TEL: 312 920 1888 FAX: 312 920 1775

INTERIOR DESIGNER: Residential
Rottet Architecture and Design Studio, PLLC
298 Fifth Ave, 7th Floor
New York, NY 10001
TEL: 646 998 7000 FAX:

ARCHITECT OF RECORD:Base Building Shell, Core, & Residential
AAI ARCHITECTS, P.C.
401 Wellington St. W., 3rd Floor
Toronto, ON M5V 1E7 Canada
TEL: 416 967 1500 FAX: 416 967 7150

STRUCTURAL ENGINEERS:
WSP CANTOR SEINUK
228 EAST 45th Street
New York, NY 10017 USA
TEL: 212 687 9888 FAX: 646 487 5501

MEP ENGINEERS:
AKF GROUP
One Liberty Plaza, 165 Broadway, 22nd Floor
New York, NY 10006 USA
TEL: 212 354 5656 FAX: 212 354 5668

GEOTECHNICAL ENGINEERS:
Langan Engineering & Environmental Services
21 Penn Plaza - 360 West 31st Street, 8th Floor
New York, NY 10001-2727
TEL: 212 479 5400 FAX: 212 479 5444

CODE CONSULTANTS:
Construction Consulting Associates
100 Church Street
New York, NY 10007
TEL: 212 385 1818 FAX: 212 385 1911

CURTAINWALL CONSULTANT:
AJLP Consulting
40 Worth Street. Suite 826
New York, NY 10013
TEL: 212 757 5659 FAX: 646 219 8508

LANDMARK/PRESERVATION CONSULTANT:
Jan Hird Pokorny Associates, Inc.
39 West 37th Street, 12A
New York, NY 10018
TEL: 212 759 6462 FAX: 212 759 6540

No.	DESCRIPTION	DATE
1	ISSUED FOR SCHEMATIC DESIGN	04 APR 2014
2	ISSUED FOR DESIGN DEVLEOPMENT	01 JUL 2014
3	ISSUED FOR DESIGN DEVLEOPMENT	31 JUL 2014
4	CD PROGRESS ISSUE 1	15 OCT 2014
5	ISSUED FOR BID - PLUMBING	15 OCT 2014
6	DOB SUBMISSION	19 DEC 2014
7	CD PROGRESS ISSUE 4	01 JUN 2015
8	CD PROGRESS ISSUE 5	10 AUG 2015
9	DOB AMENDMENT 2	18 SEP 2015

0 4'-0" 8'-0" 16'-0"

Discrepancies must be reported immediately to the Architect before proceeding. Only figured dimensions are to be used. Contractors must check all dimensions on site. This drawing is protected by copyright.

ALL DIMENSIONS ARE SHOWN IN IMPERIAL.

CONSULTANT:
AKF
ONE LIBERTY PLAZA, 165 BROADWAY, 22nd FLOOR
NEW YORK, NY 10006
T: 212.354.5656 F: 212.354.5668
Atlanta • Dallas • Miami Gulf • Philadelphia • Washington
Plumbing • Fire Protection • Fire Alarm • Electrical • Telecom

PROJECT:
217 WEST 57TH STREET
NEW YORK, NY

DRAWING TITLE:
PLUMBING
GROUND FLOOR PLAN

SEAL & SIGNATURE:

STATE OF NEW YORK · CHRISTOPHER D. MOORE · No. 075136 · LICENSED PROFESSIONAL ENGINEER

DATE:	04/04/14
PROJECT No:	Y130747-000
DRAWN: JRD	REV:
CHK: JRD	9
SCALE: 1/8" = 1'-0"	
DWG No:	
P-104.01	
DOB PAGE No:	8 of 97

DOB EMPLOYEE STAMP:

DOB B-SCAN:

FILE NAME: C:\Revit Local Files\Y130747-000-AKF-865_MEP15-CENTRAL_jangrant.rvt
PLOT DATE: 4/10/2015 5:00:42 AM

DEPT OF BLDGS 121263426 Job Number
E244205941 Scan Code

36" x 48" Arch E - SHEET SIZE

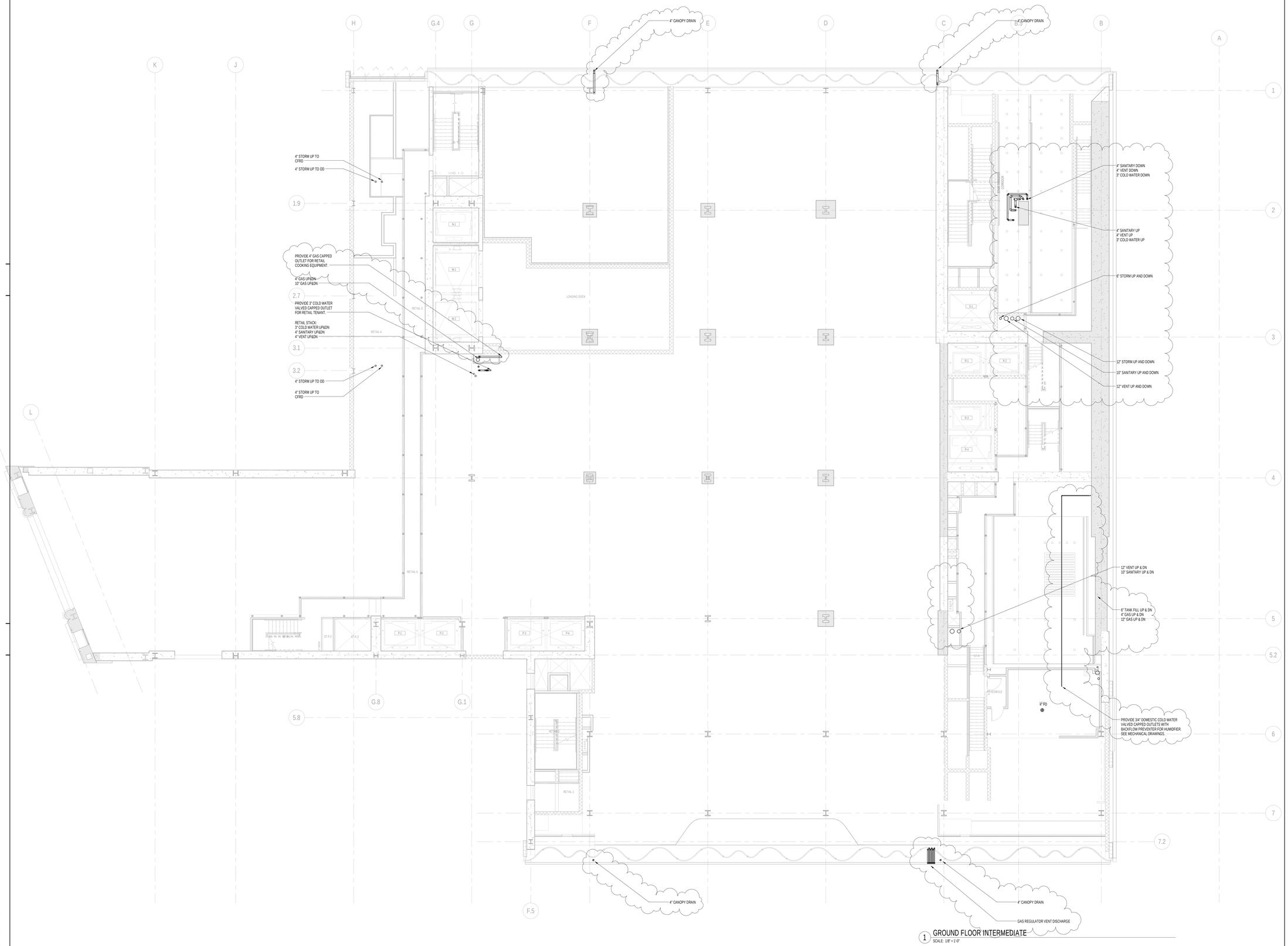

1 GROUND FLOOR INTERMEDIATE
SCALE: 1/8" = 1'-0"

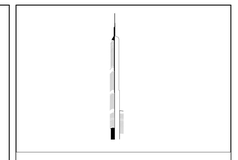

KEY PLAN:

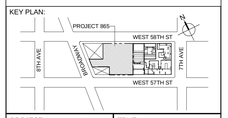

PROJECT NORTH

TRUE NORTH

DEVELOPER:
EXTELL DEVELOPMENT COMPANY
805 THIRD AVENUE, 7TH FLOOR
New York, NY 10022 USA
TEL: 212 712 6000 FAX: 212 712 6100

DESIGN ARCHITECT: Base Building Shell & Core
ADRIAN SMITH + GORDON GILL ARCHITECTURE
111 WEST MONROE STREET SUITE 2300
CHICAGO IL 60603
TEL: 312 920 1888 FAX: 312 920 1775

INTERIOR DESIGNER: Residential
Rottet Architecture and Design Studio, PLLC
298 Fifth Ave, 7th Floor
New York, NY 10001
TEL: 646 998 7000 FAX:

ARCHITECT OF RECORD:Base Building Shell, Core, & Residential
AAI ARCHITECTS, P.C.
401 Wellington St. W., 3rd Floor
Toronto, ON M5V 1E7 Canada
TEL: 416 967 1500 FAX: 416 967 7150

STRUCTURAL ENGINEERS:
WSP CANTOR SEINUK
228 EAST 45th Street
New York, NY 10017 USA
TEL: 212 687 9888 FAX: 646 487 5501

MEP ENGINEERS:
AKF GROUP
One Liberty Plaza, 165 Broadway, 22nd Floor
New York, NY 10006 USA
TEL: 212 354 5656 FAX: 212 354 5668

GEOTECHNICAL ENGINEERS:
Langan Engineering & Environmental Services
21 Penn Plaza - 360 West 31st Street, 8th Floor
New York, NY 10001-2727
TEL: 212 479 5400 FAX: 212 479 5444

CODE CONSULTANTS:
Construction Consulting Associates
100 Church Street
New York, NY 10007
TEL: 212 385 1818 FAX: 212 385 1911

CURTAINWALL CONSULTANT:
AJLP Consulting
40 Worth Street. Suite 826
New York, NY 10013
TEL: 212 757 5659 FAX: 646 219 8508

LANDMARK/PRESERVATION CONSULTANT:
Jan Hird Pokorny Associates, Inc.
39 West 37th Street, 12A
New York, NY 10018
TEL: 212 759 6462 FAX: 212 759 6540

No.	DESCRIPTION	DATE
1	ISSUED FOR SCHEMATIC DESIGN	04 APR 2014
2	ISSUED FOR DESIGN DEVLEOPMENT	01 JUL 2014
3	ISSUED FOR DESIGN DEVLEOPMENT	31 JUL 2014
4	CD PROGRESS ISSUE 1	15 OCT 2014
5	ISSUED FOR BID - PLUMBING	15 OCT 2014
6	DOB SUBMISSION	19 DEC 2014
7	CD PROGRESS ISSUE 4	01 JUN 2015
8	CD PROGRESS ISSUE 5	10 AUG 2015
9	DOB AMENDMENT 2	18 SEP 2015

0 4' - 0" 8' - 0" 16' - 0"

Discrepancies must be reported immediately to the Architect before proceeding. Only figured dimensions are to be used. Contractors must check all dimensions on site. This drawing is protected by copyright.

ALL DIMENSIONS ARE SHOWN IN IMPERIAL.

CONSULTANT:
AKF
ONE LIBERTY PLAZA, 165 BROADWAY, 22nd FLOOR
NEW YORK, NY 10006
T: 212.354.5656 F: 212.354.5668
Atlanta / Boise / Mexico City / Minneapolis / New York
Philadelphia / Houston / Fairfax / Rochester / Stamford

PROJECT:
217 WEST 57TH STREET
NEW YORK, NY

DRAWING TITLE:
PLUMBING
GROUND FLOOR INTERMEDIATE PLAN

SEAL & SIGNATURE:

DATE:	04/04/14
PROJECT No:	Y130747-000
DRAWN: JRD	REV: 9
CHK: JRD	
SCALE: 1/8" = 1'-0"	
DWG No:	**P-105.01**
DOB PAGE No:	9 of 97

DOB EMPLOYEE STAMP:

DOB B-SCAN:

FILE NAME: C:\Revit Local Files\Y130747-000-AKF-BBL_MEP15-CENTRAL_jlangner.rvt
PLOT DATE: 8/18/2015 5:56:52 AM

DEPT OF BLDGS 121206305 Job Number
E387565971 Scan Code

36" x 48" Arch E - SHEET SIZE

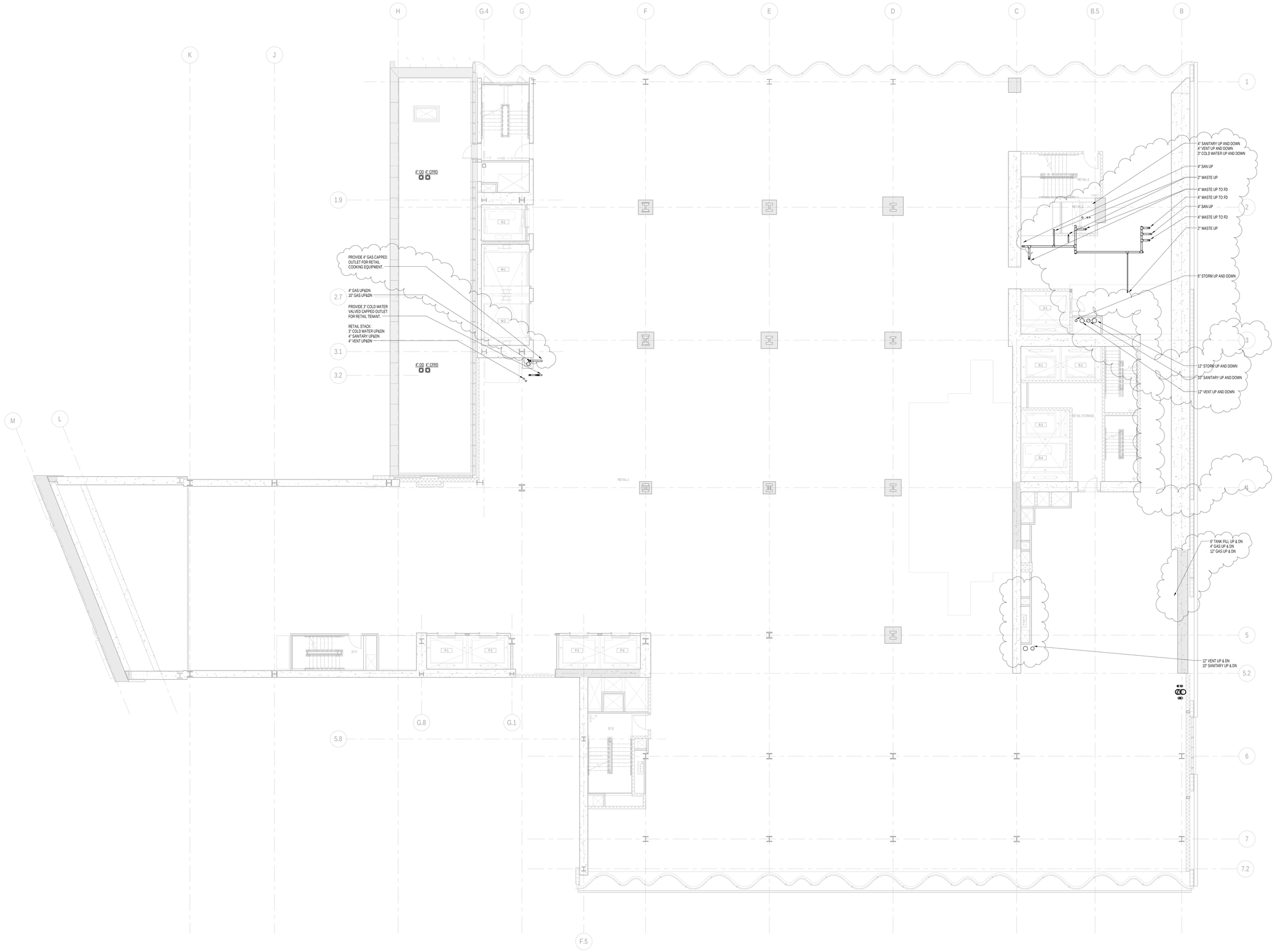

1 2nd FLOOR PLAN
SCALE: 1/8" = 1'-0"

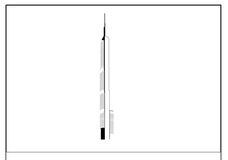

KEY PLAN:

PROJECT NORTH

TRUE NORTH

DEVELOPER:
EXTELL DEVELOPMENT COMPANY
805 THIRD AVENUE, 7TH FLOOR
New York, NY 10022 USA
TEL: 212 712 6000 FAX: 212 712 6100

DESIGN ARCHITECT: Base Building Shell & Core
ADRIAN SMITH + GORDON GILL ARCHITECTURE
111 WEST MONROE STREET SUITE 2300
CHICAGO IL 60603
TEL: 312 920 1888 FAX: 312 920 1775

INTERIOR DESIGNER: Residential
Rottet Architecture and Design Studio, PLLC
298 Fifth Ave, 7th Floor
New York, NY 10001
TEL: 646 998 7000 FAX:

ARCHITECT OF RECORD:Base Building Shell, Core, & Residential
AAI ARCHITECTS, P.C.
401 Wellington St. W., 3rd Floor
Toronto, ON M5V 1E7 Canada
TEL: 416 967 1500 FAX: 416 967 7150

STRUCTURAL ENGINEERS:
WSP CANTOR SEINUK
228 EAST 45th Street
New York, NY 10017 USA
TEL: 212 687 9888 FAX: 646 487 5501

MEP ENGINEERS:
AKF GROUP
One Liberty Plaza, 165 Broadway, 22nd Floor
New York, NY 10006 USA
TEL: 212 354 5656 FAX: 212 354 5668

GEOTECHNICAL ENGINEERS:
Langan Engineering & Environmental Services
21 Penn Plaza - 360 West 31st Street, 8th Floor
New York, NY 10001-2727
TEL: 212 479 5400 FAX: 212 479 5444

CODE CONSULTANTS:
Construction Consulting Associates
100 Church Street
New York, NY 10007
TEL: 212 385 1818 FAX: 212 385 1911

CURTAINWALL CONSULTANT:
AJLP Consulting
40 Worth Street. Suite 826
New York, NY 10013
TEL: 212 757 5659 FAX: 646 219 8508

LANDMARK/PRESERVATION CONSULTANT:
Jan Hird Pokorny Associates, Inc.
39 West 37th Street, 12A
New York, NY 10018
TEL: 212 759 6462 FAX: 212 759 6540

No.	DESCRIPTION	DATE
1	ISSUED FOR SCHEMATIC DESIGN	04 APR 2014
2	ISSUED FOR DESIGN DEVELOPMENT	01 JUL 2014
3	ISSUED FOR DESIGN DEVELOPMENT	31 JUL 2014
4	CD PROGRESS ISSUE 1	15 OCT 2014
5	ISSUED FOR BID - PLUMBING	15 OCT 2014
6	DOB SUBMISSION	19 DEC 2014
7	CD PROGRESS ISSUE 3	09 MAR 2015
8	CD PROGRESS ISSUE 4	01 JUN 2015
9	CD PROGRESS ISSUE 5	10 AUG 2015
10	DOB AMENDMENT 2	18 SEP 2015

0 4'-0" 8'-0" 16'-0"

Discrepancies must be reported immediately to the Architect before proceeding. Only figured dimensions are to be used. Contractors must check all dimensions on site. This drawing is protected by copyright.

ALL DIMENSIONS ARE SHOWN IN IMPERIAL.

CONSULTANT:
AKF
ONE LIBERTY PLAZA, 165 BROADWAY, 22nd FLOOR
NEW YORK, NY 10006
T: 212.354.5656 F: 212.354.5668
Abuja | Accra | Abu Dhabi | Bangkok | Beijing
Philadelphia | Houston | Toronto | Mumbai | Jakarta

PROJECT:

217 WEST 57TH STREET
NEW YORK, NY

DRAWING TITLE:

PLUMBING
2nd FLOOR PLAN

SEAL & SIGNATURE:

STATE OF NEW YORK · JAN HIRD POKORNY · 025 · 025 · PROFESSIONAL ENGINEER

DATE:	04/04/14
PROJECT No:	Y130747-000
DRAWN: JRD	REV:
CHK: JRD	10
SCALE: 1/8" = 1'-0"	
DWG No:	
P-106.01	
DOB PAGE No:	10 of 97

DOB EMPLOYEE STAMP:

DOB B-SCAN:

FILE NAME: C:\Revit Local Files\Y130747-000-AKF-865_MEP15-CENTRAL_jlangner.rvt
PLOT DATE: 9/18/2015 9:56:39 AM

DEPT OF BLDGS 121263426 Job Number
E320568470X6 Scan Code

36" x 48" Arch E - SHEET SIZE

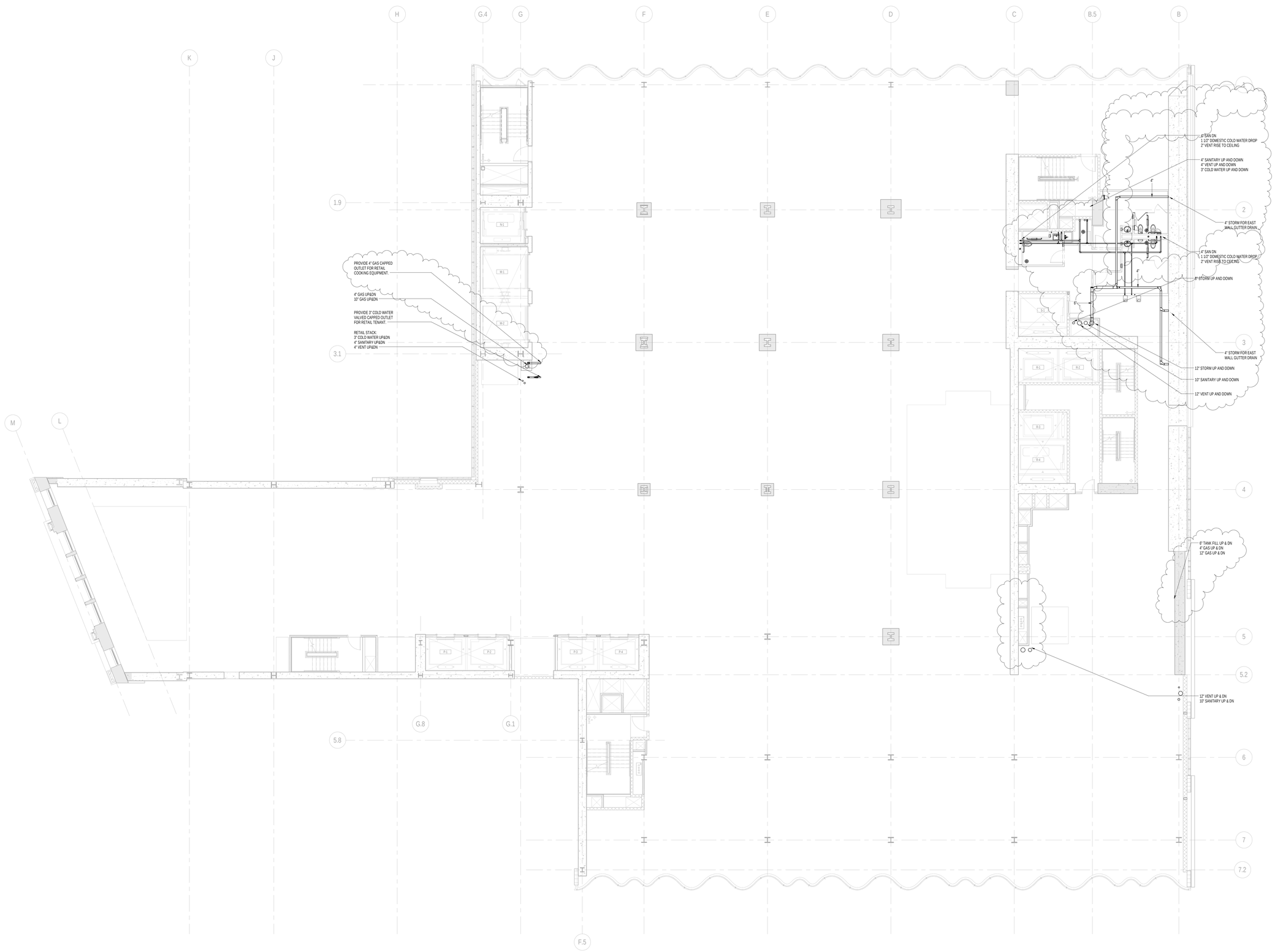

1 3rd FLOOR PLAN
SCALE: 1/8" = 1'-0"

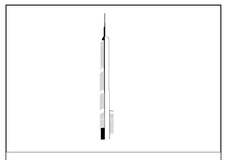

KEY PLAN:

PROJECT NORTH

TRUE NORTH

DEVELOPER:
EXTELL DEVELOPMENT COMPANY
805 THIRD AVENUE, 7TH FLOOR
New York, NY 10022 USA
TEL: 212 712 6000 FAX: 212 712 6100

DESIGN ARCHITECT: Base Building Shell & Core
ADRIAN SMITH + GORDON GILL ARCHITECTURE
111 WEST MONROE STREET SUITE 2300
CHICAGO IL 60603
TEL: 312 920 1888 FAX: 312 920 1775

INTERIOR DESIGNER: Residential
Rottet Architecture and Design Studio, PLLC
298 Fifth Ave, 7th Floor
New York, NY 10001
TEL: 646 998 7000 FAX:

ARCHITECT OF RECORD:Base Building Shell, Core, & Residential
AAI ARCHITECTS, P.C.
401 Wellington St. W., 3rd Floor
Toronto, ON M5V 1E7 Canada
TEL: 416 967 1500 FAX: 416 967 7150

STRUCTURAL ENGINEERS:
WSP CANTOR SEINUK
228 EAST 45th Street
New York, NY 10017 USA
TEL: 212 687 9888 FAX: 646 487 5501

MEP ENGINEERS:
AKF GROUP
One Liberty Plaza, 165 Broadway, 22nd Floor
New York, NY 10006 USA
TEL: 212 354 5656 FAX: 212 354 5668

GEOTECHNICAL ENGINEERS:
Langan Engineering & Environmental Services
21 Penn Plaza - 360 West 31st Street, 8th Floor
New York, NY 10001-2727
TEL: 212 479 5400 FAX: 212 479 5444

CODE CONSULTANTS:
Construction Consulting Associates
100 Church Street
New York, NY 10007
TEL: 212 385 1818 FAX: 212 385 1911

CURTAINWALL CONSULTANT:
AJLP Consulting
40 Worth Street. Suite 826
New York, NY 10013
TEL: 212 757 5659 FAX: 646 219 8508

LANDMARK/PRESERVATION CONSULTANT:
Jan Hird Pokorny Associates, Inc.
39 West 37th Street, 12A
New York, NY 10018
TEL: 212 759 6462 FAX: 212 759 6540

No.	DESCRIPTION	DATE
1	ISSUED FOR SCHEMATIC DESIGN	04 APR 2014
2	ISSUED FOR DESIGN DEVLEOPMENT	01 JUL 2014
3	ISSUED FOR DESIGN DEVLEOPMENT	31 JUL 2014
4	CD PROGRESS ISSUE 1	15 OCT 2014
5	ISSUED FOR BID - PLUMBING	15 OCT 2014
6	DOB SUBMISSION	19 DEC 2014
7	CD PROGRESS ISSUE 3	09 MAR 2015
8	CD PROGRESS ISSUE 4	01 JUN 2015
9	CD PROGRESS ISSUE 5	10 AUG 2015
10	DOB AMENDMENT 2	18 SEP 2015

0 4'-0" 8'-0" 16'-0"

Discrepancies must be reported immediately to the Architect before proceeding. Only figured dimensions are to be used. Contractors must check all dimensions on site. This drawing is protected by copyright.

ALL DIMENSIONS ARE SHOWN IN IMPERIAL.

CONSULTANT:
AKF
ONE LIBERTY PLAZA, 165 BROADWAY, 22nd FLOOR
NEW YORK, NY 10006
T: 212.354.5656 F: 212.354.5668
Abuja | Accra | Miami City | Westport | New York
Philadelphia | Houston | Toronto | Sochi | Jeddah

PROJECT:

217 WEST 57TH STREET
NEW YORK, NY

DRAWING TITLE:

PLUMBING
3rd FLOOR PLAN

SEAL & SIGNATURE:

STATE OF NEW YORK · JAMES R. DEVLIN · No. 075135 · LICENSED PROFESSIONAL ENGINEER

DATE:	04/04/14
PROJECT No:	Y130747-000
DRAWN: JRD	REV:
CHK: JRD	10
SCALE: 1/8" = 1'-0"	
DWG No:	
P-107.01	
DOB PAGE No:	11 of 97

DOB EMPLOYEE STAMP:

DOB B-SCAN:

FILE NAME: C:\Revit Local Files\Y130747-000-AKF-865_MEP15-CENTRAL_jlangner.rvt
PLOT DATE: 9/18/2015 9:02:32 AM

DEPT OF BLDGS 121205205 Job Number
E3297197829 Scan Code

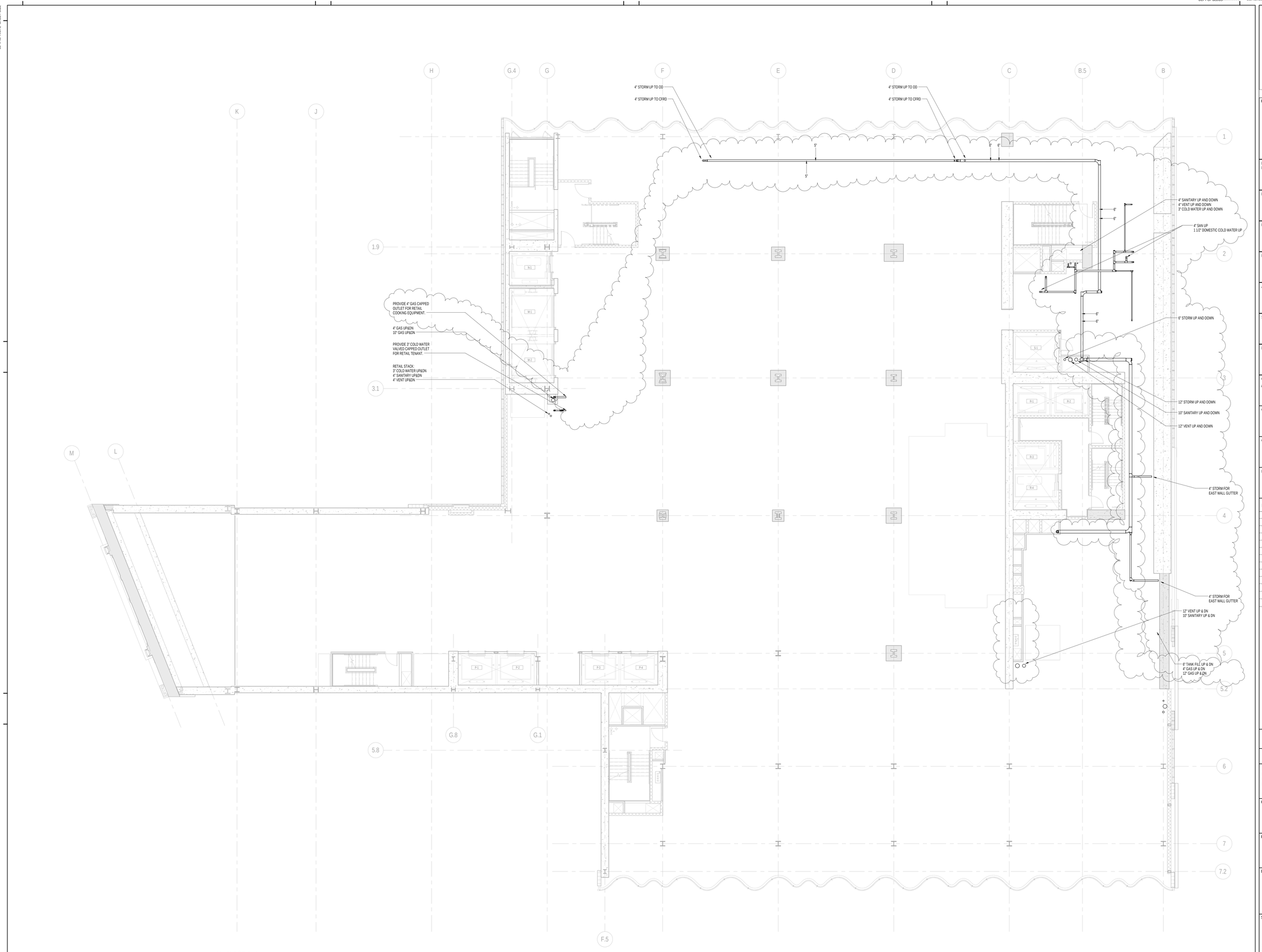

1 4th FLOOR PLAN
SCALE: 1/8" = 1'-0"

KEY PLAN:

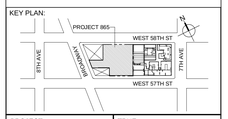

PROJECT NORTH

TRUE NORTH

DEVELOPER:
EXTELL DEVELOPMENT COMPANY
805 THIRD AVENUE, 7TH FLOOR
New York, NY 10022 USA
TEL: 212 712 6000 FAX: 212 712 6100

DESIGN ARCHITECT: Base Building Shell & Core
ADRIAN SMITH + GORDON GILL ARCHITECTURE
111 WEST MONROE STREET SUITE 2300
CHICAGO IL 60603
TEL: 312 920 1888 FAX: 312 920 1775

INTERIOR DESIGNER: Residential
Rottet Architecture and Design Studio, PLLC
298 Fifth Ave, 7th Floor
New York, NY 10001
TEL: 646 998 7000 FAX:

ARCHITECT OF RECORD:Base Building Shell, Core, & Residential
AAI ARCHITECTS, P.C.
401 Wellington St. W., 3rd Floor
Toronto, ON M5V 1E7 Canada
TEL: 416 967 1500 FAX: 416 967 7150

STRUCTURAL ENGINEERS:
WSP CANTOR SEINUK
228 EAST 45th Street
New York, NY 10017 USA
TEL: 212 687 9888 FAX: 646 487 5501

MEP ENGINEERS:
AKF GROUP
One Liberty Plaza, 165 Broadway, 22nd Floor
New York, NY 10006 USA
TEL: 212 354 5656 FAX: 212 354 5668

GEOTECHNICAL ENGINEERS:
Langan Engineering & Environmental Services
21 Penn Plaza - 360 West 31st Street, 8th Floor
New York, NY 10001-2727
TEL: 212 479 5400 FAX: 212 479 5444

CODE CONSULTANTS:
Construction Consulting Associates
100 Church Street
New York, NY 10007
TEL: 212 385 1818 FAX: 212 385 1911

CURTAINWALL CONSULTANT:
AJLP Consulting
40 Worth Street, Suite 826
New York, NY 10013
TEL: 212 757 5659 FAX: 646 219 8508

LANDMARK/PRESERVATION CONSULTANT:
Jan Hird Pokorny Associates, Inc.
39 West 37th Street, 12A
New York, NY 10018
TEL: 212 759 6462 FAX: 212 759 6540

No.	DESCRIPTION	DATE
1	ISSUED FOR SCHEMATIC DESIGN	04 APR 2014
2	ISSUED FOR DESIGN DEVELOPMENT	01 JUL 2014
3	ISSUED FOR DESIGN DEVLEOPMENT	31 JUL 2014
4	CD PROGRESS ISSUE 1	15 OCT 2014
5	ISSUED FOR BID - PLUMBING	15 OCT 2014
6	DOB SUBMISSION	19 DEC 2014
7	CD PROGRESS ISSUE 3	09 MAR 2015
8	CD PROGRESS ISSUE 4	01 JUN 2015
9	CD PROGRESS ISSUE 5	10 AUG 2015
10	DOB AMENDMENT 2	18 SEP 2015

0 4'-0" 8'-0" 16'-0"

Discrepancies must be reported immediately to the Architect before proceeding. Only figured dimensions are to be used. Contractors must check all dimensions on site. This drawing is protected by copyright.

ALL DIMENSIONS ARE SHOWN IN IMPERIAL.

CONSULTANT:
AKF
ONE LIBERTY PLAZA, 165 BROADWAY, 22nd FLOOR
NEW YORK, NY 10006
T: 212.354.5656 F: 212.354.5668
Chicago / Denver / Detroit / Dallas / Minneapolis / New York
Philadelphia / Princeton / Toronto / Rochester / Sarnia/Lapt

PROJECT:
217 WEST 57TH STREET
NEW YORK, NY

DRAWING TITLE:
PLUMBING
4th FLOOR PLAN

SEAL & SIGNATURE:

DATE:	04/04/14
PROJECT No:	Y130747-000
DRAWN: JRD	REV: 10
CHK: JRD	
SCALE: 1/8" = 1'-0"	
DWG No:	**P-108.01**
DOB PAGE No:	12 of 97

DOB EMPLOYEE STAMP:

DOB B-SCAN:

36" x 48" Arch E - SHEET SIZE

FILE NAME: C:\Revit Local Files\Y130747-000-AKF-865_MEPS-CENTRAL_jbergeron.rvt
PLOT DATE: 9/15/2015 10:26 AM

DEPT OF BLDGS 121263635 Job Number
E5325029647 Scan Code

36" x 48" Arch E SHEET SIZE

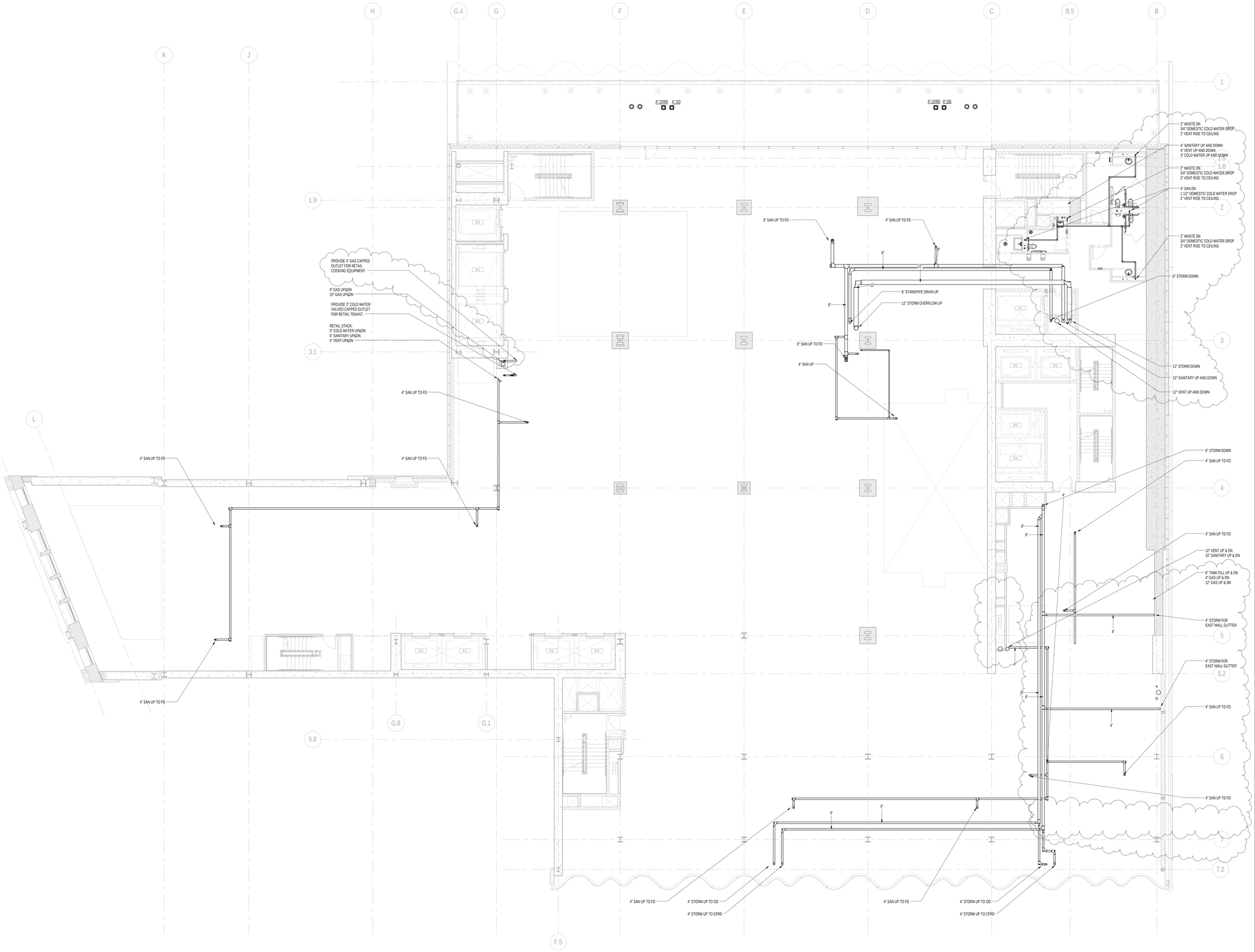

1 5th FLOOR PLAN
SCALE: 1/8" = 1'-0"

KEY PLAN:

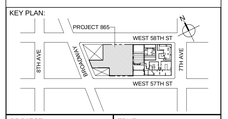

PROJECT NORTH

TRUE NORTH

DEVELOPER:
EXTELL DEVELOPMENT COMPANY
805 THIRD AVENUE, 7TH FLOOR
New York, NY 10022 USA
TEL: 212 712 6000 FAX: 212 712 6100

DESIGN ARCHITECT: Base Building Shell & Core
ADRIAN SMITH + GORDON GILL ARCHITECTURE
111 WEST MONROE STREET SUITE 2300
CHICAGO IL 60603
TEL: 312 920 1888 FAX: 312 920 1775

INTERIOR DESIGNER: Residential
Rottet Architecture and Design Studio, PLLC
298 Fifth Ave, 7th Floor
New York, NY 10001
TEL: 646 998 7000 FAX:

ARCHITECT OF RECORD:Base Building Shell, Core, & Residential
AAI ARCHITECTS, P.C.
401 Wellington St. W., 3rd Floor
Toronto, ON M5V 1E7 Canada
TEL: 416 967 1500 FAX: 416 967 7150

STRUCTURAL ENGINEERS:
WSP CANTOR SEINUK
228 EAST 45th Street
New York, NY 10017 USA
TEL: 212 687 9888 FAX: 646 487 5501

MEP ENGINEERS:
AKF GROUP
One Liberty Plaza, 165 Broadway, 22nd Floor
New York, NY 10006 USA
TEL: 212 354 5656 FAX: 212 354 5668

GEOTECHNICAL ENGINEERS:
Langan Engineering & Environmental Services
21 Penn Plaza - 360 West 31st Street, 8th Floor
New York, NY 10001-2727
TEL: 212 479 5400 FAX: 212 479 5444

CODE CONSULTANTS:
Construction Consulting Associates
100 Church Street
New York, NY 10007
TEL: 212 385 1818 FAX: 212 385 1911

CURTAINWALL CONSULTANT:
AJLP Consulting
40 Worth Street. Suite 826
New York, NY 10013
TEL: 212 757 5659 FAX: 646 219 8508

LANDMARK/PRESERVATION CONSULTANT:
Jan Hird Pokorny Associates, Inc.
39 West 37th Street, 12A
New York, NY 10018
TEL: 212 759 6462 FAX: 212 759 6540

No.	DESCRIPTION	DATE
1	ISSUED FOR SCHEMATIC DESIGN	04 APR 2014
2	ISSUED FOR DESIGN DEVELOPMENT	01 JUL 2014
3	ISSUED FOR DESIGN DEVELOPMENT	31 JUL 2014
4	CD PROGRESS ISSUE 1	15 OCT 2014
5	ISSUED FOR BID - PLUMBING	15 OCT 2014
6	DOB SUBMISSION	19 DEC 2014
7	CD PROGRESS ISSUE 3	09 MAR 2015
8	CD PROGRESS ISSUE 4	01 JUN 2015
9	CD PROGRESS ISSUE 5	10 AUG 2015
10	DOB AMENDMENT 2	18 SEP 2015

0 4' - 0" 8' - 0" 16' - 0"

Discrepancies must be reported immediately to the Architect before proceeding. Only figured dimensions are to be used. Contractors must check all dimensions on site. This drawing is protected by copyright.

ALL DIMENSIONS ARE SHOWN IN IMPERIAL.

CONSULTANT:
AKF
ONE LIBERTY PLAZA, 165 BROADWAY, 22nd FLOOR
NEW YORK, NY 10006
T: 212.354.5656 F: 212.354.5668
Atlanta / Boise / Mexico City / Minneapolis / New York
Philadelphia / Houston / Fairfax / Rochester / Sacramento

PROJECT:
217 WEST 57TH STREET
NEW YORK, NY

DRAWING TITLE:
PLUMBING
5th FLOOR PLAN

SEAL & SIGNATURE:

STATE OF NEW YORK · JAN HIRD POKORNY · 24 · 075-18 · LICENSED PROFESSIONAL ENGINEER

DATE:	04/04/14
PROJECT No:	Y130747-000
DRAWN: JRD	REV:
CHK: JRD	10
SCALE: 1/8" = 1'-0"	
DWG No:	
P-109.01	
DOB PAGE No:	13 of 97

DOB EMPLOYEE STAMP:

DOB B-SCAN:

FILE NAME: C:\Revit Local Files\Y130747-000-AKF-BBL_MEP15-CENTRAL_jlangner.rvt
PLOT DATE 6/18/2015 5:01:39 AM

DEPT OF BLDGS 121206505 Job Number
E3100011086 Scan Code

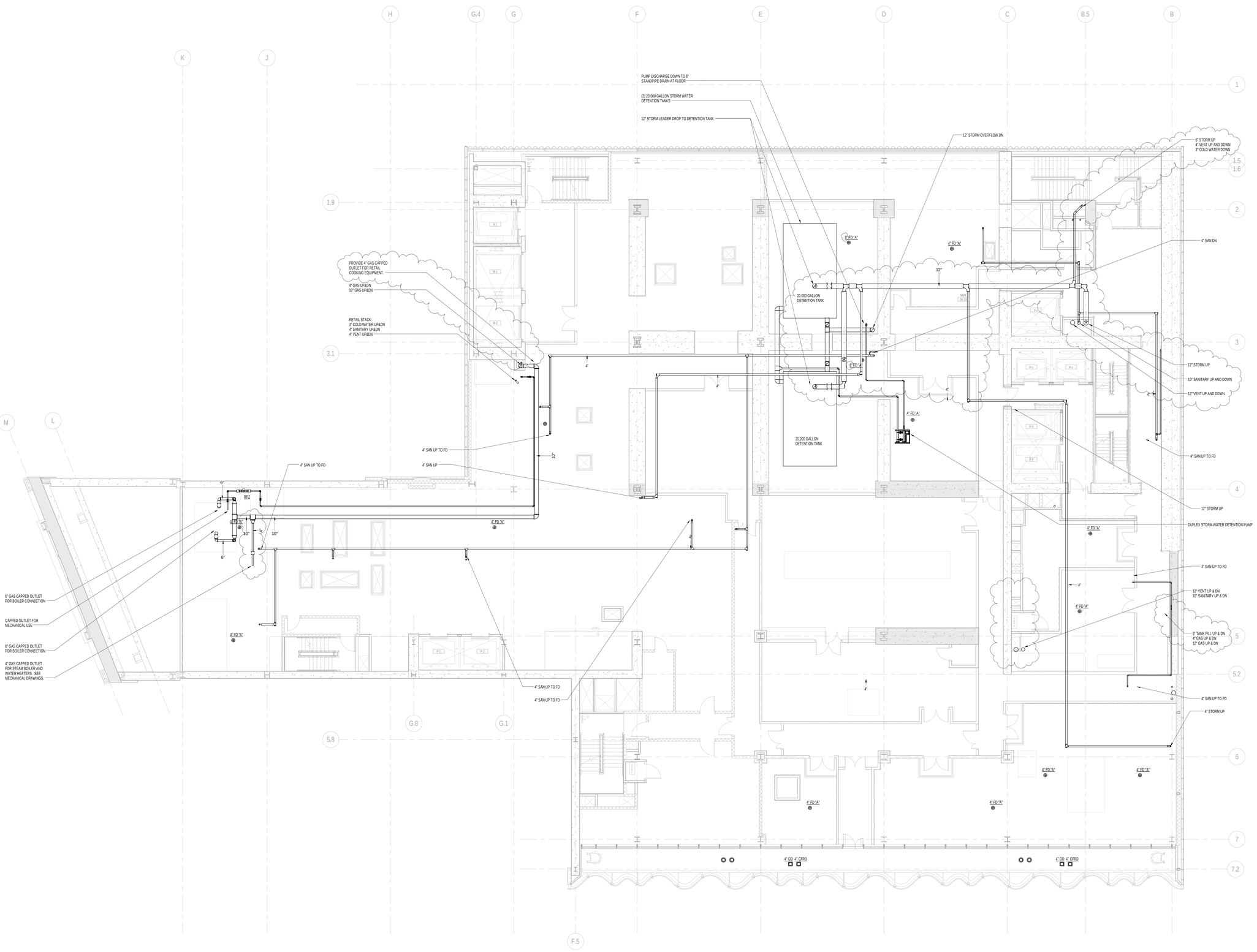

1 6th FLOOR PLAN
SCALE: 1/8" = 1'-0"

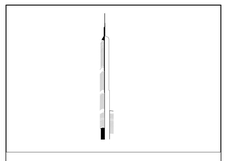

KEY PLAN:

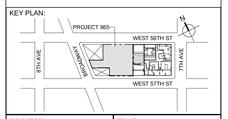

PROJECT NORTH

TRUE NORTH

DEVELOPER:
EXTELL DEVELOPMENT COMPANY
805 THIRD AVENUE, 7TH FLOOR
New York, NY 10022 USA
TEL: 212 712 6000 FAX: 212 712 6100

DESIGN ARCHITECT: Base Building Shell & Core
ADRIAN SMITH + GORDON GILL ARCHITECTURE
111 WEST MONROE STREET SUITE 2300
CHICAGO IL 60603
TEL: 312 920 1888 FAX: 312 920 1775

INTERIOR DESIGNER: Residential
Rottet Architecture and Design Studio, PLLC
298 Fifth Ave, 7th Floor
New York, NY 10001
TEL: 646 998 7000 FAX:

ARCHITECT OF RECORD:Base Building Shell, Core, & Residential
AAI ARCHITECTS, P.C.
401 Wellington St. W., 3rd Floor
Toronto, ON M5V 1E7 Canada
TEL: 416 967 1500 FAX: 416 967 7150

STRUCTURAL ENGINEERS:
WSP CANTOR SEINUK
228 EAST 45th Street
New York, NY 10017 USA
TEL: 212 687 9888 FAX: 646 487 5501

MEP ENGINEERS:
AKF GROUP
One Liberty Plaza, 165 Broadway, 22nd Floor
New York, NY 10006 USA
TEL: 212 354 5656 FAX: 212 354 5668

GEOTECHNICAL ENGINEERS:
Langan Engineering & Environmental Services
21 Penn Plaza - 360 West 31st Street, 8th Floor
New York, NY 10001-2727
TEL: 212 479 5400 FAX: 212 479 5444

CODE CONSULTANTS:
Construction Consulting Associates
100 Church Street
New York, NY 10007
TEL: 212 385 1818 FAX: 212 385 1911

CURTAINWALL CONSULTANT:
AJLP Consulting
40 Worth Street. Suite 826
New York, NY 10013
TEL: 212 757 5659 FAX: 646 219 8508

LANDMARK/PRESERVATION CONSULTANT:
Jan Hird Pokorny Associates, Inc.
39 West 37th Street, 12A
New York, NY 10018
TEL: 212 759 6462 FAX: 212 759 6540

No.	DESCRIPTION	DATE
1	ISSUED FOR SCHEMATIC DESIGN	04 APR 2014
2	ISSUED FOR DESIGN DEVELOPMENT	01 JUL 2014
3	ISSUED FOR DESIGN DEVELOPMENT	31 JUL 2014
4	CD PROGRESS ISSUE 1	15 OCT 2014
5	ISSUED FOR BID - PLUMBING	15 OCT 2014
6	DOB SUBMISSION	19 DEC 2014
7	CD PROGRESS ISSUE 4	01 JUN 2015
8	CD PROGRESS ISSUE 5	10 AUG 2015
9	DOB AMENDMENT 2	18 SEP 2015

0 4'-0" 8'-0" 16'-0"

Discrepancies must be reported immediately to the Architect before proceeding. Only figured dimensions are to be used. Contractors must check all dimensions on site. This drawing is protected by copyright.

ALL DIMENSIONS ARE SHOWN IN IMPERIAL.

CONSULTANT:
AKF
ONE LIBERTY PLAZA, 165 BROADWAY, 22nd FLOOR
NEW YORK, NY 10006
T: 212.354.5656 F: 212.354.5668
Arlington / Boston / Mexico City / Minneapolis / New York
Philadelphia / Princeton / Florida / Rochester / Stamford

PROJECT:
217 WEST 57TH STREET
NEW YORK, NY

DRAWING TITLE:
PLUMBING
6th FLOOR PLAN

SEAL & SIGNATURE:

DATE:	04/04/14
PROJECT No:	Y130747-000
DRAWN: JRD	REV:
CHK: JRD	9
SCALE: 1/8" = 1'-0"	
DWG No:	
P-110.01	
DOB PAGE No:	14 of 97

DOB EMPLOYEE STAMP:

DOB B-SCAN:

36" x 48" Arch E - SHEET SIZE
FILE NAME: C:\Users\Local Files\Y130747-000-AKF-685_MEP15-CENTRAL_jangmar.rvt
PLOT DATE: 9/18/2015 5:01:25 AM

DEPT OF BLDGS 121282626 Job Number
E5C24B30470 Scan Code

36" x 48" Arch E - SHEET SIZE

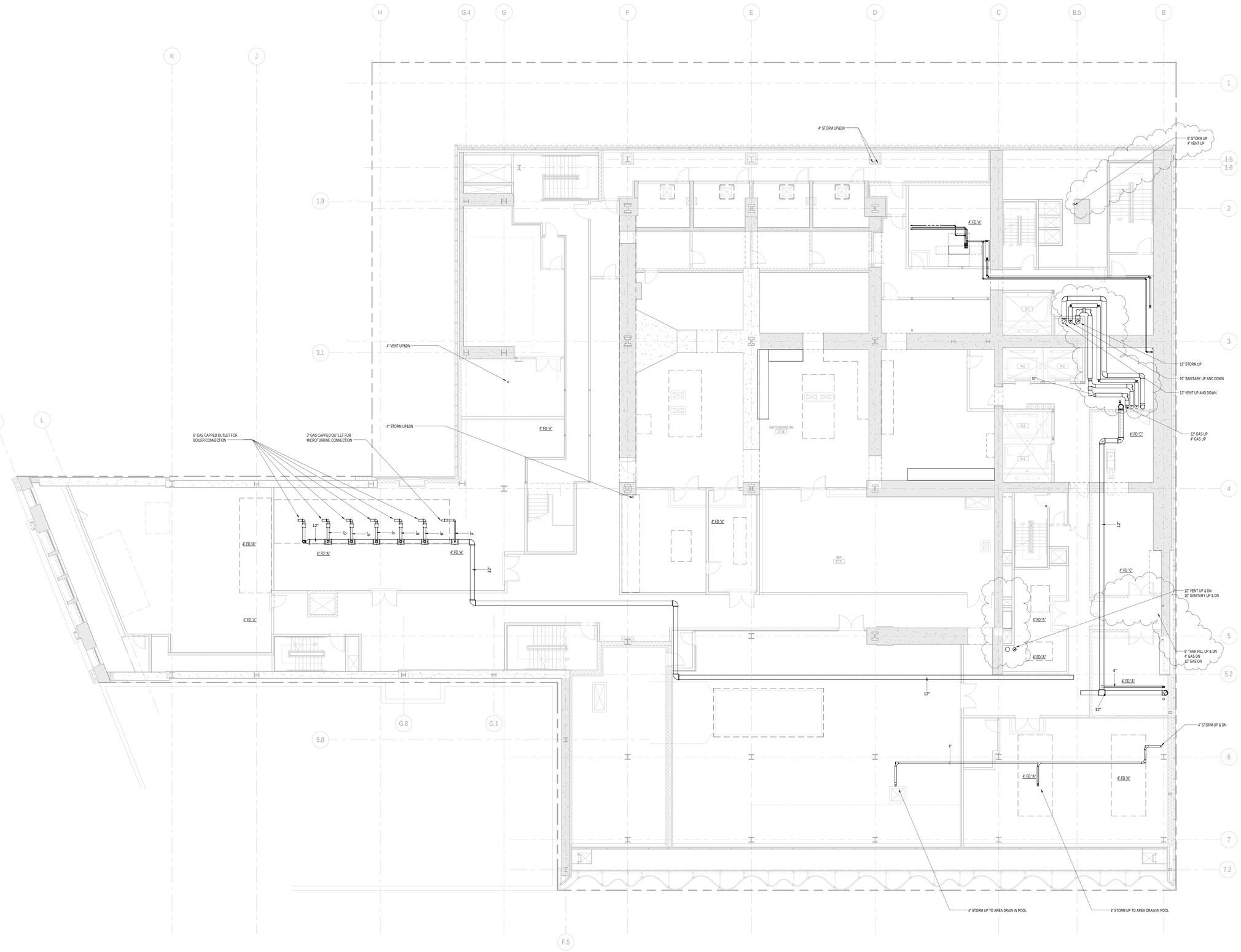

1 7th FLOOR PLAN
SCALE: 1/8" = 1'-0"

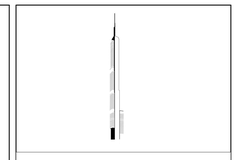

KEY PLAN:

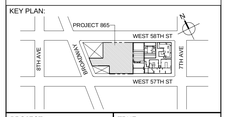

PROJECT NORTH

TRUE NORTH

DEVELOPER:
EXTELL DEVELOPMENT COMPANY
805 THIRD AVENUE, 7TH FLOOR
New York, NY 10022 USA
TEL: 212 712 6000 FAX: 212 712 6100

DESIGN ARCHITECT: Base Building Shell & Core
ADRIAN SMITH + GORDON GILL ARCHITECTURE
111 WEST MONROE STREET SUITE 2300
CHICAGO IL 60603
TEL: 312 920 1888 FAX: 312 920 1775

INTERIOR DESIGNER: Residential
Rottet Architecture and Design Studio, PLLC
298 Fifth Ave, 7th Floor
New York, NY 10001
TEL: 646 998 7000 FAX:

ARCHITECT OF RECORD:Base Building Shell, Core, & Residential
AAI ARCHITECTS, P.C.
401 Wellington St. W., 3rd Floor
Toronto, ON M5V 1E7 Canada
TEL: 416 967 1500 FAX: 416 967 7150

STRUCTURAL ENGINEERS:
WSP CANTOR SEINUK
228 EAST 45th Street
New York, NY 10017 USA
TEL: 212 687 9888 FAX: 646 487 5501

MEP ENGINEERS:
AKF GROUP
One Liberty Plaza, 165 Broadway, 22nd Floor
New York, NY 10006 USA
TEL: 212 354 5656 FAX: 212 354 5668

GEOTECHNICAL ENGINEERS:
Langan Engineering & Environmental Services
21 Penn Plaza - 360 West 31st Street, 8th Floor
New York, NY 10001-2727
TEL: 212 479 5400 FAX: 212 479 5444

CODE CONSULTANTS:
Construction Consulting Associates
100 Church Street
New York, NY 10007
TEL: 212 385 1818 FAX: 212 385 1911

CURTAINWALL CONSULTANT:
AJLP Consulting
40 Worth Street. Suite 826
New York, NY 10013
TEL: 212 757 5659 FAX: 646 219 8508

LANDMARK/PRESERVATION CONSULTANT:
Jan Hird Pokorny Associates, Inc.
39 West 37th Street, 12A
New York, NY 10018
TEL: 212 759 6462 FAX: 212 759 6540

No.	DESCRIPTION	DATE
1	ISSUED FOR SCHEMATIC DESIGN	04 APR 2014
2	ISSUED FOR DESIGN DEVELOPMENT	01 JUL 2014
3	ISSUED FOR DESIGN DEVELOPMENT	31 JUL 2014
4	CD PROGRESS ISSUE 1	15 OCT 2014
5	ISSUED FOR BID - PLUMBING	15 OCT 2014
6	DOB SUBMISSION	19 DEC 2014
7	CD PROGRESS ISSUE 4	01 JUN 2015
8	CD PROGRESS ISSUE 5	10 AUG 2015
9	DOB AMENDMENT 2	18 SEP 2015

0 4' - 0" 8' - 0" 16' - 0"

Discrepancies must be reported immediately to the Architect before proceeding. Only figured dimensions are to be used. Contractors must check all dimensions on site. This drawing is protected by copyright.

ALL DIMENSIONS ARE SHOWN IN IMPERIAL.

CONSULTANT:
AKF
ONE LIBERTY PLAZA, 165 BROADWAY, 22nd FLOOR
NEW YORK, NY 10006
T: 212.354.5656 F: 212.354.5668
Atlanta / Boise / Mexico City / Minneapolis / New York
Philadelphia / Houston / Austin / Nashville / Stamford

PROJECT:
217 WEST 57TH STREET
NEW YORK, NY

DRAWING TITLE:
PLUMBING
7th FLOOR PLAN

SEAL & SIGNATURE:

STATE OF NEW YORK · JAN HIRD POKORNY · 035 · PROFESSIONAL ENGINEER

DATE:	04/04/14
PROJECT No:	Y130747-000
DRAWN: JRD	REV:
CHK: JRD	9
SCALE: 1/8" = 1'-0"	
DWG No:	
P-111.01	
DOB PAGE No:	15 of 97

DOB EMPLOYEE STAMP:

DOB B-SCAN:

FILE NAME: C:\Revit Local Files\Y130747-000-AAF-BBL_MEP15-CENTRAL_jlangner.rvt
PLOT DATE 8/18/2015 5:02:11 AM

DEPT OF BLDGS 121263425 Job Number
E350 7855/0058 Scan Code

36" x 48" Arch E SHEET SIZE

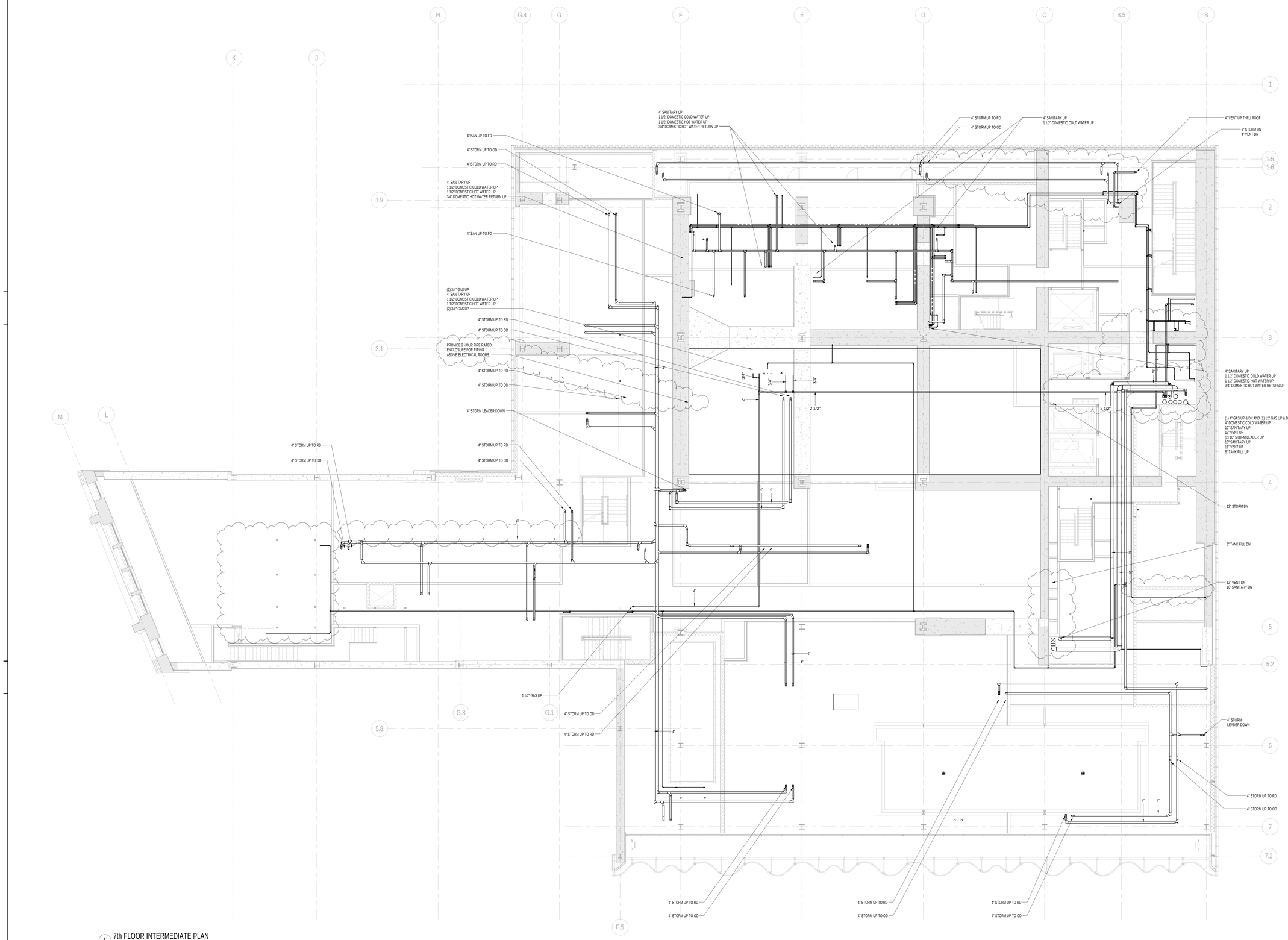

1 7th FLOOR INTERMEDIATE PLAN
SCALE: 1/8" = 1'-0"

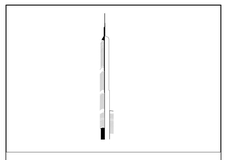

KEY PLAN:

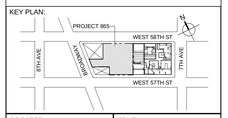

PROJECT NORTH

TRUE NORTH

DEVELOPER:
EXTELL DEVELOPMENT COMPANY
805 THIRD AVENUE, 7TH FLOOR
New York, NY 10022 USA
TEL: 212 712 6000 FAX: 212 712 6100

DESIGN ARCHITECT: Base Building Shell & Core
ADRIAN SMITH + GORDON GILL ARCHITECTURE
111 WEST MONROE STREET SUITE 2300
CHICAGO IL 60603
TEL: 312 920 1888 FAX: 312 920 1775

INTERIOR DESIGNER: Residential
Rottet Architecture and Design Studio, PLLC
298 Fifth Ave, 7th Floor
New York, NY 10001
TEL: 646 998 7000 FAX:

ARCHITECT OF RECORD:Base Building Shell, Core, & Residential
AAI ARCHITECTS, P.C.
401 Wellington St. W., 3rd Floor
Toronto, ON M5V 1E7 Canada
TEL: 416 967 1500 FAX: 416 967 7150

STRUCTURAL ENGINEERS:
WSP CANTOR SEINUK
228 EAST 45th Street
New York, NY 10017 USA
TEL: 212 687 9888 FAX: 646 487 5501

MEP ENGINEERS:
AKF GROUP
One Liberty Plaza, 165 Broadway, 22nd Floor
New York, NY 10006 USA
TEL: 212 354 5656 FAX: 212 354 5668

GEOTECHNICAL ENGINEERS:
Langan Engineering & Environmental Services
21 Penn Plaza - 360 West 31st Street, 8th Floor
New York, NY 10001-2727
TEL: 212 479 5400 FAX: 212 479 5444

CODE CONSULTANTS:
Construction Consulting Associates
100 Church Street
New York, NY 10007
TEL: 212 385 1818 FAX: 212 385 1911

CURTAINWALL CONSULTANT:
AJLP Consulting
40 Worth Street. Suite 826
New York, NY 10013
TEL: 212 757 5659 FAX: 646 219 8508

LANDMARK/PRESERVATION CONSULTANT:
Jan Hird Pokorny Associates, Inc.
39 West 37th Street, 12A
New York, NY 10018
TEL: 212 759 6462 FAX: 212 759 6540

No.	DESCRIPTION	DATE
1	ISSUED FOR SCHEMATIC DESIGN	04 APR 2014
2	ISSUED FOR DESIGN DEVLEOPMENT	01 JUL 2014
3	ISSUED FOR DESIGN DEVLEOPMENT	31 JUL 2014
4	CD PROGRESS ISSUE 1	15 OCT 2014
5	ISSUED FOR BID - PLUMBING	15 OCT 2014
6	DOB SUBMISSION	19 DEC 2014
7	CD PROGRESS ISSUE 3	09 MAR 2015
8	CD PROGRESS ISSUE 4	01 JUN 2015
9	CD PROGRESS ISSUE 5	10 AUG 2015
10	DOB AMENDMENT 2	18 SEP 2015

0 4' - 0" 8' - 0" 16' - 0"

Discrepancies must be reported immediately to the Architect before proceeding. Only figured dimensions are to be used. Contractors must check all dimensions on site. This drawing is protected by copyright.

ALL DIMENSIONS ARE SHOWN IN IMPERIAL.

CONSULTANT:
AKF
ONE LIBERTY PLAZA, 165 BROADWAY, 22nd FLOOR
NEW YORK, NY 10006
T: 212.354.5656 F: 212.354.5668
Abuja | Boise | Mexico City | Minneapolis | New York
Philadelphia | Houston | Fairfax | Kachkaz | Sanford

PROJECT:
217 WEST 57TH STREET
NEW YORK, NY

DRAWING TITLE:
PLUMBING
7th FLOOR INTERMEDIATE PLAN

SEAL & SIGNATURE:

STATE OF NEW YORK · JAMES R. PETRUCCI · No. 075139 · LICENSED PROFESSIONAL ENGINEER

DATE:	04/04/14
PROJECT No:	Y130747-000
DRAWN: JRD	REV: 10
CHK: JRD	
SCALE: 1/8" = 1'-0"	
DWG No:	P-112.01
DOB PAGE No:	16 of 97

DOB EMPLOYEE STAMP:

DOB B-SCAN:

FILE NAME: C:\Revit Local Files\Y130747-000-AKF-865_MEP15-CENTRAL_jlangner.rvt
PLOT DATE 9/18/2015 5:02:36 AM

DEPT OF BLDGS 421263426 Job Number
E300543395 Scan Code

36" x 48" Arch E SHEET SIZE

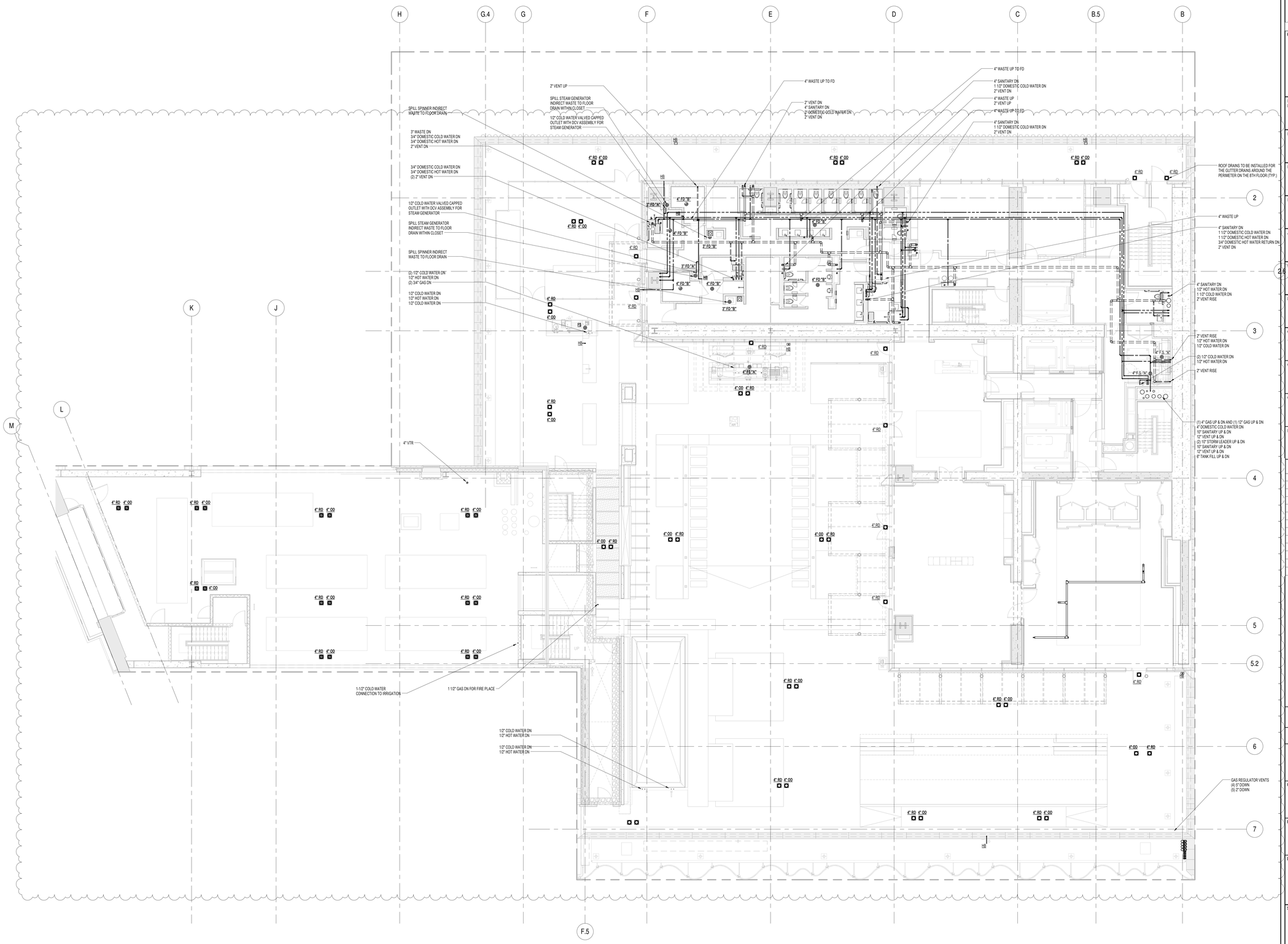

1 8th FLOOR PLAN
SCALE: 1/8" = 1'-0"

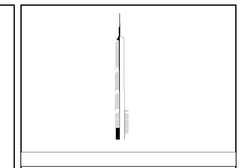

KEY PLAN:

PROJECT NORTH

TRUE NORTH

DEVELOPER:
EXTELL DEVELOPMENT COMPANY
805 THIRD AVENUE, 7TH FLOOR
New York, NY 10022 USA
TEL: 212 712 6000 FAX: 212 712 6100

DESIGN ARCHITECT: Base Building Shell & Core
ADRIAN SMITH + GORDON GILL ARCHITECTURE
111 WEST MONROE STREET SUITE 2300
CHICAGO IL 60603
TEL: 312 920 1888 FAX: 312 920 1775

INTERIOR DESIGNER: Residential
Rottet Architecture and Design Studio, PLLC
298 Fifth Ave, 7th Floor
New York, NY 10001
TEL: 646 998 7000 FAX:

ARCHITECT OF RECORD:Base Building Shell, Core, & Residential
AAI ARCHITECTS, P.C.
401 Wellington St. W., 3rd Floor
Toronto, ON M5V 1E7 Canada
TEL: 416 967 1500 FAX: 416 967 7150

STRUCTURAL ENGINEERS:
WSP CANTOR SEINUK
228 EAST 45th Street
New York, NY 10017 USA
TEL: 212 687 9888 FAX: 646 487 5501

MEP ENGINEERS:
AKF GROUP
One Liberty Plaza, 165 Broadway, 22nd Floor
New York, NY 10006 USA
TEL: 212 354 5656 FAX: 212 354 5668

GEOTECHNICAL ENGINEERS:
Langan Engineering & Environmental Services
21 Penn Plaza - 360 West 31st Street, 8th Floor
New York, NY 10001-2727
TEL: 212 479 5400 FAX: 212 479 5444

CODE CONSULTANTS:
Construction Consulting Associates
100 Church Street
New York, NY 10007
TEL: 212 385 1818 FAX: 212 385 1911

CURTAINWALL CONSULTANT:
AJLP Consulting
40 Worth Street. Suite 826
New York, NY 10013
TEL: 212 757 5659 FAX: 646 219 8508

LANDMARK/PRESERVATION CONSULTANT:
Jan Hird Pokorny Associates, Inc.
39 West 37th Street, 12A
New York, NY 10018
TEL: 212 759 6462 FAX: 212 759 6540

No.	DESCRIPTION	DATE
1	ISSUED FOR SCHEMATIC DESIGN	04 APR 2014
2	ISSUED FOR DESIGN DEVELOPMENT	01 JUL 2014
3	ISSUED FOR DESIGN DEVELOPMENT	31 JUL 2014
4	CD PROGRESS ISSUE 1	15 OCT 2014
5	ISSUED FOR BID - PLUMBING	15 OCT 2014
6	DOB SUBMISSION	19 DEC 2014
7	CD PROGRESS ISSUE 3	09 MAR 2015
8	CD PROGRESS ISSUE 4	01 JUN 2015
9	CD PROGRESS ISSUE 5	10 AUG 2015
10	DOB AMENDMENT 2	18 SEP 2015

0 4' - 0" 8' - 0" 16' - 0"

Discrepancies must be reported immediately to the Architect before proceeding. Only figured dimensions are to be used. Contractors must check all dimensions on site. This drawing is protected by copyright.

ALL DIMENSIONS ARE SHOWN IN IMPERIAL.

CONSULTANT:
AKF
ONE LIBERTY PLAZA, 165 BROADWAY, 22nd FLOOR
NEW YORK, NY 10006
T: 212.354.5656 F: 212.354.5668
Atlanta / Boston / Miami / Mexico City / Minneapolis / New York
Philadelphia / Princeton / Public / Schools / Washington

PROJECT:
217 WEST 57TH STREET
NEW YORK, NY

DRAWING TITLE:
PLUMBING
8th FLOOR PLAN (MFD-14th FLOOR)

SEAL & SIGNATURE:

DATE:	04/04/14
PROJECT No:	Y130747-000
DRAWN: JRD	REV:
CHK: JRD	10
SCALE: 1/8" = 1'-0"	
DWG No:	P-113.01
DOB PAGE No:	17 of 97

DOB EMPLOYEE STAMP:

DOB B-SCAN:

FILE NAME: C:\Revit Local Files\Y130747-000-AKF-865_MEP15-CENTRAL_tedhatz.rvt
PLOT DATE: 6/1/2015 3:55:46 PM

DEPT OF BLDGS 121263426 Job Number
E3304737549 Scan Code

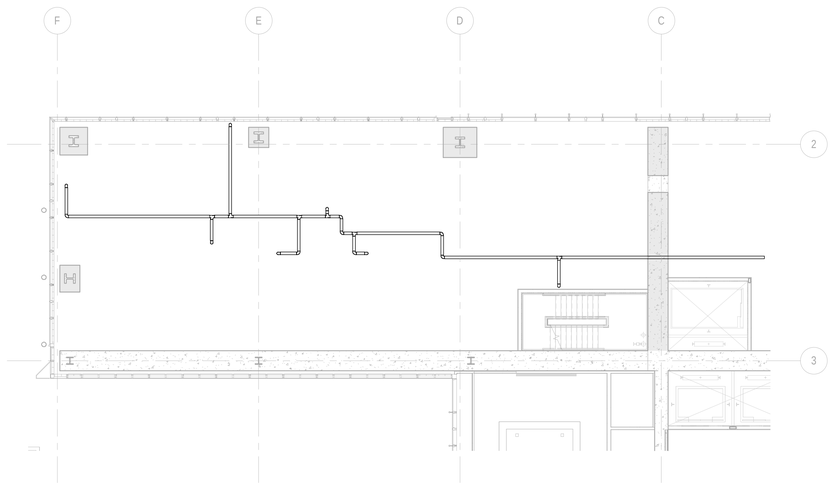

2 8th FLOOR INTERMEDIATE PLAN
SCALE: 1/8" = 1'-0"

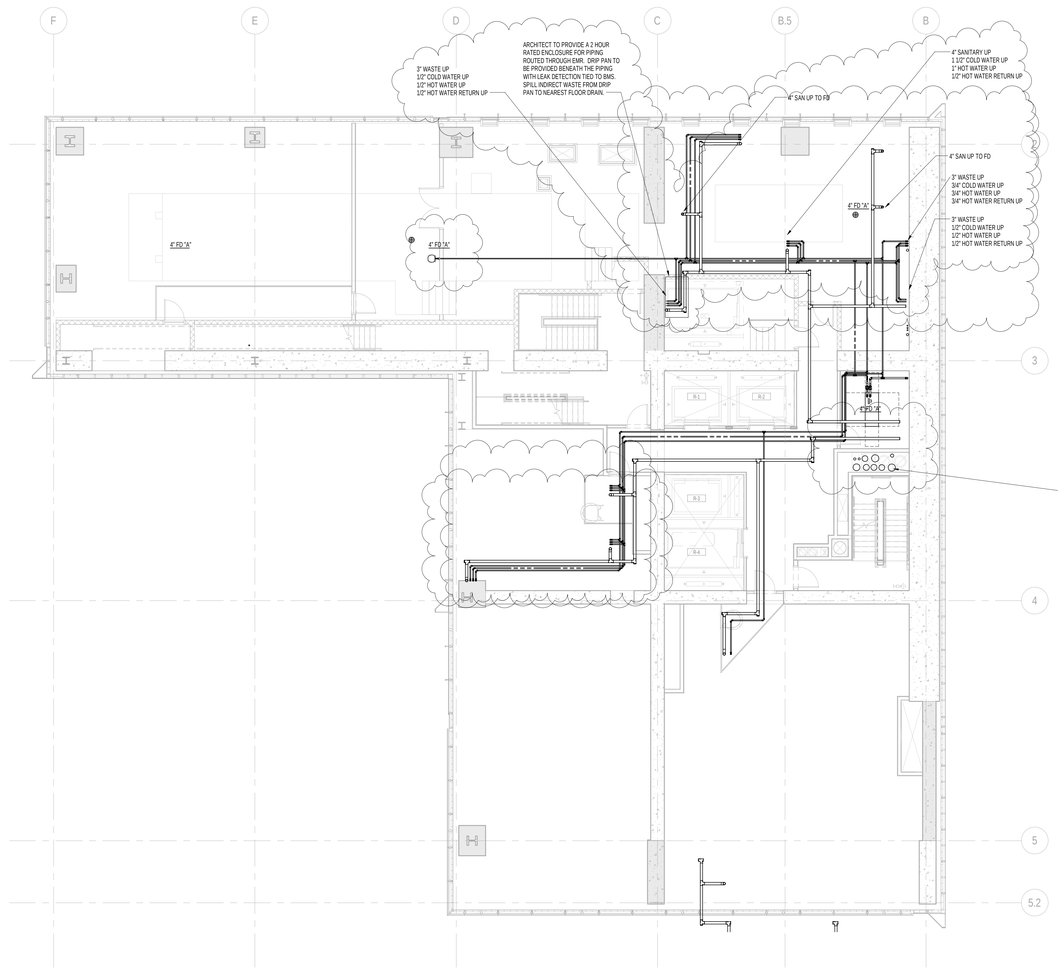

1 9th FLOOR PLAN
SCALE: 1/8" = 1'-0"

KEY PLAN:

PROJECT NORTH

TRUE NORTH

DEVELOPER:
EXTELL DEVELOPMENT COMPANY
805 THIRD AVENUE, 7TH FLOOR
New York, NY 10022 USA
TEL: 212 712 6000 FAX: 212 712 6100

DESIGN ARCHITECT: Base Building Shell & Core
ADRIAN SMITH + GORDON GILL ARCHITECTURE
111 WEST MONROE STREET SUITE 2300
CHICAGO IL 60603
TEL: 312 920 1888 FAX: 312 920 1775

INTERIOR DESIGNER: Residential
Rottet Architecture and Design Studio, PLLC
298 Fifth Ave, 7th Floor
New York, NY 10001
TEL: 646 998 7000 FAX:

ARCHITECT OF RECORD:Base Building Shell, Core, & Residential
AAI ARCHITECTS, P.C.
401 Wellington St. W., 3rd Floor
Toronto, ON M5V 1E7 Canada
TEL: 416 967 1500 FAX: 416 967 7150

STRUCTURAL ENGINEERS:
WSP CANTOR SEINUK
228 EAST 45th Street
New York, NY 10017 USA
TEL: 212 687 9888 FAX: 646 487 5501

MEP ENGINEERS:
AKF GROUP
One Liberty Plaza, 165 Broadway, 22nd Floor
New York, NY 10006 USA
TEL: 212 354 5656 FAX: 212 354 5668

GEOTECHNICAL ENGINEERS:
Langan Engineering & Environmental Services
21 Penn Plaza - 360 West 31st Street, 8th Floor
New York, NY 10001-2727
TEL: 212 479 5400 FAX: 212 479 5444

CODE CONSULTANTS:
Construction Consulting Associates
100 Church Street
New York, NY 10007
TEL: 212 385 1818 FAX: 212 385 1911

CURTAINWALL CONSULTANT:
AJLP Consulting
41 North Street, Suite 206
Chappaqua, NY 10514
TEL: 914 238 6659 FAX: 646 219 8508

LANDMARK PRESERVATION CONSULTANT:
Jablin Pokorny Associates, Inc.
307 West 37th Street, 12A
New York, NY 10018
TEL: 212 759 6462 FAX: 212 759 6540

No.	DESCRIPTION	DATE
1	ISSUED FOR SCHEMATIC DESIGN	04 APR 2014
2	ISSUED FOR DESIGN DEVELOPMENT	01 JUL 2014
3	ISSUED FOR DESIGN DEVELOPMENT	31 JUL 2014
4	CD PROGRESS ISSUE 1	15 OCT 2014
5	ISSUED FOR BID - PLUMBING	15 OCT 2014
6	DOB SUBMISSION	19 DEC 2014
7	CD PROGRESS ISSUE 3	09 MAR 2015
8	CD PROGRESS ISSUE 4	01 JUN 2015
9	CD PROGRESS ISSUE 5	10 AUG 2015
10	DOB AMENDMENT 2	18 SEP 2015

0 4' - 0" 8' - 0" 16' - 0"

Discrepancies must be reported immediately to the Architect before proceeding. Only figured dimensions are to be used. Contractors must check all dimensions on site. This drawing is protected by copyright.

ALL DIMENSIONS ARE SHOWN IN IMPERIAL.

CONSULTANT:
AKF
ONE LIBERTY PLAZA, 165 BROADWAY, 22nd FLOOR
NEW YORK, NY 10006
T: 212.354.5656 F: 212.354.5668
Arlington | Boise | Mexico City | Minneapolis | New York
Philadelphia | Princeton | Seattle | Southeast | Stamford

PROJECT:
217 WEST 57TH STREET
NEW YORK, NY

DRAWING TITLE:
PLUMBING
8th FLOOR INTERMEDIATE and 9th FLOOR PLANS

SEAL & SIGNATURE:

STATE OF NEW YORK · JAMES R. DEVITO · 041,071,135 · LICENSED PROFESSIONAL ENGINEER

DATE:	04/04/14
PROJECT No:	Y130747-000
DRAWN: JRD	REV: 10
CHK: JRD	
SCALE: 1/8" = 1'-0"	
DWG No:	P-114.01
DOB PAGE No:	18 of 97

DOB EMPLOYEE STAMP:

DOB B-SCAN:

36" x 48" Arch E - SHEET SIZE
FILE NAME: C:\Revit Local Files\Y130747-000-AKF-865_MEP15-CENTRAL_jlangner.rvt
PLOT DATE: 9/18/2015 10:13 AM

DEPT OF BLDGS 121263635 Job Number
ES320530143 Scan Code

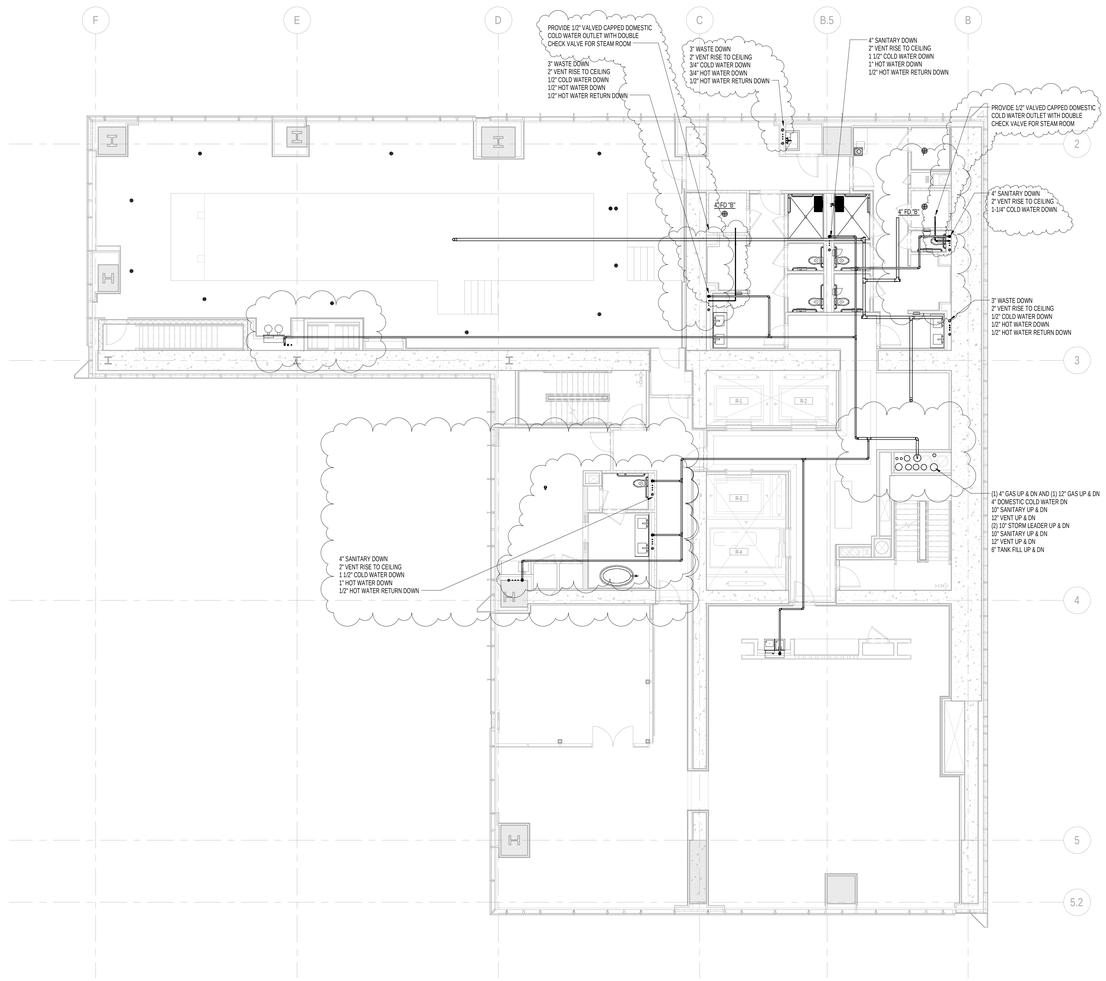

1 10th FLOOR PLAN
SCALE: 1/8" = 1'-0"

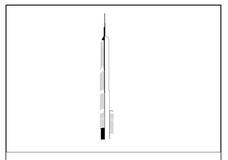

KEY PLAN:

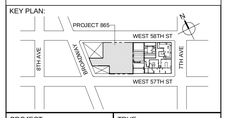

PROJECT NORTH

TRUE NORTH

DEVELOPER:
EXTELL DEVELOPMENT COMPANY
805 THIRD AVENUE, 7TH FLOOR
New York, NY 10022 USA
TEL: 212 712 6000 FAX: 212 712 6100

DESIGN ARCHITECT: Base Building Shell & Core
ADRIAN SMITH + GORDON GILL ARCHITECTURE
111 WEST MONROE STREET SUITE 2300
CHICAGO IL 60603
TEL: 312 920 1888 FAX: 312 920 1775

INTERIOR DESIGNER: Residential
Rottet Architecture and Design Studio, PLLC
298 Fifth Ave, 7th Floor
New York, NY 10001
TEL: 646 998 7000 FAX:

ARCHITECT OF RECORD:Base Building Shell, Core, & Residential
AAI ARCHITECTS, P.C.
401 Wellington St. W., 3rd Floor
Toronto, ON M5V 1E7 Canada
TEL: 416 967 1500 FAX: 416 967 7150

STRUCTURAL ENGINEERS:
WSP CANTOR SEINUK
228 EAST 45th Street
New York, NY 10017 USA
TEL: 212 687 9888 FAX: 646 487 5501

MEP ENGINEERS:
AKF GROUP
One Liberty Plaza, 165 Broadway, 22nd Floor
New York, NY 10006 USA
TEL: 212 354 5656 FAX: 212 354 5668

GEOTECHNICAL ENGINEERS:
Langan Engineering & Environmental Services
21 Penn Plaza - 360 West 31st Street, 8th Floor
New York, NY 10001-2727
TEL: 212 479 5400 FAX: 212 479 5444

CODE CONSULTANTS:
Construction Consulting Associates
100 Church Street
New York, NY 10007
TEL: 212 385 1818 FAX: 212 385 1911

CURTAINWALL CONSULTANT:
AJLP Consulting
40 Worth Street, Suite 826
New York, NY 10013
TEL: 212 757 5659 FAX: 646 219 8508

LANDMARK/PRESERVATION CONSULTANT:
Jan Hird Pokorny Associates, Inc.
39 West 37th Street, 12A
New York, NY 10018
TEL: 212 759 6462 FAX: 212 759 6540

No.	DESCRIPTION	DATE
1	ISSUED FOR SCHEMATIC DESIGN	04 APR 2014
2	ISSUED FOR DESIGN DEVELOPMENT	01 JUL 2014
3	ISSUED FOR DESIGN DEVELOPMENT	31 JUL 2014
4	CD PROGRESS ISSUE 1	15 OCT 2014
5	ISSUED FOR BID - PLUMBING	15 OCT 2014
6	DOB SUBMISSION	19 DEC 2014
7	CD PROGRESS ISSUE 3	09 MAR 2015
8	CD PROGRESS ISSUE 4	01 JUN 2015
9	CD PROGRESS ISSUE 5	10 AUG 2015
10	DOB AMENDMENT 2	18 SEP 2015

0 4'-0" 8'-0" 16'-0"

Discrepancies must be reported immediately to the Architect before proceeding. Only figured dimensions are to be used. Contractors must check all dimensions on site. This drawing is protected by copyright.

ALL DIMENSIONS ARE SHOWN IN IMPERIAL.

CONSULTANT:
AKF
ONE LIBERTY PLAZA, 165 BROADWAY, 22nd FLOOR
NEW YORK, NY 10006
T: 212.354.5656 F: 212.354.5668
Arlington / Boston / Chicago / Los Angeles / New York
Philadelphia / Princeton / Toronto / Washington / Sterling/Dulles

PROJECT:

217 WEST 57TH STREET
NEW YORK, NY

DRAWING TITLE:

PLUMBING
10th FLOOR PLAN

SEAL & SIGNATURE:

STATE OF NEW YORK · CHRISTOPHER D. MOORE · No. 075139 · LICENSED PROFESSIONAL ENGINEER

DATE:	04/04/14
PROJECT No:	Y130747-000
DRAWN: JRD	REV: 10
CHK: JRD	
SCALE: 1/8" = 1'-0"	
DWG No:	P-115.01
DOB PAGE No:	19 of 97

DOB EMPLOYEE STAMP:

DOB B-SCAN:

36" x 48" Arch E - SHEET SIZE
FILE NAME: C:\Revit Local Files\Y130747-000-AKF-865_MEPS-CENTRAL_jlangner.rvt
PLOT DATE: 9/15/2015 11:03:39 AM

DEPT OF BLDGS 421263625 Job Number
E302564703B3 Scan Code

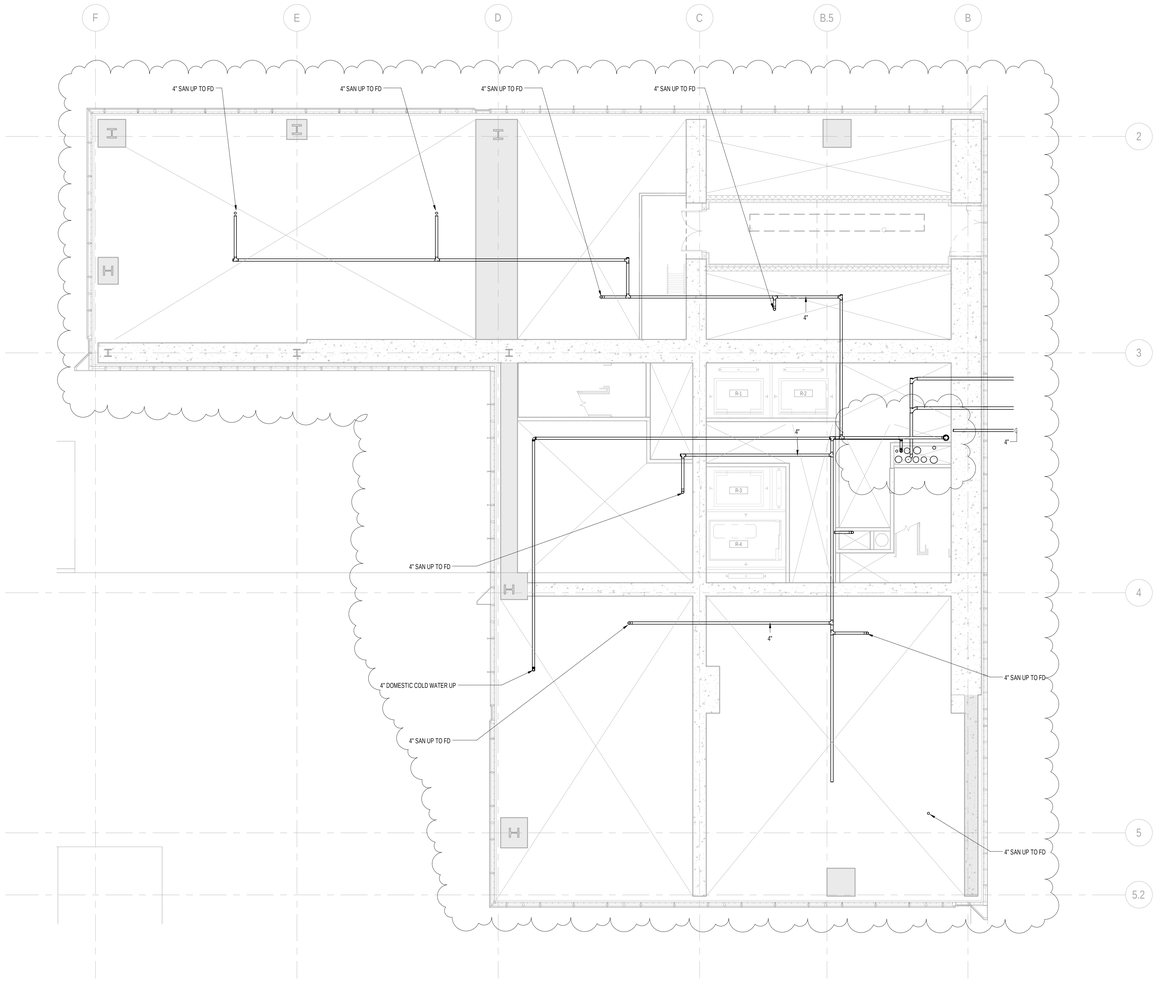

1 11th FLOOR BMU PLAN
SCALE: 1/8" = 1'-0"

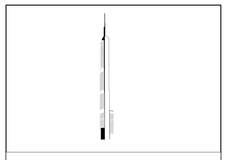

KEY PLAN:

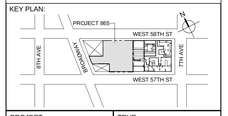

PROJECT NORTH

TRUE NORTH

DEVELOPER:
EXTELL DEVELOPMENT COMPANY
805 THIRD AVENUE, 7TH FLOOR
New York, NY 10022 USA
TEL: 212 712 6000 FAX: 212 712 6100

DESIGN ARCHITECT: Base Building Shell & Core
ADRIAN SMITH + GORDON GILL ARCHITECTURE
111 WEST MONROE STREET SUITE 2300
CHICAGO IL 60603
TEL: 312 920 1888 FAX: 312 920 1775

INTERIOR DESIGNER: Residential
Rottet Architecture and Design Studio, PLLC
298 Fifth Ave, 7th Floor
New York, NY 10001
TEL: 646 998 7000 FAX:

ARCHITECT OF RECORD:Base Building Shell, Core, & Residential
AAI ARCHITECTS, P.C.
401 Wellington St. W., 3rd Floor
Toronto, ON M5V 1E7 Canada
TEL: 416 967 1500 FAX: 416 967 7150

STRUCTURAL ENGINEERS:
WSP CANTOR SEINUK
228 EAST 45th Street
New York, NY 10017 USA
TEL: 212 687 9888 FAX: 646 487 5501

MEP ENGINEERS:
AKF GROUP
One Liberty Plaza, 165 Broadway, 22nd Floor
New York, NY 10006 USA
TEL: 212 354 5656 FAX: 212 354 5668

GEOTECHNICAL ENGINEERS:
Langan Engineering & Environmental Services
21 Penn Plaza - 360 West 31st Street, 8th Floor
New York, NY 10001-2727
TEL: 212 479 5400 FAX: 212 479 5444

CODE CONSULTANTS:
Construction Consulting Associates
100 Church Street
New York, NY 10007
TEL: 212 385 1818 FAX: 212 385 1911

CURTAINWALL CONSULTANT:
AJLP Consulting
40 Worth Street. Suite 826
New York, NY 10013
TEL: 212 757 5659 FAX: 646 219 8508

LANDMARK/PRESERVATION CONSULTANT:
Jan Hird Pokorny Associates, Inc.
39 West 37th Street, 12A
New York, NY 10018
TEL: 212 759 6462 FAX: 212 759 6540

No.	DESCRIPTION	DATE
1	ISSUED FOR SCHEMATIC DESIGN	04 APR 2014
2	ISSUED FOR DESIGN DEVELOPMENT	01 JUL 2014
3	ISSUED FOR DESIGN DEVELOPMENT	31 JUL 2014
4	CD PROGRESS ISSUE 1	15 OCT 2014
5	ISSUED FOR BID - PLUMBING	15 OCT 2014
6	DOB SUBMISSION	19 DEC 2014
7	CD PROGRESS ISSUE 3	09 MAR 2015
8	CD PROGRESS ISSUE 4	01 JUN 2015
9	DOB AMENDMENT 2	18 SEP 2015

0 4' - 0" 8' - 0" 16' - 0"

Discrepancies must be reported immediately to the Architect before proceeding. Only figured dimensions are to be used. Contractors must check all dimensions on site. This drawing is protected by copyright.

ALL DIMENSIONS ARE SHOWN IN IMPERIAL.

CONSULTANT:
AKF
ONE LIBERTY PLAZA, 165 BROADWAY, 22nd FLOOR
NEW YORK, NY 10006
T: 212.354.5656 F: 212.354.5668
Atlanta / Boston / Mexico City / Minneapolis / New York
Philadelphia / Houston / Fairfax / Rochester / Stamford

PROJECT:
217 WEST 57TH STREET
NEW YORK, NY

DRAWING TITLE:
PLUMBING
11th FLOOR BMU PLAN

SEAL & SIGNATURE:

STATE OF NEW YORK · JAMES R. DOHERTY · 036 · LICENSED PROFESSIONAL ENGINEER

DATE:	04/04/14
PROJECT No:	Y130747-000
DRAWN: JRD	REV: 9
CHK: JRD	
SCALE: 1/8" = 1'-0"	
DWG No:	**P-118.01**
DOB PAGE No:	21 of 97

DOB EMPLOYEE STAMP:

DOB B-SCAN:

36" x 48" Arch E - SHEET SIZE
FILE NAME: C:\Revit Local Files\Y130747-000-AKF-BIM_MEP15-CENTRAL_jangarvi.rvt
PLOT DATE: 9/18/2015 5:03:35 AM

DEPT OF BLDGS 121265025 Job Number
E101050026 Scan Code

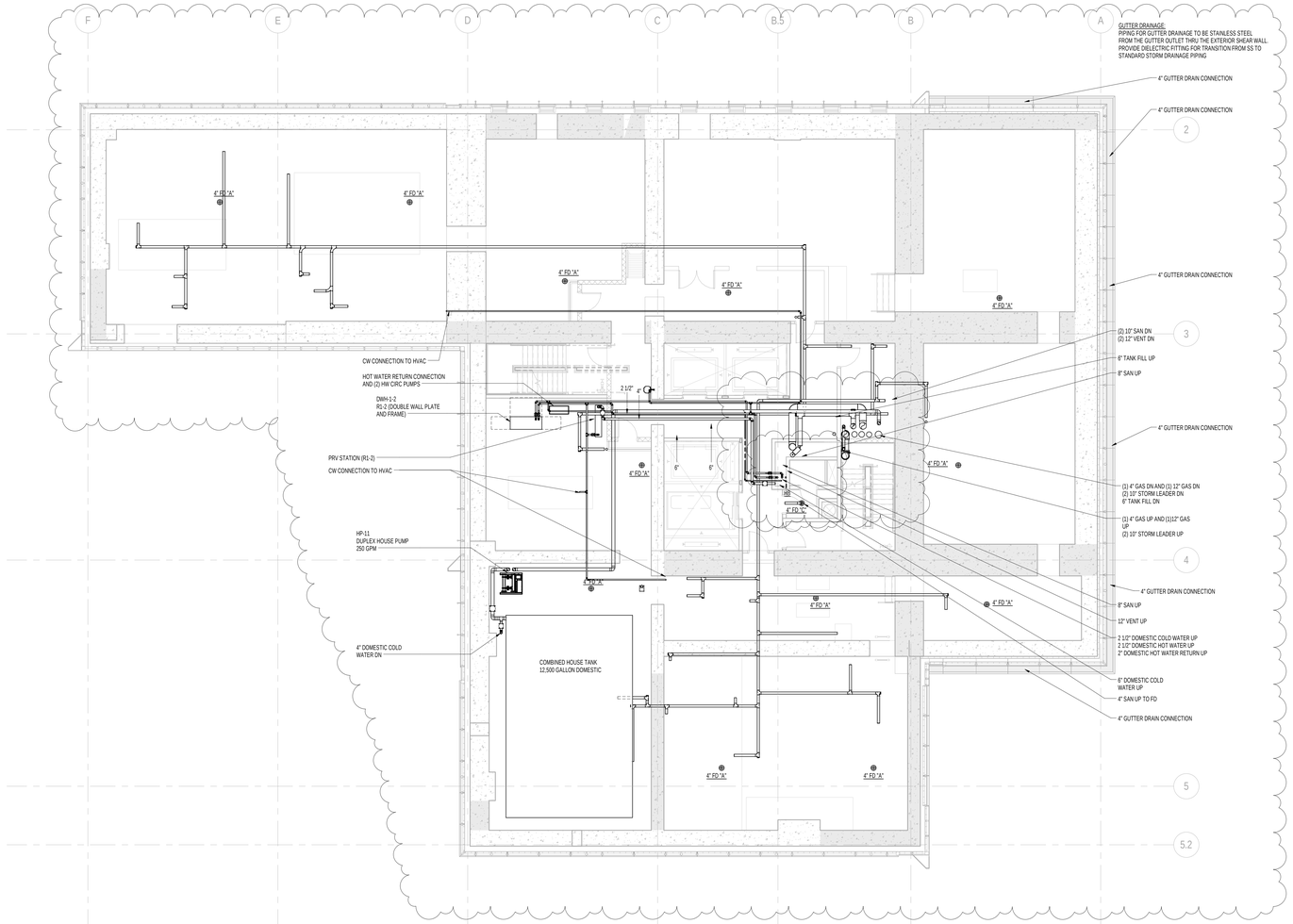

1 12th FLOOR PLAN
SCALE: 1/8" = 1'-0"

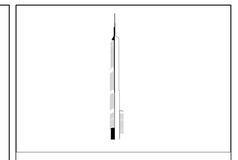

KEY PLAN:

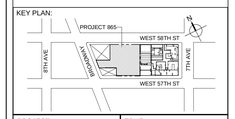

PROJECT NORTH

TRUE NORTH

DEVELOPER:
EXTELL DEVELOPMENT COMPANY
805 THIRD AVENUE, 7TH FLOOR
New York, NY 10022 USA
TEL: 212 712 6000 FAX: 212 712 6100

DESIGN ARCHITECT: Base Building Shell & Core
ADRIAN SMITH + GORDON GILL ARCHITECTURE
111 WEST MONROE STREET SUITE 2300
CHICAGO IL 60603
TEL: 312 920 1888 FAX: 312 920 1775

INTERIOR DESIGNER: Residential
Rottet Architecture and Design Studio, PLLC
298 Fifth Ave, 7th Floor
New York, NY 10001
TEL: 646 998 7000 FAX:

ARCHITECT OF RECORD:Base Building Shell, Core, & Residential
AAI ARCHITECTS, P.C.
401 Wellington St. W., 3rd Floor
Toronto, ON M5V 1E7 Canada
TEL: 416 967 1500 FAX: 416 967 7150

STRUCTURAL ENGINEERS:
WSP CANTOR SEINUK
228 EAST 45th Street
New York, NY 10017 USA
TEL: 212 687 9888 FAX: 646 487 5501

MEP ENGINEERS:
AKF GROUP
One Liberty Plaza, 165 Broadway, 22nd Floor
New York, NY 10006 USA
TEL: 212 354 5656 FAX: 212 354 5668

GEOTECHNICAL ENGINEERS:
Langan Engineering & Environmental Services
21 Penn Plaza - 360 West 31st Street, 8th Floor
New York, NY 10001-2727
TEL: 212 479 5400 FAX: 212 479 5444

CODE CONSULTANTS:
Construction Consulting Associates
100 Church Street
New York, NY 10007
TEL: 212 385 1818 FAX: 212 385 1911

CURTAINWALL CONSULTANT:
AJLP Consulting
40 Worth Street, Suite 826
New York, NY 10013
TEL: 212 757 5659 FAX: 646 219 8508

LANDMARK/PRESERVATION CONSULTANT:
Jan Hird Pokorny Associates, Inc.
39 West 37th Street, 12A
New York, NY 10018
TEL: 212 759 6462 FAX: 212 759 6540

No.	DESCRIPTION	DATE
1	DOB SUBMISSION	19 DEC 2014
2	CD PROGRESS ISSUE 3	09 MAR 2015
3	CD PROGRESS ISSUE 5	10 AUG 2015
4	DOB AMENDMENT 2	18 SEP 2015

0 4'-0" 8'-0" 16'-0"

Discrepancies must be reported immediately to the Architect before proceeding. Only figured dimensions are to be used. Contractors must check all dimensions on site. This drawing is protected by copyright.

ALL DIMENSIONS ARE SHOWN IN IMPERIAL.

CONSULTANT:
AKF
ONE LIBERTY PLAZA, 165 BROADWAY, 22nd FLOOR
NEW YORK, NY 10006
T: 212.354.5656 F: 212.354.5668
Arlington • Austin • Miami-Dade • Philadelphia • Seattle-Tacoma
Plumbing • Fire Protection • Electrical • Telecom • Mechanical

PROJECT:
217 WEST 57TH STREET
NEW YORK, NY

DRAWING TITLE:
PLUMBING
12th FLOOR PLAN

SEAL & SIGNATURE:

DATE:	12/08/14
PROJECT No:	Y130747-000
DRAWN: JRD	REV: 4
CHK: JRD	
SCALE: 1/8" = 1'-0"	
DWG No:	P-119.01
DOB PAGE No:	22 of 97

DOB EMPLOYEE STAMP:

DOB B-SCAN:

36" x 48" Arch E - SHEET SIZE
FILE NAME: C:\Revit Local Files\Y130747-000-AAF-865_MEP15-CENTRAL_jangarre.rvt
PLOT DATE: 4/13/2015 10:10:47 AM

DEPT OF BLDGS 121263426 Job Number
ES31120600 Scan Code

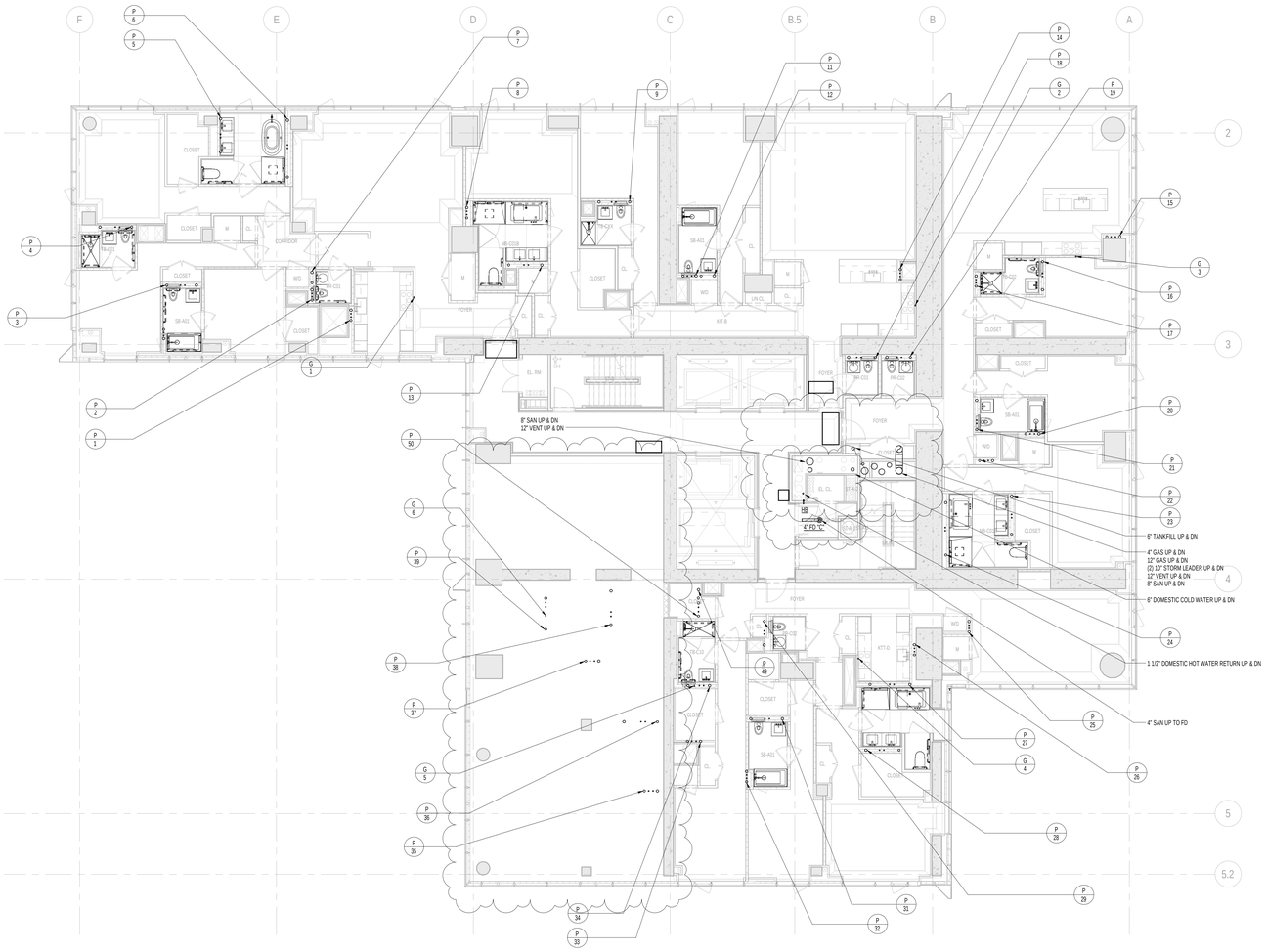

1 13th FLOOR PLAN
SCALE: 1/8" = 1'-0"

KEY PLAN:

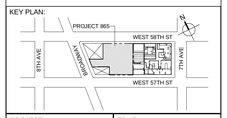

PROJECT NORTH

TRUE NORTH

DEVELOPER:
EXTELL DEVELOPMENT COMPANY
805 THIRD AVENUE, 7TH FLOOR
New York, NY 10022 USA
TEL: 212 712 6000 FAX: 212 712 6100

DESIGN ARCHITECT: Base Building Shell & Core
ADRIAN SMITH + GORDON GILL ARCHITECTURE
111 WEST MONROE STREET SUITE 2300
CHICAGO IL 60603
TEL: 312 920 1888 FAX: 312 920 1775

INTERIOR DESIGNER: Residential
Rottet Architecture and Design Studio, PLLC
298 Fifth Ave, 7th Floor
New York, NY 10001
TEL: 646 998 7000 FAX:

ARCHITECT OF RECORD:Base Building Shell, Core, & Residential
AAI ARCHITECTS, P.C.
401 Wellington St. W., 3rd Floor
Toronto, ON M5V 1E7 Canada
TEL: 416 967 1500 FAX: 416 967 7150

STRUCTURAL ENGINEERS:
WSP CANTOR SEINUK
228 EAST 45th Street
New York, NY 10017 USA
TEL: 212 687 9888 FAX: 646 487 5501

MEP ENGINEERS:
AKF GROUP
One Liberty Plaza, 165 Broadway, 22nd Floor
New York, NY 10006 USA
TEL: 212 354 5656 FAX: 212 354 5668

GEOTECHNICAL ENGINEERS:
Langan Engineering & Environmental Services
21 Penn Plaza - 360 West 31st Street, 8th Floor
New York, NY 10001-2727
TEL: 212 479 5400 FAX: 212 479 5444

CODE CONSULTANTS:
Construction Consulting Associates
100 Church Street
New York, NY 10007
TEL: 212 385 1818 FAX: 212 385 1911

CURTAINWALL CONSULTANT:
AJLP Consulting
40 Worth Street. Suite 826
New York, NY 10013
TEL: 212 757 5659 FAX: 646 219 8508

LANDMARK/PRESERVATION CONSULTANT:
Jan Hird Pokorny Associates, Inc.
39 West 37th Street, 12A
New York, NY 10018
TEL: 212 759 6462 FAX: 212 759 6540

No.	DESCRIPTION	DATE
1	ISSUED FOR SCHEMATIC DESIGN	04 APR 2014
2	ISSUED FOR DESIGN DEVELOPMENT	01 JUL 2014
3	ISSUED FOR DESIGN DEVELOPMENT	31 JUL 2014
4	CD PROGRESS ISSUE 1	15 OCT 2014
5	ISSUED FOR BID - PLUMBING	15 OCT 2014
6	DOB SUBMISSION	19 DEC 2014
7	CD PROGRESS ISSUE 3	09 MAR 2015
8	CD PROGRESS ISSUE 5	10 AUG 2015
9	DOB AMENDMENT 2	18 SEP 2015

0 4'-0" 8'-0" 16'-0"

Discrepancies must be reported immediately to the Architect before proceeding. Only figured dimensions are to be used. Contractors must check all dimensions on site. This drawing is protected by copyright.

ALL DIMENSIONS ARE SHOWN IN IMPERIAL.

CONSULTANT:
AKF
ONE LIBERTY PLAZA, 165 BROADWAY, 22nd FLOOR
NEW YORK, NY 10006
T: 212.354.5656 F: 212.354.5668
Atlanta • Dallas • Miami Dade • Philadelphia • Washington
Plumbing • Fire Protection • Gas • Mechanical • Medical Gas

PROJECT:
217 WEST 57TH STREET
NEW YORK, NY

DRAWING TITLE:
PLUMBING
13th FLOOR PLAN

SEAL & SIGNATURE:

STATE OF NEW YORK · CHRISTOPHER D. MOORE · No. 075136 · LICENSED PROFESSIONAL ENGINEER

DATE:	04/04/14
PROJECT No:	Y130747-000
DRAWN: JRD	REV:
CHK: JRD	9
SCALE: 1/8" = 1'-0"	
DWG No:	P-120.01
DOB PAGE No:	23 of 97

DOB EMPLOYEE STAMP:

DOB B-SCAN:

36" x 48" Arch E - SHEET SIZE
FILE NAME: C:\Revit Local Files\Y130747-000-AAF-865_MEP15-CENTRAL_jangrant.rvt
PLOT DATE: 4/3/2015 10:05:15 AM

DEPT OF BLDGS 121263426 Job Number
E3684611541 Scan Code

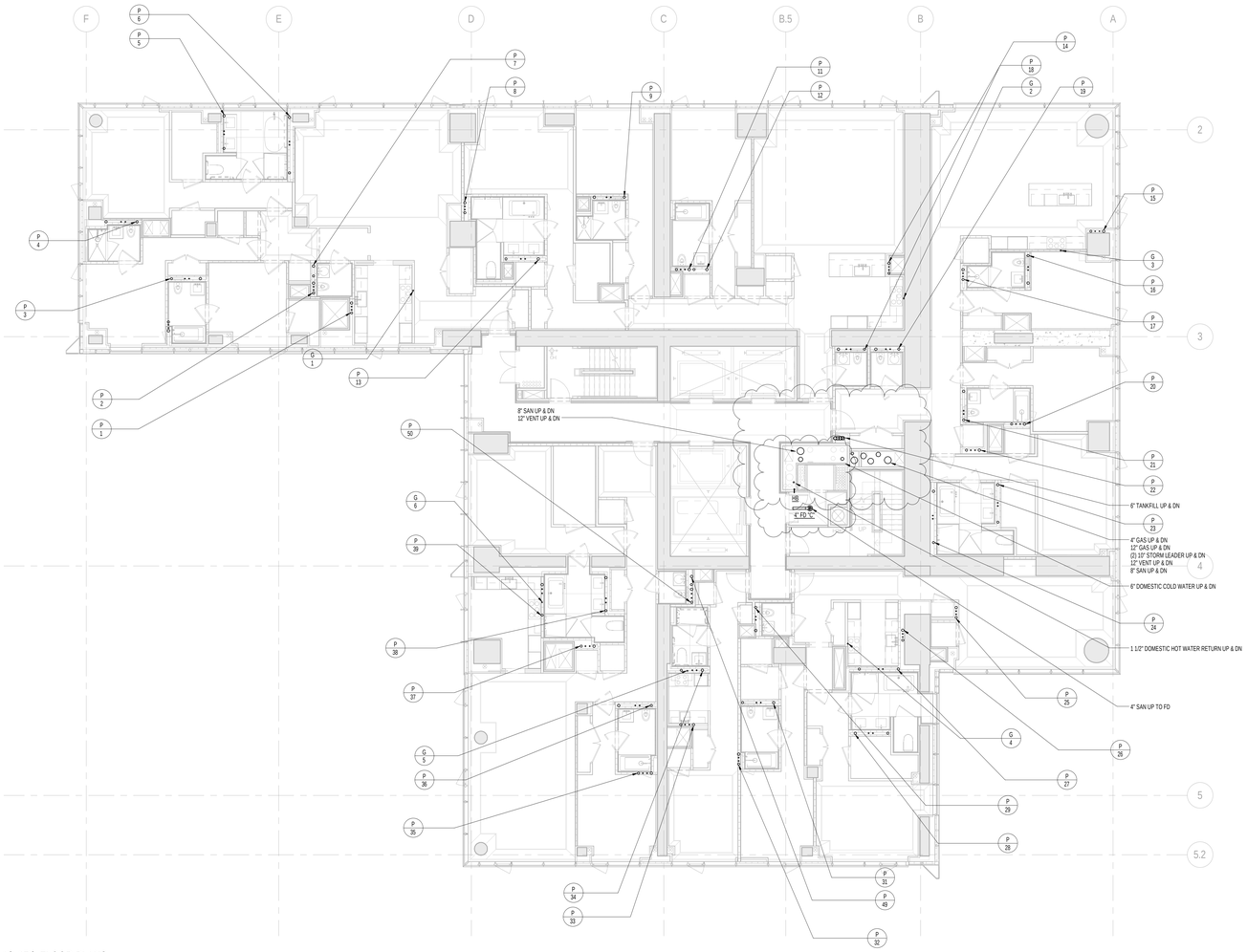

1 TYPICAL 14th-17th FLOOR PLANS
SCALE: 1/8" = 1'-0"

KEY PLAN:

PROJECT NORTH

TRUE NORTH

DEVELOPER:
EXTELL DEVELOPMENT COMPANY
805 THIRD AVENUE, 7TH FLOOR
New York, NY 10022 USA
TEL: 212 712 6000 FAX: 212 712 6100

DESIGN ARCHITECT: Base Building Shell & Core
ADRIAN SMITH + GORDON GILL ARCHITECTURE
111 WEST MONROE STREET SUITE 2300
CHICAGO IL 60603
TEL: 312 920 1888 FAX: 312 920 1775

INTERIOR DESIGNER: Residential
Rottet Architecture and Design Studio, PLLC
298 Fifth Ave, 7th Floor
New York, NY 10001
TEL: 646 998 7000 FAX:

ARCHITECT OF RECORD:Base Building Shell, Core, & Residential
AAI ARCHITECTS, P.C.
401 Wellington St. W., 3rd Floor
Toronto, ON M5V 1E7 Canada
TEL: 416 967 1500 FAX: 416 967 7150

STRUCTURAL ENGINEERS:
WSP CANTOR SEINUK
228 EAST 45th Street
New York, NY 10017 USA
TEL: 212 687 9888 FAX: 646 487 5501

MEP ENGINEERS:
AKF GROUP
One Liberty Plaza, 165 Broadway, 22nd Floor
New York, NY 10006 USA
TEL: 212 354 5656 FAX: 212 354 5668

GEOTECHNICAL ENGINEERS:
Langan Engineering & Environmental Services
21 Penn Plaza - 360 West 31st Street, 8th Floor
New York, NY 10001-2727
TEL: 212 479 5400 FAX: 212 479 5444

CODE CONSULTANTS:
Construction Consulting Associates
100 Church Street
New York, NY 10007
TEL: 212 385 1818 FAX: 212 385 1911

CURTAINWALL CONSULTANT:
AJLP Consulting
40 Worth Street. Suite 826
New York, NY 10013
TEL: 212 757 5659 FAX: 646 219 8508

LANDMARK/PRESERVATION CONSULTANT:
Jan Hird Pokorny Associates, Inc.
39 West 37th Street, 12A
New York, NY 10018
TEL: 212 759 6462 FAX: 212 759 6540

No.	DESCRIPTION	DATE
1	CD PROGRESS ISSUE 1	15 OCT 2014
2	ISSUED FOR BID - PLUMBING	15 OCT 2014
3	DOB SUBMISSION	19 DEC 2014
4	CD PROGRESS ISSUE 3	09 MAR 2015
5	CD PROGRESS ISSUE 4	01 JUN 2015
6	CD PROGRESS ISSUE 5	10 AUG 2015
7	DOB AMENDMENT 2	18 SEP 2015

0 4' - 0" 8' - 0" 16' - 0"

Discrepancies must be reported immediately to the Architect before proceeding. Only figured dimensions are to be used. Contractors must check all dimensions on site. This drawing is protected by copyright.

ALL DIMENSIONS ARE SHOWN IN IMPERIAL.

CONSULTANT:
AKF
ONE LIBERTY PLAZA, 165 BROADWAY, 22nd FLOOR
NEW YORK, NY 10006
T: 212.354.5656 F: 212.354.5668
Atlanta / Boston / Mexico City / Minneapolis / New York
Philadelphia / Houston / Dublin / Hartford / Stamford

PROJECT:

217 WEST 57TH STREET

NEW YORK, NY

DRAWING TITLE:

PLUMBING

16th FLOOR PLAN (TYPICAL 14th-17th FLOORS)

SEAL & SIGNATURE:

STATE OF NEW YORK · JENNIFER R. PIERSON · 038201 · LICENSED PROFESSIONAL ENGINEER

DATE:	10/15/14
PROJECT No:	Y130747-000
DRAWN: JRD	REV: 7
CHK: JRD	
SCALE: 1/8" = 1'-0"	
DWG No:	**P-122.01**
DOB PAGE No:	24 of 97

DOB EMPLOYEE STAMP:

DOB B-SCAN:

36" x 48" Arch E SHEET SIZE
FILE NAME: C:\Revit Local Files\Y130747-000-AKF-865_MEP15-CENTRAL_jlangner.rvt
PLOT DATE: 9/18/2015 9:54:13 AM

DEPT OF BLDGS 121263635 Job Number
E381526997 Scan Code

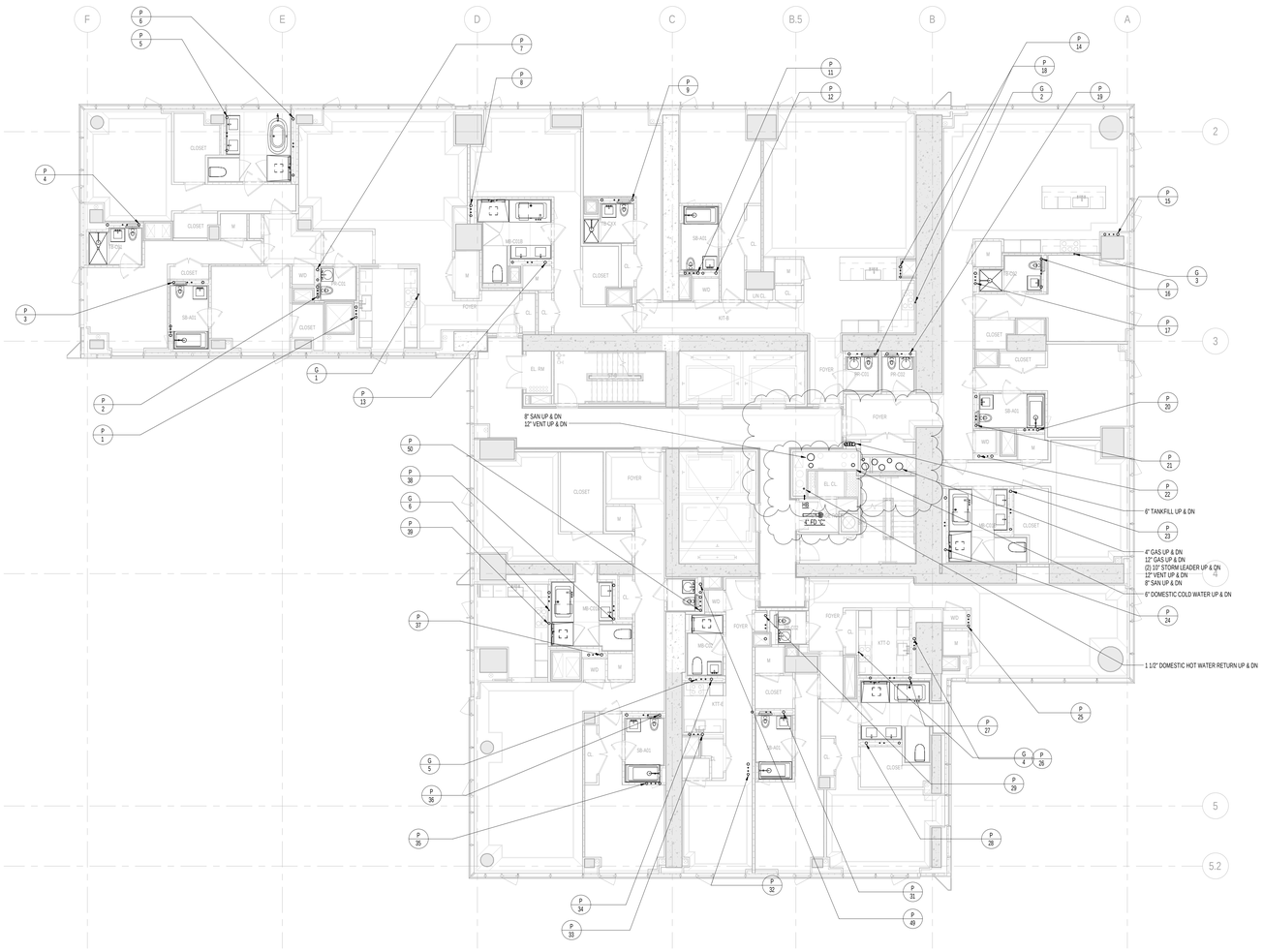

1 18th FLOOR PLAN
SCALE: 1/8" = 1'-0"

KEY PLAN:

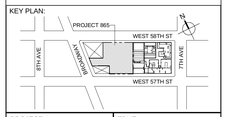

PROJECT NORTH

TRUE NORTH

DEVELOPER:
EXTELL DEVELOPMENT COMPANY
805 THIRD AVENUE, 7TH FLOOR
New York, NY 10022 USA
TEL: 212 712 6000 FAX: 212 712 6100

DESIGN ARCHITECT: Base Building Shell & Core
ADRIAN SMITH + GORDON GILL ARCHITECTURE
111 WEST MONROE STREET SUITE 2300
CHICAGO IL 60603
TEL: 312 920 1888 FAX: 312 920 1775

INTERIOR DESIGNER: Residential
Rottet Architecture and Design Studio, PLLC
298 Fifth Ave, 7th Floor
New York, NY 10001
TEL: 646 998 7000 FAX:

ARCHITECT OF RECORD:Base Building Shell, Core, & Residential
AAI ARCHITECTS, P.C.
401 Wellington St. W., 3rd Floor
Toronto, ON M5V 1E7 Canada
TEL: 416 967 1500 FAX: 416 967 7150

STRUCTURAL ENGINEERS:
WSP CANTOR SEINUK
228 EAST 45th Street
New York, NY 10017 USA
TEL: 212 687 9888 FAX: 646 487 5501

MEP ENGINEERS:
AKF GROUP
One Liberty Plaza, 165 Broadway, 22nd Floor
New York, NY 10006 USA
TEL: 212 354 5656 FAX: 212 354 5668

GEOTECHNICAL ENGINEERS:
Langan Engineering & Environmental Services
21 Penn Plaza - 360 West 31st Street, 8th Floor
New York, NY 10001-2727
TEL: 212 479 5400 FAX: 212 479 5444

CODE CONSULTANTS:
Construction Consulting Associates
100 Church Street
New York, NY 10007
TEL: 212 385 1818 FAX: 212 385 1911

CURTAINWALL CONSULTANT:
AJLP Consulting
40 Worth Street, Suite 826
New York, NY 10013
TEL: 212 757 5659 FAX: 646 219 8508

LANDMARK/PRESERVATION CONSULTANT:
Jan Hird Pokorny Associates, Inc.
39 West 37th Street, 12A
New York, NY 10018
TEL: 212 759 6462 FAX: 212 759 6540

No.	DESCRIPTION	DATE
1	CD PROGRESS ISSUE 1	15 OCT 2014
2	ISSUED FOR BID - PLUMBING	15 OCT 2014
3	DOB SUBMISSION	19 DEC 2014
4	CD PROGRESS ISSUE 4	01 JUN 2015
5	CD PROGRESS ISSUE 5	10 AUG 2015
6	DOB AMENDMENT 2	18 SEP 2015

0 4'-0" 8'-0" 16'-0"

Discrepancies must be reported immediately to the Architect before proceeding. Only figured dimensions are to be used. Contractors must check all dimensions on site. This drawing is protected by copyright.

ALL DIMENSIONS ARE SHOWN IN IMPERIAL.

CONSULTANT:
AKF
ONE LIBERTY PLAZA, 165 BROADWAY, 22nd FLOOR
NEW YORK, NY 10006
T: 212.354.5656 F: 212.354.5668
Atlanta / Boston / Miami City / Minneapolis / New York
Philadelphia / Houston / Irvine / Seattle / Jeddah

PROJECT:
217 WEST 57TH STREET
NEW YORK, NY

DRAWING TITLE:
PLUMBING
18th FLOOR PLAN

SEAL & SIGNATURE:

DATE:	10/15/14
PROJECT No:	Y130747-000
DRAWN: JRD	REV:
CHK: JRD	6
SCALE: 1/8" = 1'-0"	
DWG No:	
P-124.01	
DOB PAGE No:	25 of 97

DOB EMPLOYEE STAMP:

DOB B-SCAN:

36" x 48" Arch E - SHEET SIZE

FILE NAME: C:\Revit Local Files\Y130747-000-AKF-865_MEP15-CENTRAL_jlangner.rvt
PLOT DATE: 9/18/2015 5:04:36 AM

DEPT OF BLDGS 121263426 Job Number
E344614569B Scan Code

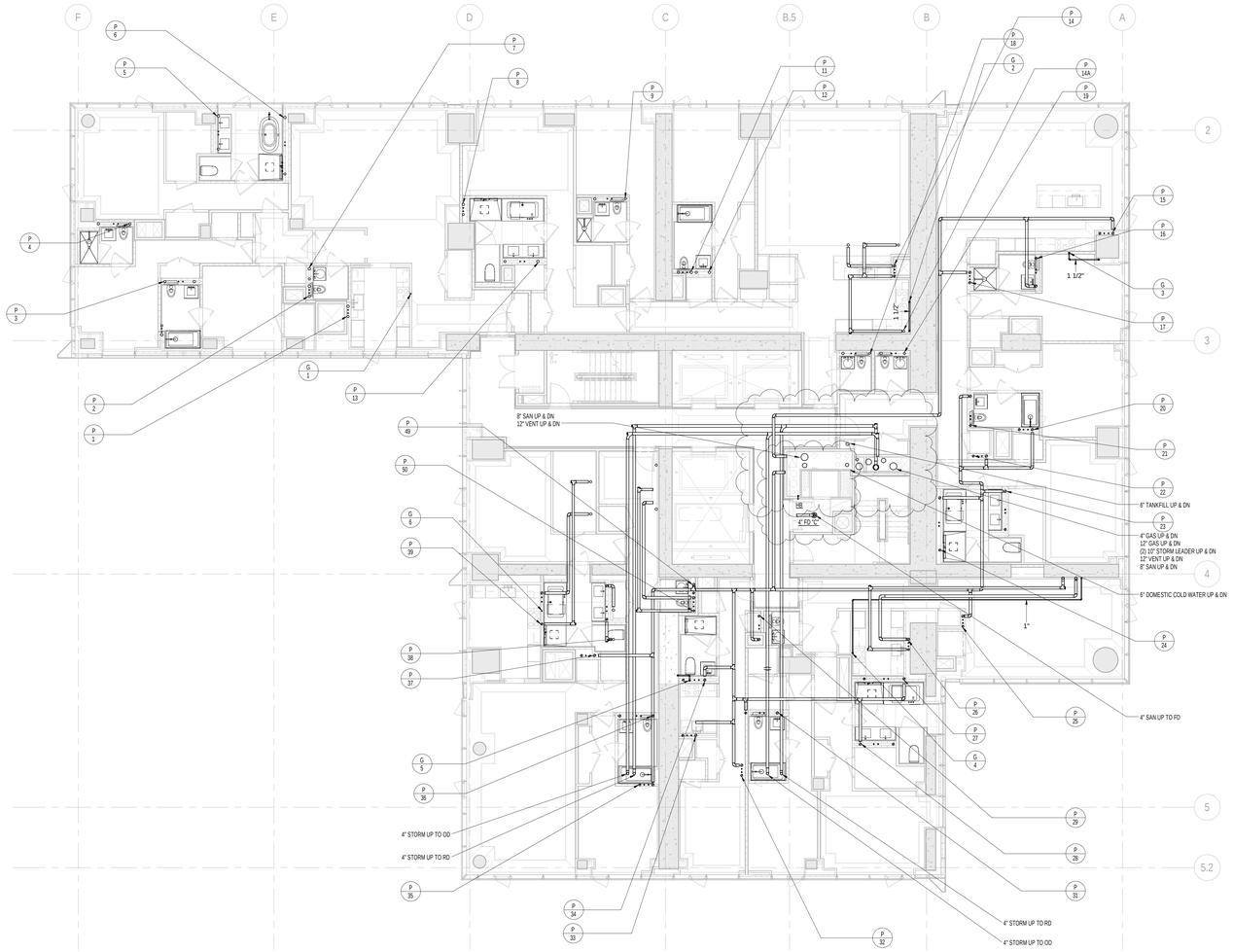

1 19th FLOOR PLAN
SCALE: 1/8" = 1'-0"

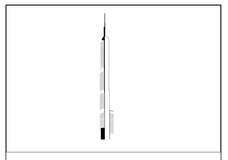

KEY PLAN:

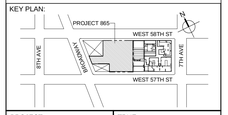

PROJECT NORTH

TRUE NORTH

DEVELOPER:
EXTELL DEVELOPMENT COMPANY
805 THIRD AVENUE, 7TH FLOOR
New York, NY 10022 USA
TEL: 212 712 6000 FAX: 212 712 6100

DESIGN ARCHITECT: Base Building Shell & Core
ADRIAN SMITH + GORDON GILL ARCHITECTURE
111 WEST MONROE STREET SUITE 2300
CHICAGO IL 60603
TEL: 312 920 1888 FAX: 312 920 1775

INTERIOR DESIGNER: Residential
Rottet Architecture and Design Studio, PLLC
298 Fifth Ave, 7th Floor
New York, NY 10001
TEL: 646 998 7000 FAX:

ARCHITECT OF RECORD:Base Building Shell, Core, & Residential
AAI ARCHITECTS, P.C.
401 Wellington St. W., 3rd Floor
Toronto, ON M5V 1E7 Canada
TEL: 416 967 1500 FAX: 416 967 7150

STRUCTURAL ENGINEERS:
WSP CANTOR SEINUK
228 EAST 45th Street
New York, NY 10017 USA
TEL: 212 687 9888 FAX: 646 487 5501

MEP ENGINEERS:
AKF GROUP
One Liberty Plaza, 165 Broadway, 22nd Floor
New York, NY 10006 USA
TEL: 212 354 5656 FAX: 212 354 5668

GEOTECHNICAL ENGINEERS:
Langan Engineering & Environmental Services
21 Penn Plaza - 360 West 31st Street, 8th Floor
New York, NY 10001-2727
TEL: 212 479 5400 FAX: 212 479 5444

CODE CONSULTANTS:
Construction Consulting Associates
100 Church Street
New York, NY 10007
TEL: 212 385 1818 FAX: 212 385 1911

CURTAINWALL CONSULTANT:
AJLP Consulting
40 Worth Street, Suite 826
New York, NY 10013
TEL: 212 757 5659 FAX: 646 219 8508

LANDMARK/PRESERVATION CONSULTANT:
Jan Hird Pokorny Associates, Inc.
39 West 37th Street, 12A
New York, NY 10018
TEL: 212 759 6462 FAX: 212 759 6540

No.	DESCRIPTION	DATE
1	ISSUED FOR SCHEMATIC DESIGN	04 APR 2014
2	ISSUED FOR DESIGN DEVELOPMENT	01 JUL 2014
3	ISSUED FOR DESIGN DEVELOPMENT	31 JUL 2014
4	CD PROGRESS ISSUE 1	15 OCT 2014
5	ISSUED FOR BID - PLUMBING	15 OCT 2014
6	DOB SUBMISSION	19 DEC 2014
7	CD PROGRESS ISSUE 3	09 MAR 2015
8	CD PROGRESS ISSUE 4	01 JUN 2015
9	CD PROGRESS ISSUE 5	10 AUG 2015
10	DOB AMENDMENT 2	18 SEP 2015

0 4'-0" 8'-0" 16'-0"

Discrepancies must be reported immediately to the Architect before proceeding. Only figured dimensions are to be used. Contractors must check all dimensions on site. This drawing is protected by copyright.

ALL DIMENSIONS ARE SHOWN IN IMPERIAL.

CONSULTANT:
AKF
ONE LIBERTY PLAZA, 165 BROADWAY, 22nd FLOOR
NEW YORK, NY 10006
T: 212.354.5656 F: 212.354.5668
Chicago / Detroit / Miami / Dc / Minneapolis / New York
Philadelphia / Princeton / Tundra / Rochester / Sanford

PROJECT:
217 WEST 57TH STREET
NEW YORK, NY

DRAWING TITLE:
PLUMBING
19th FLOOR PLAN

SEAL & SIGNATURE:

DATE:	04/04/14
PROJECT No:	Y130747-000
DRAWN: JRD	REV: 10
CHK: JRD	
SCALE: 1/8" = 1'-0"	
DWG No:	P-125.01
DOB PAGE No:	26 of 97

DOB EMPLOYEE STAMP:

DOB B-SCAN:

36" x 48" Arch E SHEET SIZE
FILE NAME: C:\Revit Local Files\Y130747-000-AKF-865_MEP15-CENTRAL_jlangner.rvt
PLOT DATE: 9/15/2015 10:04 AM AM

DEPT OF BLDGS 121263426 Job Number
ES1349691A9 Scan Code

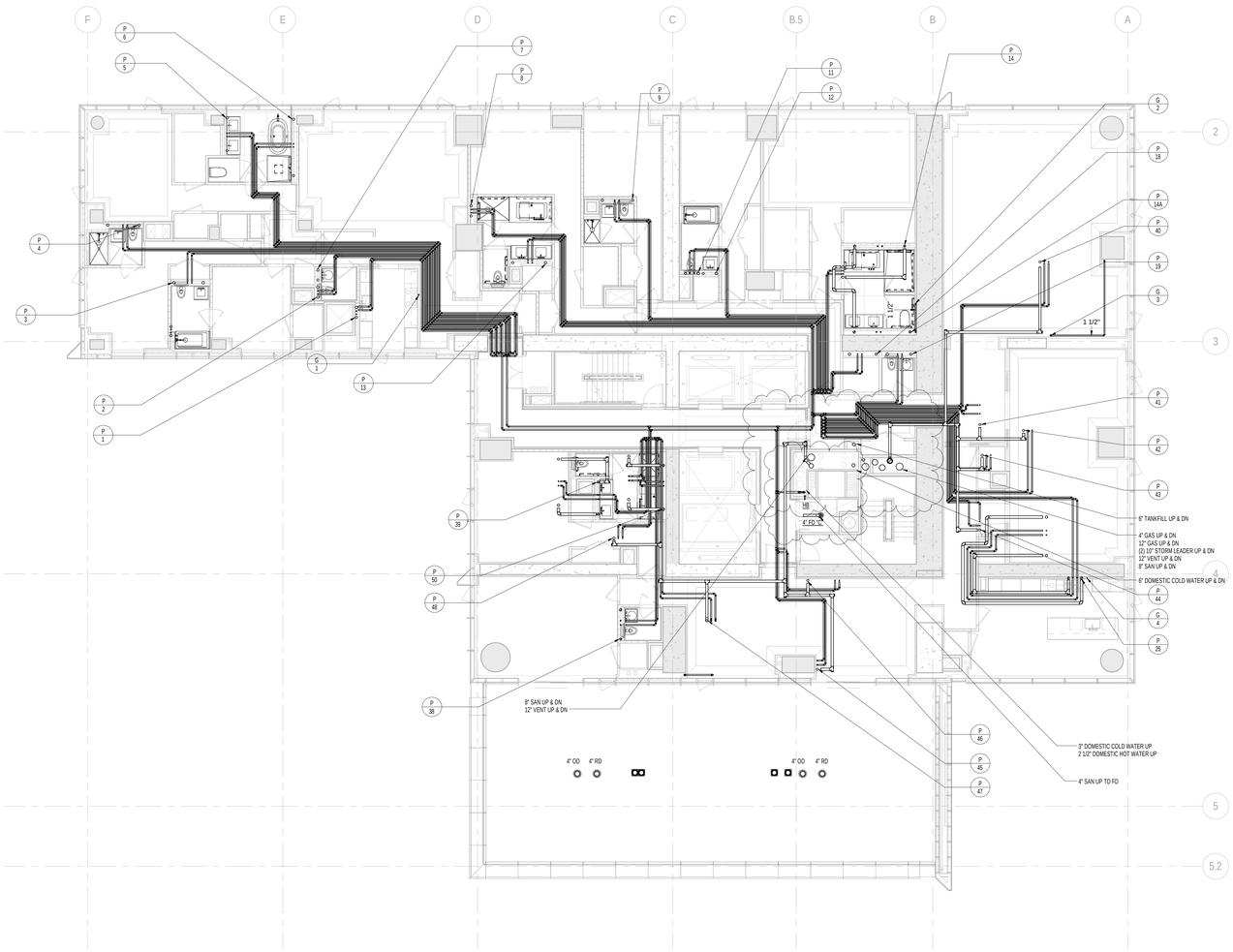

1 20th FLOOR PLAN
SCALE: 1/8" = 1'-0"

KEY PLAN:

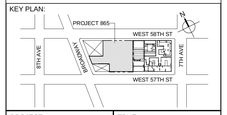

PROJECT NORTH

TRUE NORTH

DEVELOPER:
EXTELL DEVELOPMENT COMPANY
805 THIRD AVENUE, 7TH FLOOR
New York, NY 10022 USA
TEL: 212 712 6000 FAX: 212 712 6100

DESIGN ARCHITECT: Base Building Shell & Core
ADRIAN SMITH + GORDON GILL ARCHITECTURE
111 WEST MONROE STREET SUITE 2300
CHICAGO IL 60603
TEL: 312 920 1888 FAX: 312 920 1775

INTERIOR DESIGNER: Residential
Rottet Architecture and Design Studio, PLLC
298 Fifth Ave, 7th Floor
New York, NY 10001
TEL: 646 998 7000 FAX:

ARCHITECT OF RECORD:Base Building Shell, Core, & Residential
AAI ARCHITECTS, P.C.
401 Wellington St. W., 3rd Floor
Toronto, ON M5V 1E7 Canada
TEL: 416 967 1500 FAX: 416 967 7150

STRUCTURAL ENGINEERS:
WSP CANTOR SEINUK
228 EAST 45th Street
New York, NY 10017 USA
TEL: 212 687 9888 FAX: 646 487 5501

MEP ENGINEERS:
AKF GROUP
One Liberty Plaza, 165 Broadway, 22nd Floor
New York, NY 10006 USA
TEL: 212 354 5656 FAX: 212 354 5668

GEOTECHNICAL ENGINEERS:
Langan Engineering & Environmental Services
21 Penn Plaza - 360 West 31st Street, 8th Floor
New York, NY 10001-2727
TEL: 212 479 5400 FAX: 212 479 5444

CODE CONSULTANTS:
Construction Consulting Associates
100 Church Street
New York, NY 10007
TEL: 212 385 1818 FAX: 212 385 1911

CURTAINWALL CONSULTANT:
AJLP Consulting
40 Worth Street. Suite 826
New York, NY 10013
TEL: 212 757 5659 FAX: 646 219 8508

LANDMARK/PRESERVATION CONSULTANT:
Jan Hird Pokorny Associates, Inc.
39 West 37th Street, 12A
New York, NY 10018
TEL: 212 759 6462 FAX: 212 759 6540

No.	DESCRIPTION	DATE
1	ISSUED FOR SCHEMATIC DESIGN	04 APR 2014
2	ISSUED FOR DESIGN DEVELOPMENT	01 JUL 2014
3	ISSUED FOR DESIGN DEVELOPMENT	31 JUL 2014
4	CD PROGRESS ISSUE 1	15 OCT 2014
5	ISSUED FOR BID - PLUMBING	15 OCT 2014
6	DOB SUBMISSION	19 DEC 2014
7	CD PROGRESS ISSUE 3	09 MAR 2015
8	CD PROGRESS ISSUE 4	01 JUN 2015
9	CD PROGRESS ISSUE 5	10 AUG 2015
10	DOB AMENDMENT 2	18 SEP 2015

0 4'-0" 8'-0" 16'-0"

Discrepancies must be reported immediately to the Architect before proceeding. Only figured dimensions are to be used. Contractors must check all dimensions on site. This drawing is protected by copyright.

ALL DIMENSIONS ARE SHOWN IN IMPERIAL.

CONSULTANT:
AKF
ONE LIBERTY PLAZA, 165 BROADWAY, 22nd FLOOR
NEW YORK, NY 10006
T: 212.354.5656 F: 212.354.5668
Chicago / Dallas / Denver / Dubai / Hong Kong / Indianapolis / Kansas City / Los Angeles / Miami / New York / Philadelphia / Princeton / Puebla / Rochester / Sarasota

PROJECT:

217 WEST 57TH STREET
NEW YORK, NY

DRAWING TITLE:

PLUMBING
20th FLOOR PLAN

SEAL & SIGNATURE:

STATE OF NEW YORK · JAMES R. MOORE · 031 · LICENSED PROFESSIONAL ENGINEER

DATE:	04/04/14
PROJECT No:	Y130747-000
DRAWN: JRD	REV: 10
CHK: JRD	
SCALE: 1/8" = 1'-0"	
DWG No:	P-126.01
DOB PAGE No:	27 of 97

DOB EMPLOYEE STAMP:

DOB B-SCAN:

36" x 48" Arch E - SHEET SIZE
FILE NAME: C:\Revit Local Files\Y130747-000-AKF-865_MEP15-CENTRAL_jlangner.rvt
PLOT DATE: 9/15/2015 10:05:08 AM

DEPT OF BLDGS 121263426 Job Number
E326991006 Scan Code

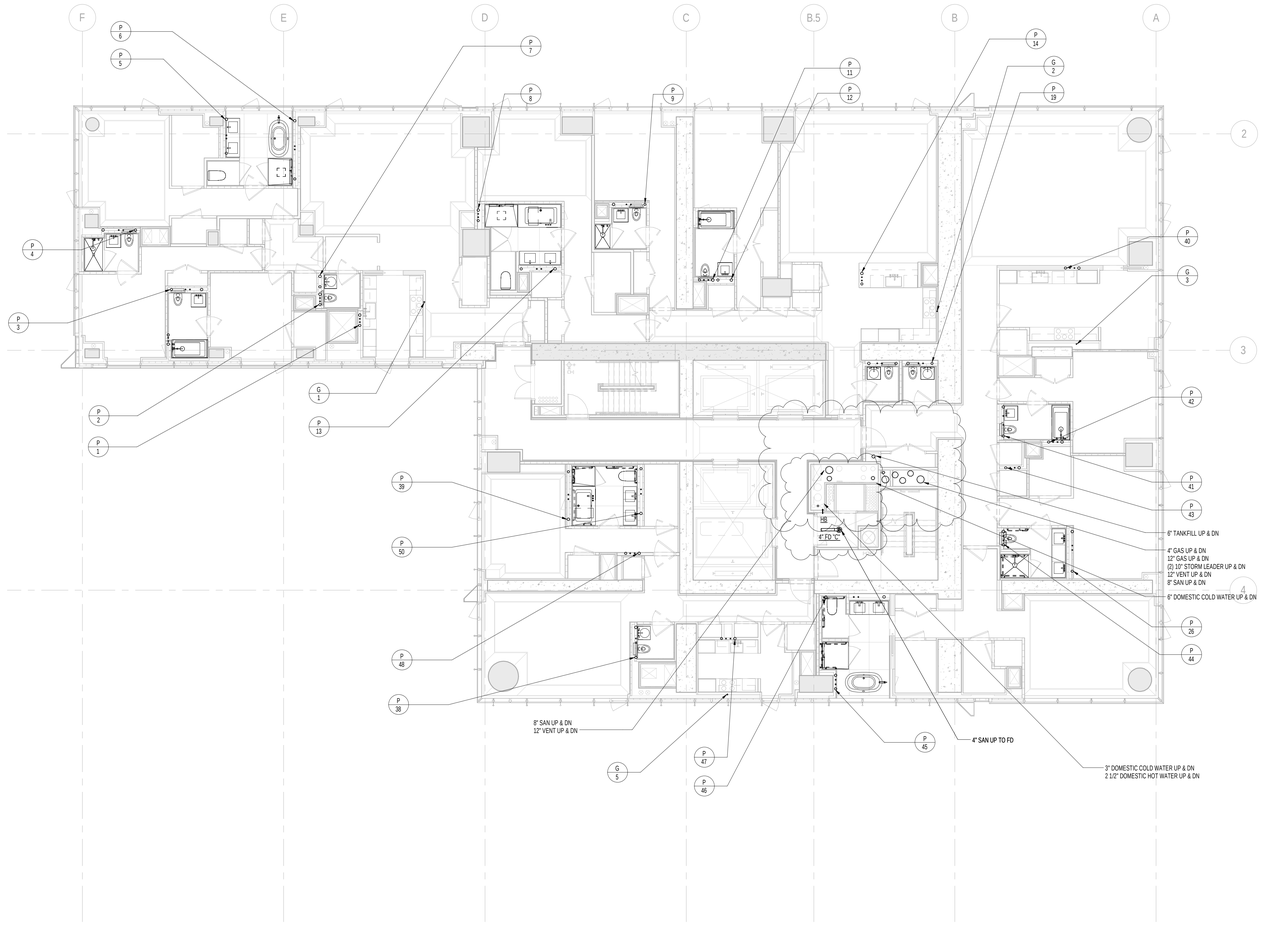

1 TYPICAL 21st-24th FLOOR PLANS
SCALE: 1/8" = 1'-0"

KEY PLAN:

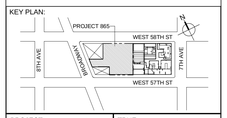

PROJECT NORTH

TRUE NORTH

DEVELOPER:
EXTELL DEVELOPMENT COMPANY
805 THIRD AVENUE, 7TH FLOOR
New York, NY 10022 USA
TEL: 212 712 6000 FAX: 212 712 6100

DESIGN ARCHITECT: Base Building Shell & Core
ADRIAN SMITH + GORDON GILL ARCHITECTURE
111 WEST MONROE STREET SUITE 2300
CHICAGO IL 60603
TEL: 312 920 1888 FAX: 312 920 1775

INTERIOR DESIGNER: Residential
Rottet Architecture and Design Studio, PLLC
298 Fifth Ave, 7th Floor
New York, NY 10001
TEL: 646 998 7000 FAX:

ARCHITECT OF RECORD:Base Building Shell, Core, & Residential
AAI ARCHITECTS, P.C.
401 Wellington St. W., 3rd Floor
Toronto, ON M5V 1E7 Canada
TEL: 416 967 1500 FAX: 416 967 7150

STRUCTURAL ENGINEERS:
WSP CANTOR SEINUK
228 EAST 45th Street
New York, NY 10017 USA
TEL: 212 687 9888 FAX: 646 487 5501

MEP ENGINEERS:
AKF GROUP
One Liberty Plaza, 165 Broadway, 22nd Floor
New York, NY 10006 USA
TEL: 212 354 5656 FAX: 212 354 5668

GEOTECHNICAL ENGINEERS:
Langan Engineering & Environmental Services
21 Penn Plaza - 360 West 31st Street, 8th Floor
New York, NY 10001-2727
TEL: 212 479 5400 FAX: 212 479 5444

CODE CONSULTANTS:
Construction Consulting Associates
100 Church Street
New York, NY 10007
TEL: 212 385 1818 FAX: 212 385 1911

CURTAINWALL CONSULTANT:
AJLP Consulting
40 Worth Street. Suite 826
New York, NY 10013
TEL: 212 757 5659 FAX: 646 219 8508

LANDMARK/PRESERVATION CONSULTANT:
Jan Hird Pokorny Associates, Inc.
39 West 37th Street, 12A
New York, NY 10018
TEL: 212 759 6462 FAX: 212 759 6540

No.	DESCRIPTION	DATE
1	ISSUED FOR SCHEMATIC DESIGN	04 APR 2014
2	ISSUED FOR DESIGN DEVLEOPMENT	01 JUL 2014
3	ISSUED FOR DESIGN DEVLEOPMENT	31 JUL 2014
4	CD PROGRESS ISSUE 1	15 OCT 2014
5	ISSUED FOR BID - PLUMBING	15 OCT 2014
6	DOB SUBMISSION	19 DEC 2014
7	CD PROGRESS ISSUE 3	09 MAR 2015
8	CD PROGRESS ISSUE 4	01 JUN 2015
9	CD PROGRESS ISSUE 5	10 AUG 2015
10	DOB AMENDMENT 2	18 SEP 2015

0 4'-0" 8'-0" 16'-0"

Discrepancies must be reported immediately to the Architect before proceeding. Only figured dimensions are to be used. Contractors must check all dimensions on site. This drawing is protected by copyright.

ALL DIMENSIONS ARE SHOWN IN IMPERIAL.

CONSULTANT:
AKF
ONE LIBERTY PLAZA, 165 BROADWAY, 22nd FLOOR
NEW YORK, NY 10006
T: 212.354.5656 F: 212.354.5668
Arlington / Boston / Kansas City / Minneapolis / New York
Philadelphia / Princeton / Tucson / Tulsa / Vancouver / Zurich

PROJECT:

217 WEST 57TH STREET
NEW YORK, NY

DRAWING TITLE:

PLUMBING
21st FLOOR PLAN (TYPICAL 21st-24th FLOORS)

SEAL & SIGNATURE:

DATE:	04/04/14
PROJECT No:	Y130747-000
DRAWN: JRD	REV:
CHK: JRD	10
SCALE: 1/8" = 1'-0"	
DWG No:	P-127.01
DOB PAGE No:	28 of 97

DOB EMPLOYEE STAMP:

DOB B-SCAN:

36" x 48" Arch E SHEET SIZE
FILE NAME: C:\Users\Local Files\Y130747-000-AKF-865_MEP15-CENTRAL_jdargear.rvt
PLOT DATE: 9/18/2015 5:55:19 AM

DEPT OF BLDGS 121263425 Job Number
E562726188 Scan Code

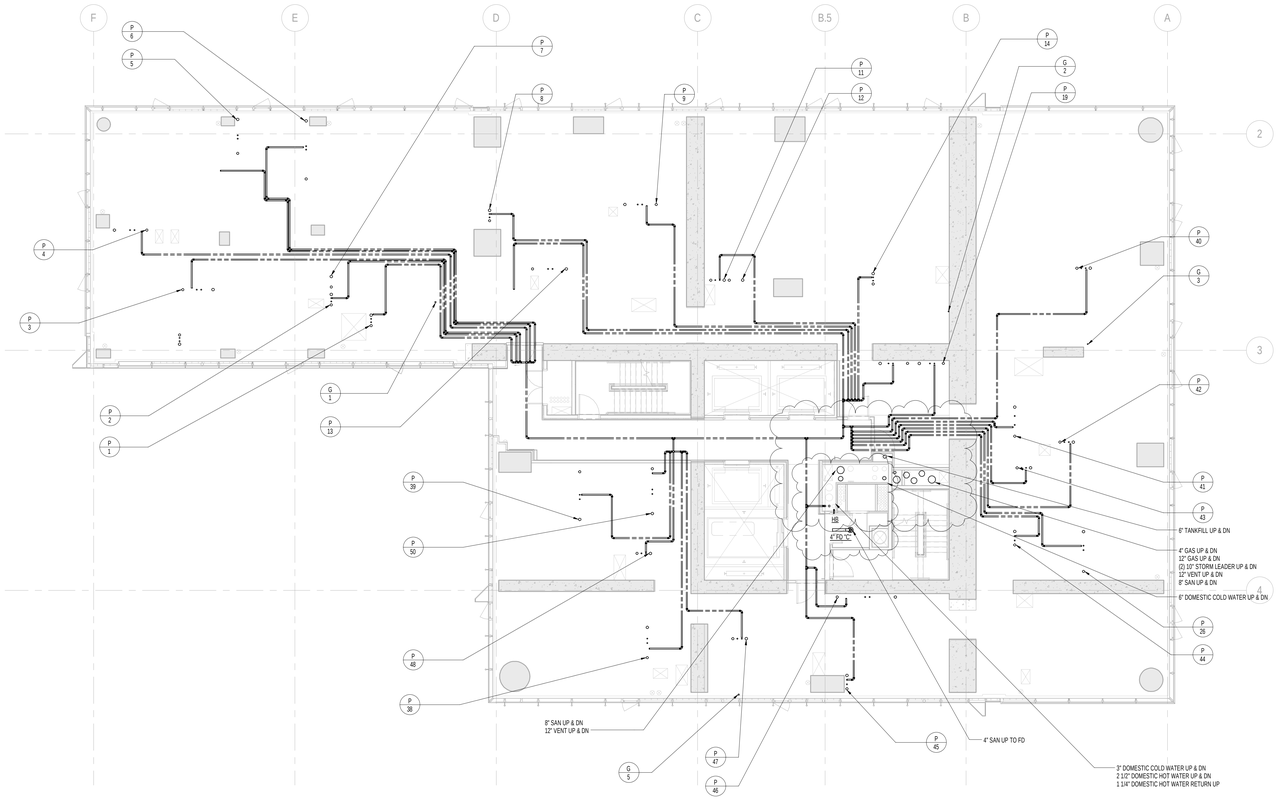

1 25th FLOOR PLAN
SCALE: 1/8" = 1'-0"

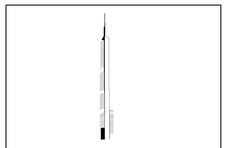

KEY PLAN:

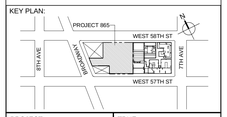

PROJECT NORTH

TRUE NORTH

DEVELOPER:
EXTELL DEVELOPMENT COMPANY
805 THIRD AVENUE, 7TH FLOOR
New York, NY 10022 USA
TEL: 212 712 6000 FAX: 212 712 6100

DESIGN ARCHITECT: Base Building Shell & Core
ADRIAN SMITH + GORDON GILL ARCHITECTURE
111 WEST MONROE STREET SUITE 2300
CHICAGO IL 60603
TEL: 312 920 1888 FAX: 312 920 1775

INTERIOR DESIGNER: Residential
Rottet Architecture and Design Studio, PLLC
298 Fifth Ave, 7th Floor
New York, NY 10001
TEL: 646 998 7000 FAX:

ARCHITECT OF RECORD:Base Building Shell, Core, & Residential
AAI ARCHITECTS, P.C.
401 Wellington St. W., 3rd Floor
Toronto, ON M5V 1E7 Canada
TEL: 416 967 1500 FAX: 416 967 7150

STRUCTURAL ENGINEERS:
WSP CANTOR SEINUK
228 EAST 45th Street
New York, NY 10017 USA
TEL: 212 687 9888 FAX: 646 487 5501

MEP ENGINEERS:
AKF GROUP
One Liberty Plaza, 165 Broadway, 22nd Floor
New York, NY 10006 USA
TEL: 212 354 5656 FAX: 212 354 5668

GEOTECHNICAL ENGINEERS:
Langan Engineering & Environmental Services
21 Penn Plaza - 360 West 31st Street, 8th Floor
New York, NY 10001-2727
TEL: 212 479 5400 FAX: 212 479 5444

CODE CONSULTANTS:
Construction Consulting Associates
100 Church Street
New York, NY 10007
TEL: 212 385 1818 FAX: 212 385 1911

CURTAINWALL CONSULTANT:
AJLP Consulting
40 Worth Street. Suite 826
New York, NY 10013
TEL: 212 757 5659 FAX: 646 219 8508

LANDMARK/PRESERVATION CONSULTANT:
Jan Hird Pokorny Associates, Inc.
39 West 37th Street, 12A
New York, NY 10018
TEL: 212 759 6462 FAX: 212 759 6540

No.	DESCRIPTION	DATE
1	DOB SUBMISSION	19 DEC 2014
2	CD PROGRESS ISSUE 3	09 MAR 2015
3	CD PROGRESS ISSUE 4	01 JUN 2015
4	CD PROGRESS ISSUE 5	10 AUG 2015
5	DOB AMENDMENT 2	18 SEP 2015

0 4'-0" 8'-0" 16'-0"

Discrepancies must be reported immediately to the Architect before proceeding. Only figured dimensions are to be used. Contractors must check all dimensions on site. This drawing is protected by copyright.

ALL DIMENSIONS ARE SHOWN IN IMPERIAL.

CONSULTANT:
AKF
ONE LIBERTY PLAZA, 165 BROADWAY, 22nd FLOOR
NEW YORK, NY 10006
T: 212.354.5656 F: 212.354.5668
Arlington / Boston / Kansas City / Minneapolis / New York
Philadelphia / Princeton / Pueblo / Rochester / Stamford

PROJECT:

217 WEST 57TH STREET
NEW YORK, NY

DRAWING TITLE:

PLUMBING
25th FLOOR PLAN

SEAL & SIGNATURE:

STATE OF NEW YORK · JAMES R. MCCLOSKEY · No. 075135 · LICENSED PROFESSIONAL ENGINEER

DATE:	12/16/14
PROJECT No:	Y130747-000
DRAWN: JRD	REV:
CHK: JRD	5
SCALE: 1/8" = 1'-0"	
DWG No:	
P-131.01	
DOB PAGE No:	29 of 97

DOB EMPLOYEE STAMP:

DOB B-SCAN:

36" x 48" Arch E - SHEET SIZE
FILE NAME: C:\Revit Local Files\Y130747-000-AKF-865_MEP15-CENTRAL_jlangner.rvt
PLOT DATE: 9/18/2015 1:55:35 AM

DEPT OF BLDGS 121263426 Job Number
E364506491 Scan Code

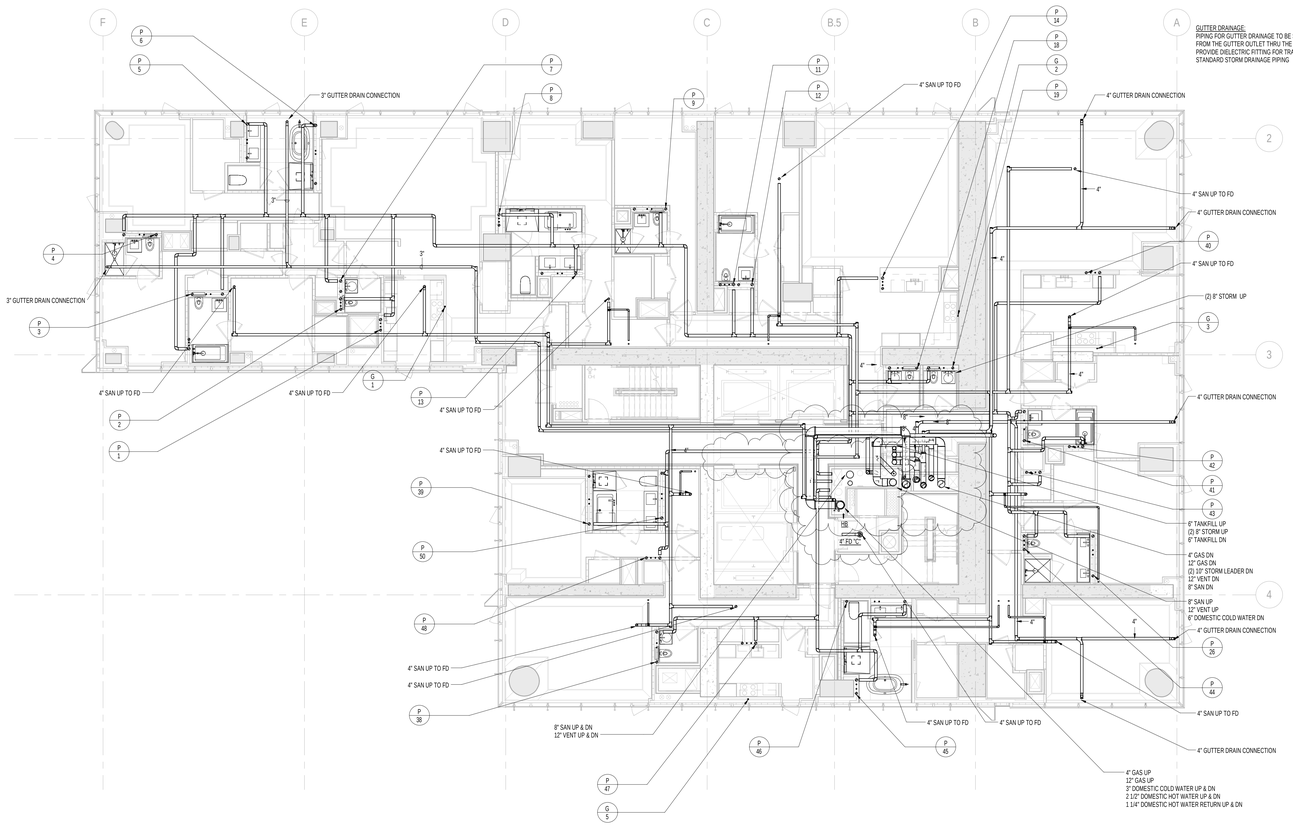

1 26th FLOOR PLAN
SCALE: 1/8" = 1'-0"

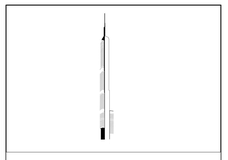

KEY PLAN:

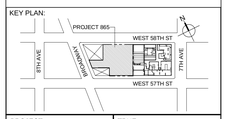

PROJECT NORTH

TRUE NORTH

DEVELOPER:
EXTELL DEVELOPMENT COMPANY
805 THIRD AVENUE, 7TH FLOOR
New York, NY 10022 USA
TEL: 212 712 6000 FAX: 212 712 6100

DESIGN ARCHITECT: Base Building Shell & Core
ADRIAN SMITH + GORDON GILL ARCHITECTURE
111 WEST MONROE STREET SUITE 2300
CHICAGO IL 60603
TEL: 312 920 1888 FAX: 312 920 1775

INTERIOR DESIGNER: Residential
Rottet Architecture and Design Studio, PLLC
298 Fifth Ave, 7th Floor
New York, NY 10001
TEL: 646 998 7000 FAX:

ARCHITECT OF RECORD:Base Building Shell, Core, & Residential
AAI ARCHITECTS, P.C.
401 Wellington St. W., 3rd Floor
Toronto, ON M5V 1E7 Canada
TEL: 416 967 1500 FAX: 416 967 7150

STRUCTURAL ENGINEERS:
WSP CANTOR SEINUK
228 EAST 45th Street
New York, NY 10017 USA
TEL: 212 687 9888 FAX: 646 487 5501

MEP ENGINEERS:
AKF GROUP
One Liberty Plaza, 165 Broadway, 22nd Floor
New York, NY 10006 USA
TEL: 212 354 5656 FAX: 212 354 5668

GEOTECHNICAL ENGINEERS:
Langan Engineering & Environmental Services
21 Penn Plaza - 360 West 31st Street, 8th Floor
New York, NY 10001-2727
TEL: 212 479 5400 FAX: 212 479 5444

CODE CONSULTANTS:
Construction Consulting Associates
100 Church Street
New York, NY 10007
TEL: 212 385 1818 FAX: 212 385 1911

CURTAINWALL CONSULTANT:
AJLP Consulting
40 Worth Street, Suite 826
New York, NY 10013
TEL: 212 757 5659 FAX: 646 219 8508

LANDMARK/PRESERVATION CONSULTANT:
Jan Hird Pokorny Associates, Inc.
39 West 37th Street, 12A
New York, NY 10018
TEL: 212 759 6462 FAX: 212 759 6540

No.	DESCRIPTION	DATE
1	ISSUED FOR SCHEMATIC DESIGN	04 APR 2014
2	ISSUED FOR DESIGN DEVELOPMENT	01 JUL 2014
3	ISSUED FOR DESIGN DEVELOPMENT	31 JUL 2014
4	CD PROGRESS ISSUE 1	15 OCT 2014
5	ISSUED FOR BID - PLUMBING	15 OCT 2014
6	DOB SUBMISSION	19 DEC 2014
7	CD PROGRESS ISSUE 3	09 MAR 2015
8	CD PROGRESS ISSUE 4	01 JUN 2015
9	CD PROGRESS ISSUE 5	10 AUG 2015
10	DOB AMENDMENT 2	18 SEP 2015

0 4'-0" 8'-0" 16'-0"

Discrepancies must be reported immediately to the Architect before proceeding. Only figured dimensions are to be used. Contractors must check all dimensions on site. This drawing is protected by copyright.

ALL DIMENSIONS ARE SHOWN IN IMPERIAL.

CONSULTANT:
AKF
ONE LIBERTY PLAZA, 165 BROADWAY, 22nd FLOOR
NEW YORK, NY 10006
T: 212.354.5656 F: 212.354.5668
Chicago / Dallas / Denver / Dubai / Hong Kong / Indianapolis / New York
Philadelphia / Princeton / Toronto / Rochester / Sarnia/Bayl

PROJECT:
217 WEST 57TH STREET
NEW YORK, NY

DRAWING TITLE:
PLUMBING
26th FLOOR PLAN

SEAL & SIGNATURE:

DATE:	04/04/14
PROJECT No:	Y130747-000
DRAWN: JRD	REV: 10
CHK: JRD	
SCALE: 1/8" = 1'-0"	
DWG No:	P-132.01
DOB PAGE No:	30 of 97

DOB EMPLOYEE STAMP:

DOB B-SCAN:

36" x 48" Arch E - SHEET SIZE
FILE NAME: C:\Revit Local Files\Y130747-000-AKF-865_MEP15-CENTRAL_jlangner.rvt
PLOT DATE: 9/15/2015 11:55:51 AM

DEPT OF BLDGS 121282505 Job Number
E557435295 Scan Code

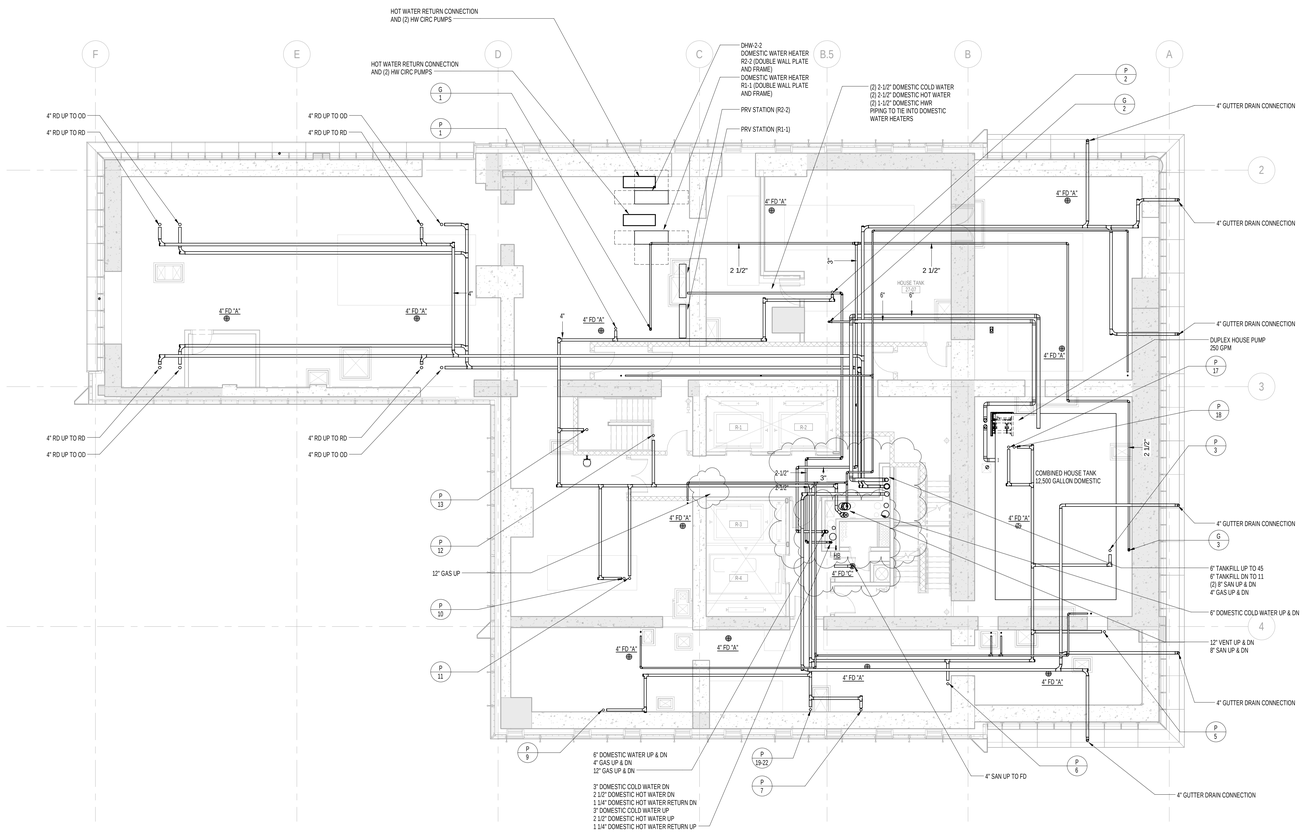

1 27th FLOOR PLAN
SCALE: 1/8" = 1'-0"

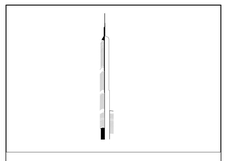

KEY PLAN:

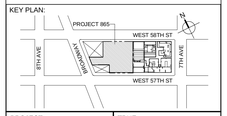

PROJECT NORTH

TRUE NORTH

DEVELOPER:
EXTELL DEVELOPMENT COMPANY
805 THIRD AVENUE, 7TH FLOOR
New York, NY 10022 USA
TEL: 212 712 6000 FAX: 212 712 6100

DESIGN ARCHITECT: Base Building Shell & Core
ADRIAN SMITH + GORDON GILL ARCHITECTURE
111 WEST MONROE STREET SUITE 2300
CHICAGO IL 60603
TEL: 312 920 1888 FAX: 312 920 1775

INTERIOR DESIGNER: Residential
Rottet Architecture and Design Studio, PLLC
298 Fifth Ave, 7th Floor
New York, NY 10001
TEL: 646 998 7000 FAX:

ARCHITECT OF RECORD:Base Building Shell, Core, & Residential
AAI ARCHITECTS, P.C.
401 Wellington St. W., 3rd Floor
Toronto, ON M5V 1E7 Canada
TEL: 416 967 1500 FAX: 416 967 7150

STRUCTURAL ENGINEERS:
WSP CANTOR SEINUK
228 EAST 45th Street
New York, NY 10017 USA
TEL: 212 687 9888 FAX: 646 487 5501

MEP ENGINEERS:
AKF GROUP
One Liberty Plaza, 165 Broadway, 22nd Floor
New York, NY 10006 USA
TEL: 212 354 5656 FAX: 212 354 5668

GEOTECHNICAL ENGINEERS:
Langan Engineering & Environmental Services
21 Penn Plaza - 360 West 31st Street, 8th Floor
New York, NY 10001-2727
TEL: 212 479 5400 FAX: 212 479 5444

CODE CONSULTANTS:
Construction Consulting Associates
100 Church Street
New York, NY 10007
TEL: 212 385 1818 FAX: 212 385 1911

CURTAINWALL CONSULTANT:
AJLP Consulting
40 Worth Street. Suite 826
New York, NY 10013
TEL: 212 757 5659 FAX: 646 219 8508

LANDMARK/PRESERVATION CONSULTANT:
Jan Hird Pokorny Associates, Inc.
39 West 37th Street, 12A
New York, NY 10018
TEL: 212 759 6462 FAX: 212 759 6540

No.	DESCRIPTION	DATE
1	ISSUED FOR SCHEMATIC DESIGN	04 APR 2014
2	ISSUED FOR DESIGN DEVELOPMENT	01 JUL 2014
3	ISSUED FOR DESIGN DEVELOPMENT	31 JUL 2014
4	CD PROGRESS ISSUE 1	15 OCT 2014
5	ISSUED FOR BID - PLUMBING	15 OCT 2014
6	DOB SUBMISSION	19 DEC 2014
7	CD PROGRESS ISSUE 3	09 MAR 2015
8	CD PROGRESS ISSUE 4	01 JUN 2015
9	CD PROGRESS ISSUE 5	10 AUG 2015
10	DOB AMENDMENT 2	18 SEP 2015

0 4'-0" 8'-0" 16'-0"

Discrepancies must be reported immediately to the Architect before proceeding. Only figured dimensions are to be used. Contractors must check all dimensions on site. This drawing is protected by copyright.

ALL DIMENSIONS ARE SHOWN IN IMPERIAL.

CONSULTANT:
AKF
ONE LIBERTY PLAZA, 165 BROADWAY, 22nd FLOOR
NEW YORK, NY 10006
T: 212.354.5656 F: 212.354.5668
Arlington / Denver / Mexico City / Minneapolis / New York
Philadelphia / Houston / Fairfax / Rochester / Jeddah

PROJECT:
217 WEST 57TH STREET
NEW YORK, NY

DRAWING TITLE:
PLUMBING
27th FLOOR PLAN

SEAL & SIGNATURE:

STATE OF NEW YORK · DEPARTMENT OF BUILDINGS · REGISTERED PROFESSIONAL ENGINEER

DATE:	04/04/14
PROJECT No:	Y130747-000
DRAWN: JRD	REV:
CHK: JRD	10
SCALE: 1/8" = 1'-0"	
DWG No:	
P-133.01	
DOB PAGE No:	31 of 97

DOB EMPLOYEE STAMP:

DOB B-SCAN:

36" x 48" Arch E - SHEET SIZE
FILE NAME: C:\Revit Local Files\Y130747-000-AKF-865_MEP15-CENTRAL_jlangner.rvt
PLOT DATE: 9/18/2015 5:56:03 AM

DEPT OF BLDGS 121263425 Job Number
E500694103 Scan Code

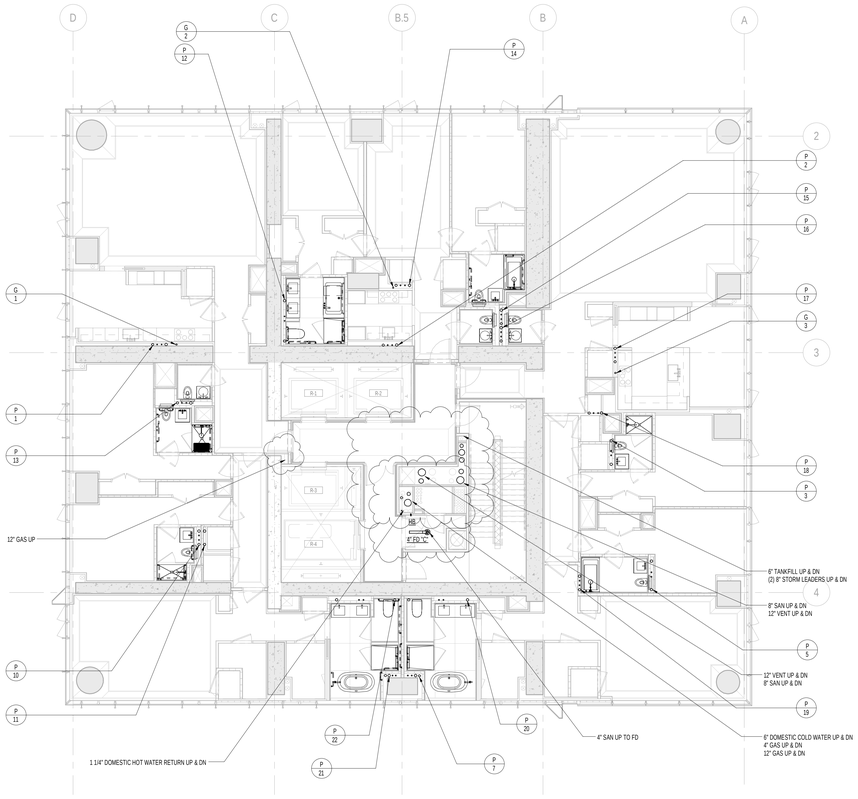

2 29th FLOOR PLAN
SCALE: 1/8" = 1'-0"

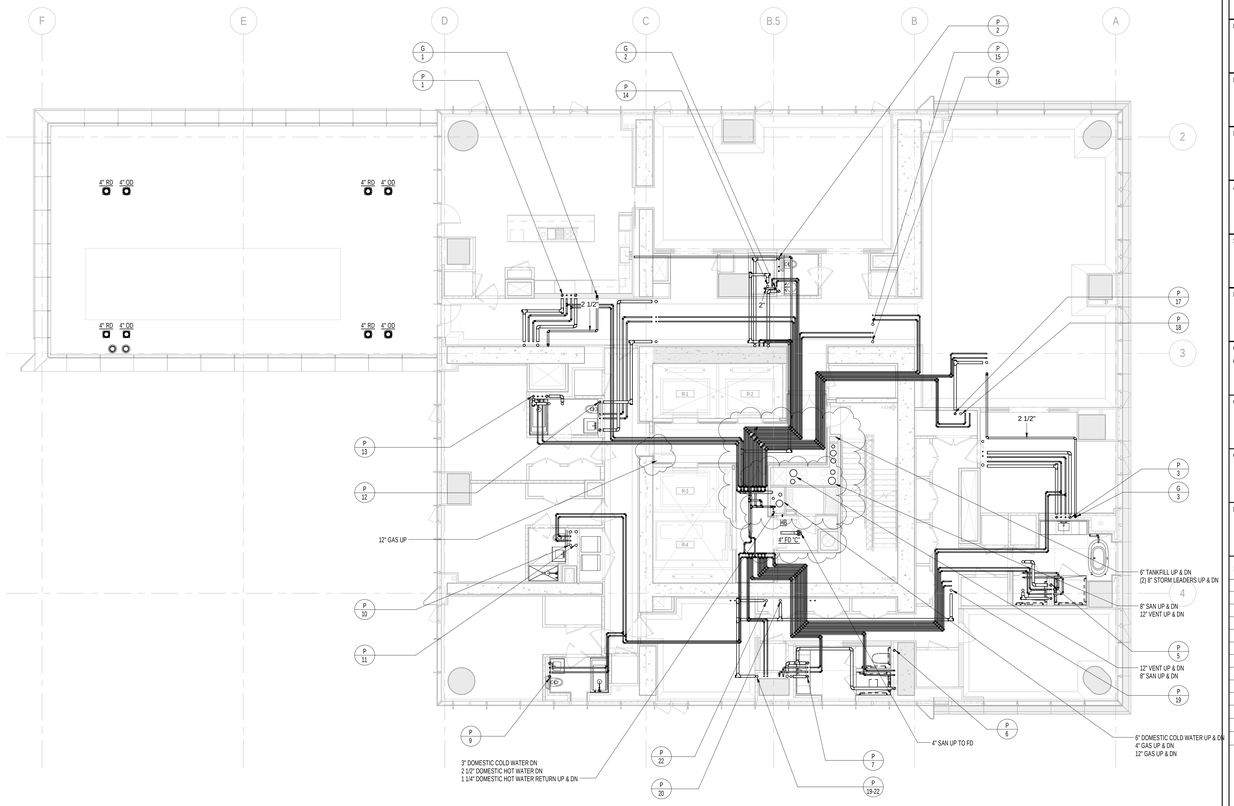

1 28th FLOOR PLAN
SCALE: 1/8" = 1'-0"

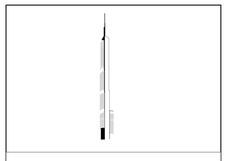

KEY PLAN:

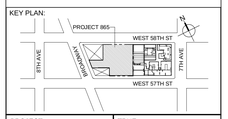

PROJECT NORTH

TRUE NORTH

DEVELOPER:
EXTELL DEVELOPMENT COMPANY
805 THIRD AVENUE, 7TH FLOOR
New York, NY 10022 USA
TEL: 212 712 6000 FAX: 212 712 6100

DESIGN ARCHITECT: Base Building Shell & Core
ADRIAN SMITH + GORDON GILL ARCHITECTURE
111 WEST MONROE STREET SUITE 2300
CHICAGO IL 60603
TEL: 312 920 1888 FAX: 312 920 1775

INTERIOR DESIGNER: Residential
Rottet Architecture and Design Studio, PLLC
298 Fifth Ave, 7th Floor
New York, NY 10001
TEL: 646 998 7000 FAX:

ARCHITECT OF RECORD:Base Building Shell, Core, & Residential
AAI ARCHITECTS, P.C.
401 Wellington St. W., 3rd Floor
Toronto, ON M5V 1E7 Canada
TEL: 416 967 1500 FAX: 416 967 7150

STRUCTURAL ENGINEERS:
WSP CANTOR SEINUK
228 EAST 45th Street
New York, NY 10017 USA
TEL: 212 687 9888 FAX: 646 487 5501

MEP ENGINEERS:
AKF GROUP
One Liberty Plaza, 165 Broadway, 22nd Floor
New York, NY 10006 USA
TEL: 212 354 5656 FAX: 212 354 5668

GEOTECHNICAL ENGINEERS:
Langan Engineering & Environmental Services
21 Penn Plaza - 360 West 31st Street, 8th Floor
New York, NY 10001-2727
TEL: 212 479 5400 FAX: 212 479 5444

CODE CONSULTANTS:
Construction Consulting Associates
100 Church Street
New York, NY 10007
TEL: 212 385 1818 FAX: 212 385 1911

CURTAINWALL CONSULTANT:
AJLP Consulting
40 Worth Street. Suite 826
New York, NY 10013
TEL: 212 757 5659 FAX: 646 219 8508

LANDMARK/PRESERVATION CONSULTANT:
Jan Hird Pokorny Associates, Inc.
39 West 37th Street, 12A
New York, NY 10018
TEL: 212 759 6462 FAX: 212 759 6540

No.	DESCRIPTION	DATE
1	ISSUED FOR SCHEMATIC DESIGN	04 APR 2014
2	ISSUED FOR DESIGN DEVELOPMENT	01 JUL 2014
3	ISSUED FOR DESIGN DEVELOPMENT	31 JUL 2014
4	CD PROGRESS ISSUE 1	15 OCT 2014
5	ISSUED FOR BID - PLUMBING	15 OCT 2014
6	DOB SUBMISSION	19 DEC 2014
7	CD PROGRESS ISSUE 3	09 MAR 2015
8	CD PROGRESS ISSUE 4	01 JUN 2015
9	CD PROGRESS ISSUE 5	10 AUG 2015
10	DOB AMENDMENT 2	18 SEP 2015

0 4'-0" 8'-0" 16'-0"

Discrepancies must be reported immediately to the Architect before proceeding. Only figured dimensions are to be used. Contractors must check all dimensions on site. This drawing is protected by copyright.

ALL DIMENSIONS ARE SHOWN IN IMPERIAL.

CONSULTANT:
AKF
ONE LIBERTY PLAZA, 165 BROADWAY, 22nd FLOOR
NEW YORK, NY 10006
T: 212.354.5656 F: 212.354.5668
Arlington / Denver / Mexico City / Minneapolis / New York
Philadelphia / Reston / Tonka / Toronto / Zermat

PROJECT:

217 WEST 57TH STREET
NEW YORK, NY

DRAWING TITLE:

PLUMBING
28th and 29th FLOOR PLANS

SEAL & SIGNATURE:

STATE OF NEW YORK · DEPARTMENT OF BUILDINGS · No. 079131 · PROFESSIONAL ENGINEER

DATE:	04/04/14
PROJECT No:	Y130747-000
DRAWN: JRD	REV:
CHK: JRD	10
SCALE: 1/8" = 1'-0"	
DWG No:	P-134.01
DOB PAGE No:	32 of 97

DOB EMPLOYEE STAMP:

DOB B-SCAN:

36" x 48" Arch E - SHEET SIZE
FILE NAME: C:\Revit Local Files\Y130747-000-AKF-865_MEP15-CENTRAL_jlangner.rvt
PLOT DATE: 9/18/2015 5:08:32 AM

DEPT OF BLDGS 121263505 Job Number
E3466953245 Scan Code

36" x 48" Arch E - SHEET SIZE

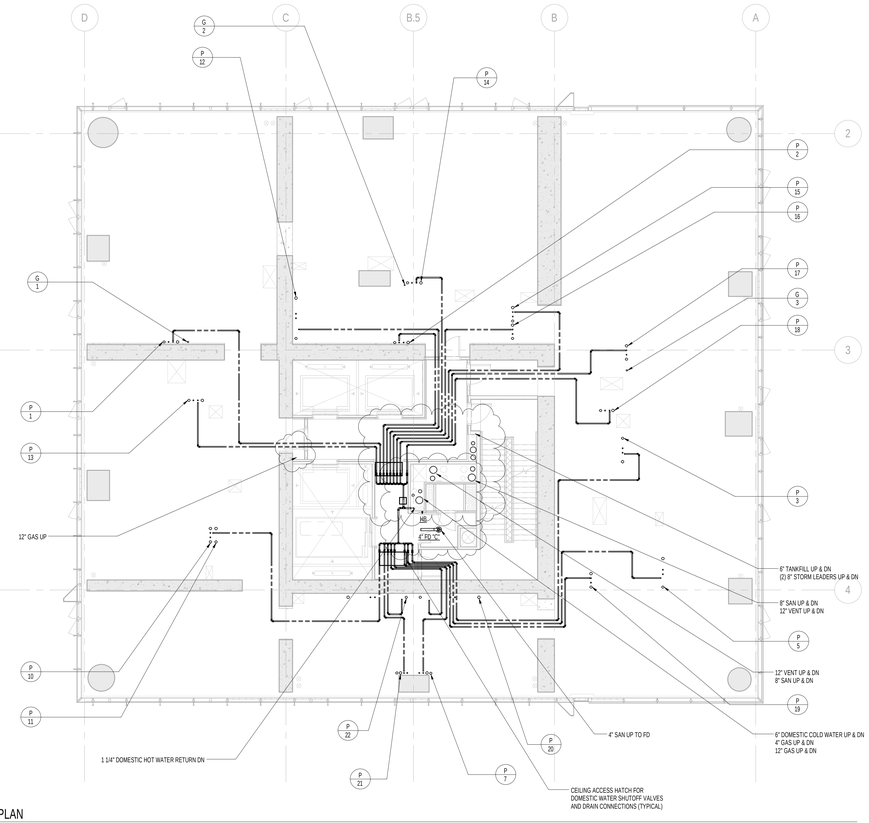

2 35th FLOOR PLAN
SCALE: 1/8" = 1'-0"

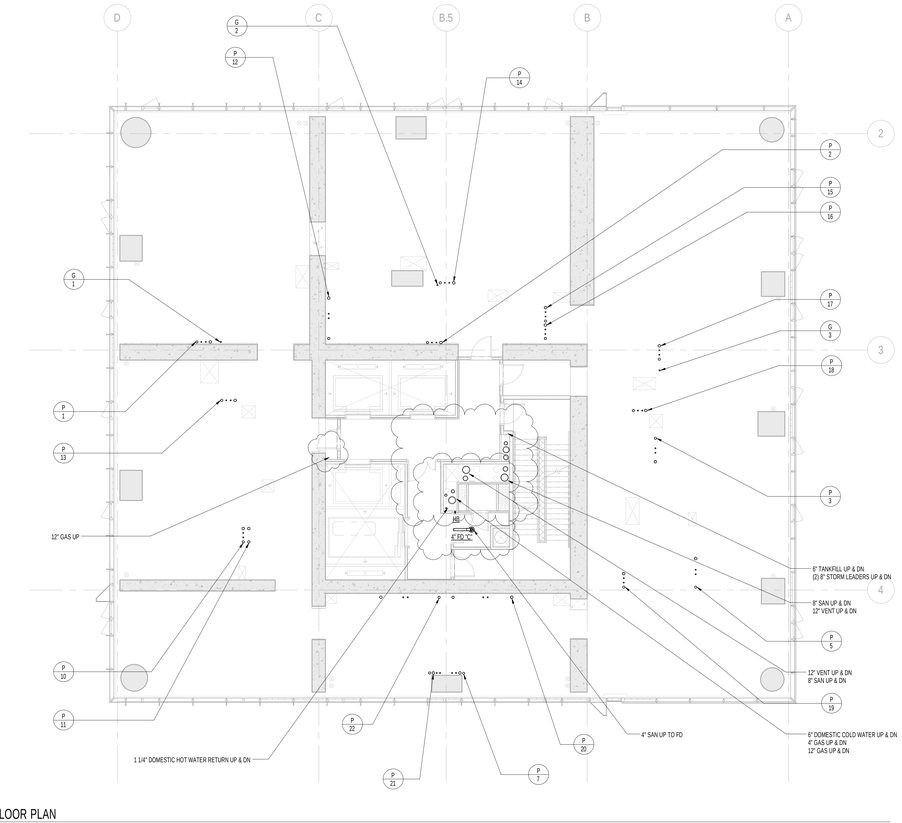

1 34th FLOOR PLAN
SCALE: 1/8" = 1'-0"

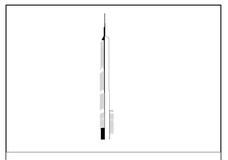

KEY PLAN:

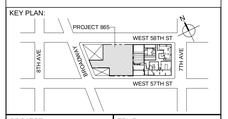

PROJECT NORTH

TRUE NORTH

DEVELOPER:
EXTELL DEVELOPMENT COMPANY
805 THIRD AVENUE, 7TH FLOOR
New York, NY 10022 USA
TEL: 212 712 6000 FAX: 212 712 6100

DESIGN ARCHITECT: Base Building Shell & Core
ADRIAN SMITH + GORDON GILL ARCHITECTURE
111 WEST MONROE STREET SUITE 2300
CHICAGO IL 60603
TEL: 312 920 1888 FAX: 312 920 1775

INTERIOR DESIGNER: Residential
Rottet Architecture and Design Studio, PLLC
298 Fifth Ave, 7th Floor
New York, NY 10001
TEL: 646 998 7000 FAX:

ARCHITECT OF RECORD:Base Building Shell, Core, & Residential
AAI ARCHITECTS, P.C.
401 Wellington St. W., 3rd Floor
Toronto, ON M5V 1E7 Canada
TEL: 416 967 1500 FAX: 416 967 7150

STRUCTURAL ENGINEERS:
WSP CANTOR SEINUK
228 EAST 45th Street
New York, NY 10017 USA
TEL: 212 687 9888 FAX: 646 487 5501

MEP ENGINEERS:
AKF GROUP
One Liberty Plaza, 165 Broadway, 22nd Floor
New York, NY 10006 USA
TEL: 212 354 5656 FAX: 212 354 5668

GEOTECHNICAL ENGINEERS:
Langan Engineering & Environmental Services
21 Penn Plaza - 360 West 31st Street, 8th Floor
New York, NY 10001-2727
TEL: 212 479 5400 FAX: 212 479 5444

CODE CONSULTANTS:
Construction Consulting Associates
100 Church Street
New York, NY 10007
TEL: 212 385 1818 FAX: 212 385 1911

CURTAINWALL CONSULTANT:
AJLP Consulting
40 Worth Street, Suite 826
New York, NY 10013
TEL: 212 757 5659 FAX: 646 219 8508

LANDMARK/PRESERVATION CONSULTANT:
Jan Hird Pokorny Associates, Inc.
39 West 37th Street, 12A
New York, NY 10018
TEL: 212 759 6462 FAX: 212 759 6540

No.	DESCRIPTION	DATE
1	CD PROGRESS ISSUE 1	15 OCT 2014
2	ISSUED FOR BID - PLUMBING	15 OCT 2014
3	DOB SUBMISSION	19 DEC 2014
4	CD PROGRESS ISSUE 3	09 MAR 2015
5	CD PROGRESS ISSUE 4	01 JUN 2015
6	DOB AMENDMENT 2	18 SEP 2015

0 4'-0" 8'-0" 16'-0"

Discrepancies must be reported immediately to the Architect before proceeding. Only figured dimensions are to be used. Contractors must check all dimensions on site. This drawing is protected by copyright.

ALL DIMENSIONS ARE SHOWN IN IMPERIAL.

CONSULTANT:
AKF
ONE LIBERTY PLAZA, 165 BROADWAY, 22nd FLOOR
NEW YORK, NY 10006
T: 212.354.5656 F: 212.354.5668
Arlington / Boston / Mexico City / Minneapolis / New York
Philadelphia / Princeton / Puebla / Richmond / Sterling/Dulles

PROJECT:

217 WEST 57TH STREET
NEW YORK, NY

DRAWING TITLE:

PLUMBING
34th and 35th FLOOR PLANS

SEAL & SIGNATURE:

STATE OF NEW YORK · JAMES HERBERT MOORE · No. 075139 · LICENSED PROFESSIONAL ENGINEER

DATE:	10/01/14
PROJECT No:	Y130747-000
DRAWN: JRD	REV.: 6
CHK: JRD	
SCALE: 1/8" = 1'-0"	
DWG No:	P-137.01
DOB PAGE No:	33 of 97

DOB EMPLOYEE STAMP:

DOB B-SCAN:

FILE NAME: C:\Revit Local Files\Y130747-000-AKF-865_MEP15-CENTRAL_jlangner.rvt
PLOT DATE: 9/18/2015 5:06:58 AM

DEPT OF BLDGS 121263426 Job Number
E3490620549 Scan Code

36" x 48" Arch E - SHEET SIZE

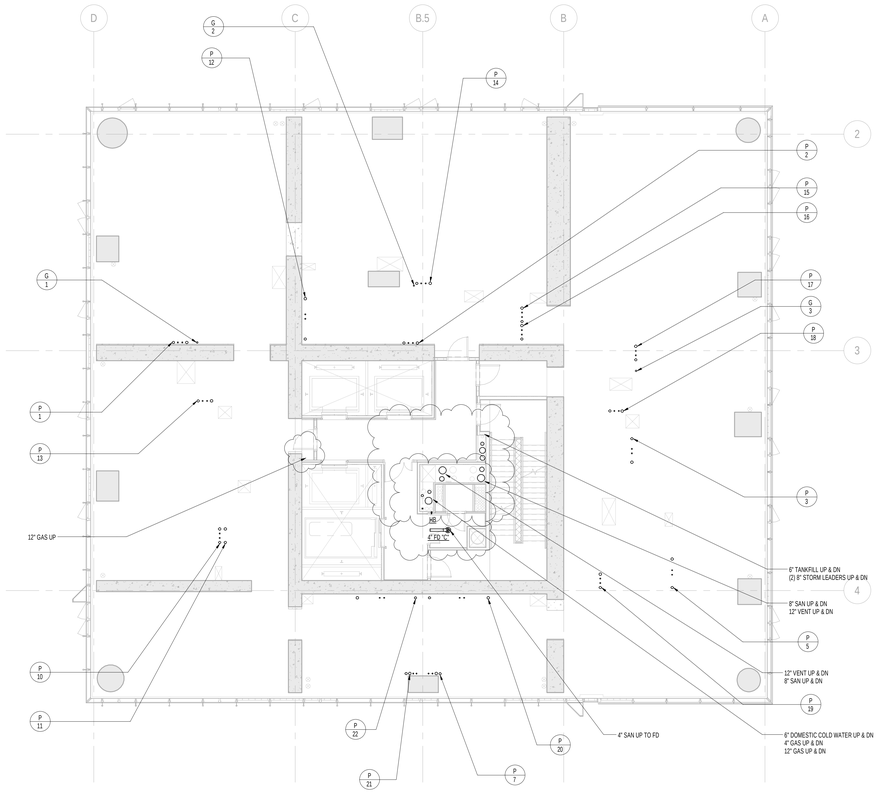

1 36th FLOOR PLAN
SCALE: 1/8" = 1'-0"

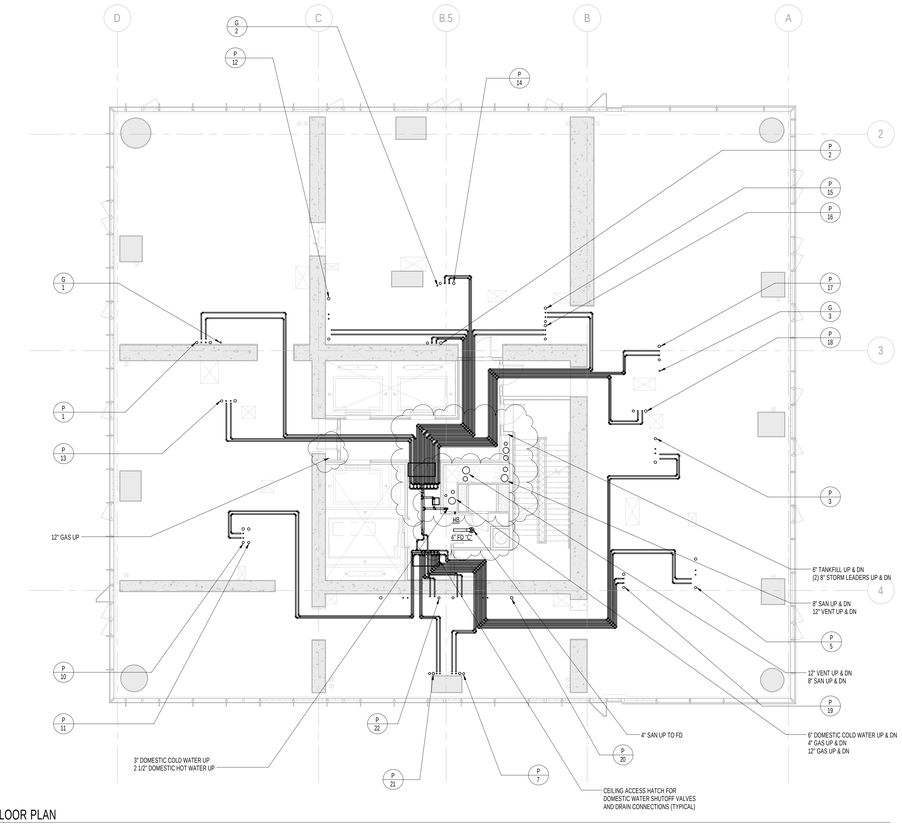

2 37th FLOOR PLAN
SCALE: 1/8" = 1'-0"

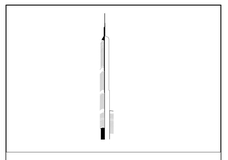

KEY PLAN:

PROJECT NORTH

TRUE NORTH

DEVELOPER:
EXTELL DEVELOPMENT COMPANY
805 THIRD AVENUE, 7TH FLOOR
New York, NY 10022 USA
TEL: 212 712 6000 FAX: 212 712 6100

DESIGN ARCHITECT: Base Building Shell & Core
ADRIAN SMITH + GORDON GILL ARCHITECTURE
111 WEST MONROE STREET SUITE 2300
CHICAGO IL 60603
TEL: 312 920 1888 FAX: 312 920 1775

INTERIOR DESIGNER: Residential
Rottet Architecture and Design Studio, PLLC
298 Fifth Ave, 7th Floor
New York, NY 10001
TEL: 646 998 7000 FAX:

ARCHITECT OF RECORD:Base Building Shell, Core, & Residential
AAI ARCHITECTS, P.C.
401 Wellington St. W., 3rd Floor
Toronto, ON M5V 1E7 Canada
TEL: 416 967 1500 FAX: 416 967 7150

STRUCTURAL ENGINEERS:
WSP CANTOR SEINUK
228 EAST 45th Street
New York, NY 10017 USA
TEL: 212 687 9888 FAX: 646 487 5501

MEP ENGINEERS:
AKF GROUP
One Liberty Plaza, 165 Broadway, 22nd Floor
New York, NY 10006 USA
TEL: 212 354 5656 FAX: 212 354 5668

GEOTECHNICAL ENGINEERS:
Langan Engineering & Environmental Services
21 Penn Plaza - 360 West 31st Street, 8th Floor
New York, NY 10001-2727
TEL: 212 479 5400 FAX: 212 479 5444

CODE CONSULTANTS:
Construction Consulting Associates
100 Church Street
New York, NY 10007
TEL: 212 385 1818 FAX: 212 385 1911

CURTAINWALL CONSULTANT:
AJLP Consulting
40 Worth Street. Suite 826
New York, NY 10013
TEL: 212 757 5659 FAX: 646 219 8508

LANDMARK/PRESERVATION CONSULTANT:
Jan Hird Pokorny Associates, Inc.
39 West 37th Street, 12A
New York, NY 10018
TEL: 212 759 6462 FAX: 212 759 6540

No.	DESCRIPTION	DATE
1	CD PROGRESS ISSUE 1	15 OCT 2014
2	ISSUED FOR BID - PLUMBING	15 OCT 2014
3	DOB SUBMISSION	19 DEC 2014
4	CD PROGRESS ISSUE 3	09 MAR 2015
5	CD PROGRESS ISSUE 4	01 JUN 2015
6	DOB AMENDMENT 2	18 SEP 2015

0 4'-0" 8'-0" 16'-0"

Discrepancies must be reported immediately to the Architect before proceeding. Only figured dimensions are to be used. Contractors must check all dimensions on site. This drawing is protected by copyright.

ALL DIMENSIONS ARE SHOWN IN IMPERIAL.

CONSULTANT:
AKF
ONE LIBERTY PLAZA, 165 BROADWAY, 22nd FLOOR
NEW YORK, NY 10006
T: 212.354.5656 F: 212.354.5668
Arlington / Boston / Mexico City / Minneapolis / New York
Philadelphia / Princeton / Puebla / Richmond / Sterling

PROJECT:
217 WEST 57TH STREET
NEW YORK, NY

DRAWING TITLE:
PLUMBING
36th and 37th FLOOR PLANS

SEAL & SIGNATURE:
STATE OF NEW YORK · JAIRO HERRERA MEJIA · No. 075139 · LICENSED PROFESSIONAL ENGINEER

DATE:	10/01/14
PROJECT No:	Y130747-000
DRAWN: JRD	REV.: 6
CHK: JRD	
SCALE: 1/8" = 1'-0"	
DWG No:	P-138.01
DOB PAGE No:	34 of 97

DOB EMPLOYEE STAMP:

DOB B-SCAN:

FILE NAME: C:\Revit Local Files\Y130747-000-AKF-865_MEP15-CENTRAL_jlangner.rvt
PLOT DATE: 9/19/2015 5:07:39 AM

DEPT OF BLDGS 121263525 Job Number
ES2201214460 Scan Code

36" x 48" Arch E SHEET SIZE

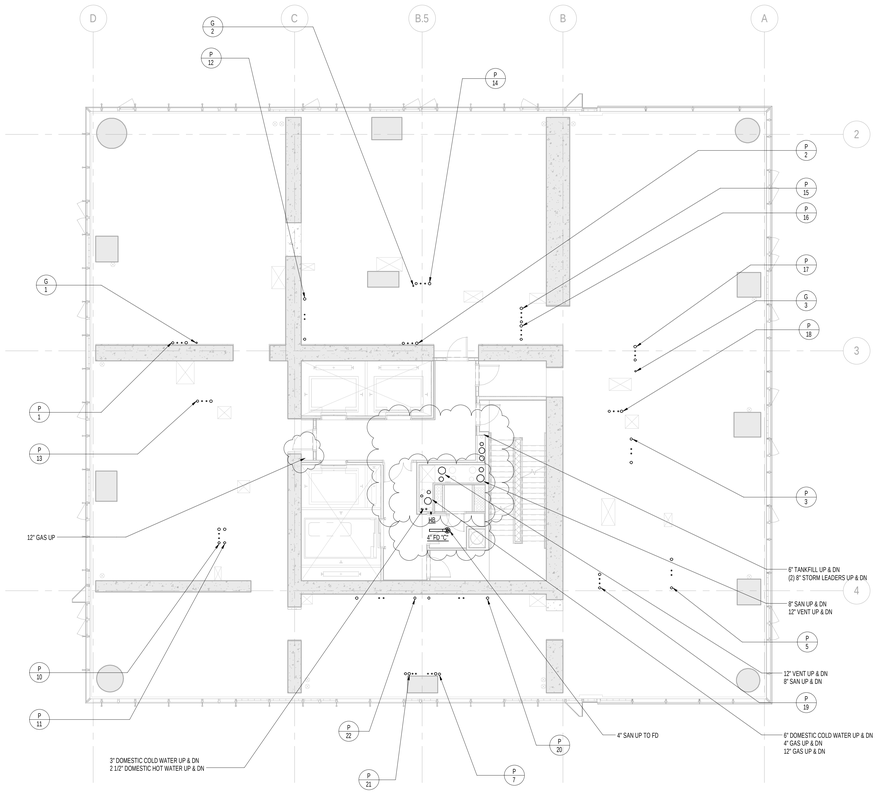

2 TYPICAL 39th-43rd FLOOR PLANS
SCALE: 1/8" = 1'-0"

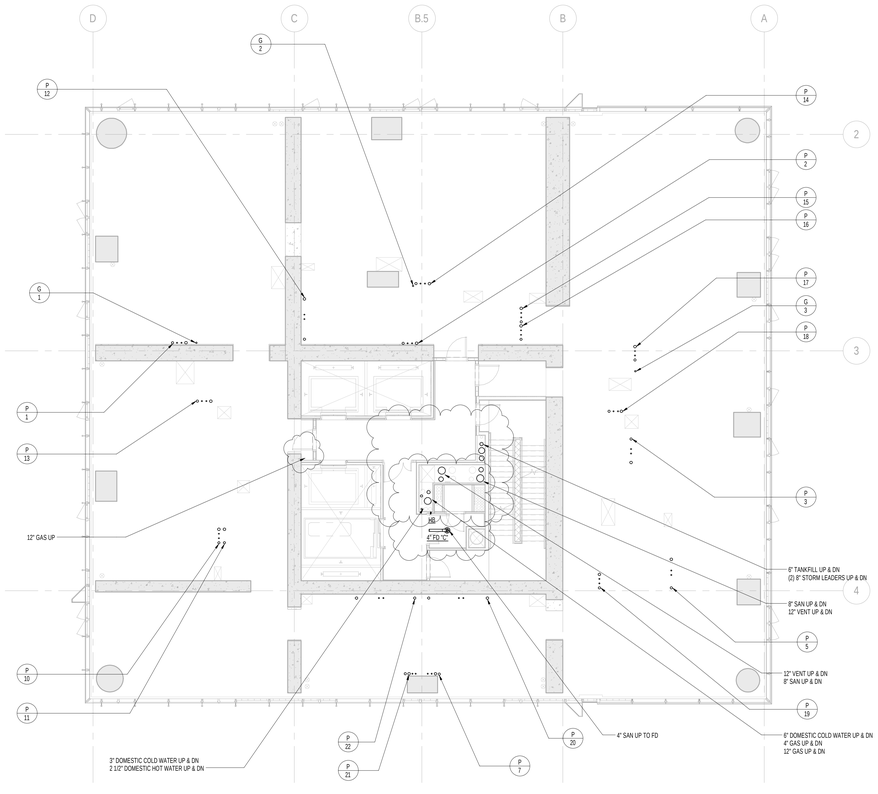

1 38th FLOOR PLAN
SCALE: 1/8" = 1'-0"

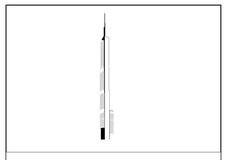

KEY PLAN:

PROJECT NORTH

TRUE NORTH

DEVELOPER:
EXTELL DEVELOPMENT COMPANY
805 THIRD AVENUE, 7TH FLOOR
New York, NY 10022 USA
TEL: 212 712 6000 FAX: 212 712 6100

DESIGN ARCHITECT: Base Building Shell & Core
ADRIAN SMITH + GORDON GILL ARCHITECTURE
111 WEST MONROE STREET SUITE 2300
CHICAGO IL 60603
TEL: 312 920 1888 FAX: 312 920 1775

INTERIOR DESIGNER: Residential
Rottet Architecture and Design Studio, PLLC
298 Fifth Ave, 7th Floor
New York, NY 10001
TEL: 646 998 7000 FAX:

ARCHITECT OF RECORD:Base Building Shell, Core, & Residential
AAI ARCHITECTS, P.C.
401 Wellington St. W., 3rd Floor
Toronto, ON M5V 1E7 Canada
TEL: 416 967 1500 FAX: 416 967 7150

STRUCTURAL ENGINEERS:
WSP CANTOR SEINUK
228 EAST 45th Street
New York, NY 10017 USA
TEL: 212 687 9888 FAX: 646 487 5501

MEP ENGINEERS:
AKF GROUP
One Liberty Plaza, 165 Broadway, 22nd Floor
New York, NY 10006 USA
TEL: 212 354 5656 FAX: 212 354 5668

GEOTECHNICAL ENGINEERS:
Langan Engineering & Environmental Services
21 Penn Plaza - 360 West 31st Street, 8th Floor
New York, NY 10001-2727
TEL: 212 479 5400 FAX: 212 479 5444

CODE CONSULTANTS:
Construction Consulting Associates
100 Church Street
New York, NY 10007
TEL: 212 385 1818 FAX: 212 385 1911

CURTAINWALL CONSULTANT:
AJLP Consulting
40 Worth Street, Suite 826
New York, NY 10013
TEL: 212 757 5659 FAX: 646 219 8508

LANDMARK/PRESERVATION CONSULTANT:
Jan Hird Pokorny Associates, Inc.
39 West 37th Street, 12A
New York, NY 10018
TEL: 212 759 6462 FAX: 212 759 6540

No.	DESCRIPTION	DATE
1	ISSUED FOR SCHEMATIC DESIGN	04 APR 2014
2	ISSUED FOR DESIGN DEVELOPMENT	01 JUL 2014
3	ISSUED FOR DESIGN DEVELOPMENT	31 JUL 2014
4	CD PROGRESS ISSUE 1	15 OCT 2014
5	ISSUED FOR BID - PLUMBING	15 OCT 2014
6	DOB SUBMISSION	19 DEC 2014
7	CD PROGRESS ISSUE 3	09 MAR 2015
8	CD PROGRESS ISSUE 4	01 JUN 2015
9	DOB AMENDMENT 2	18 SEP 2015

0 4' - 0" 8' - 0" 16' - 0"

Discrepancies must be reported immediately to the Architect before proceeding. Only figured dimensions are to be used. Contractors must check all dimensions on site. This drawing is protected by copyright.

ALL DIMENSIONS ARE SHOWN IN IMPERIAL.

CONSULTANT:
AKF
ONE LIBERTY PLAZA, 165 BROADWAY, 22nd FLOOR
NEW YORK, NY 10006
T: 212.354.5656 F: 212.354.5668
Irvington | Boise | Mexico City | Minneapolis | New York
Philadelphia | Houston | Austin | Rochester | Sarnia

PROJECT:
217 WEST 57TH STREET
NEW YORK, NY

DRAWING TITLE:
PLUMBING
38th and 39th FLOOR PLANS
(TYPICAL 39th-43rd FLOORS)

SEAL & SIGNATURE:
STATE OF NEW YORK
JAN RAYMER D. PUNO
PLUMBING
LICENSED PROFESSIONAL ENGINEER

DATE:	04/04/14
PROJECT No:	Y130747-000
DRAWN: JRD	REV:
CHK: JRD	9
SCALE: 1/8" = 1'-0"	
DWG No:	
P-139.01	
DOB PAGE No:	35 of 97

DOB EMPLOYEE STAMP:

DOB B-SCAN:

FILE NAME: C:\Revit Local Files\Y130747-000-AAF-865_MEP15-CENTRAL_jangner.rvt
PLOT DATE: 9/18/2015 10:07:29 AM

DEPT OF BLDGS 121253425 Job Number
E3646790846B Scan Code

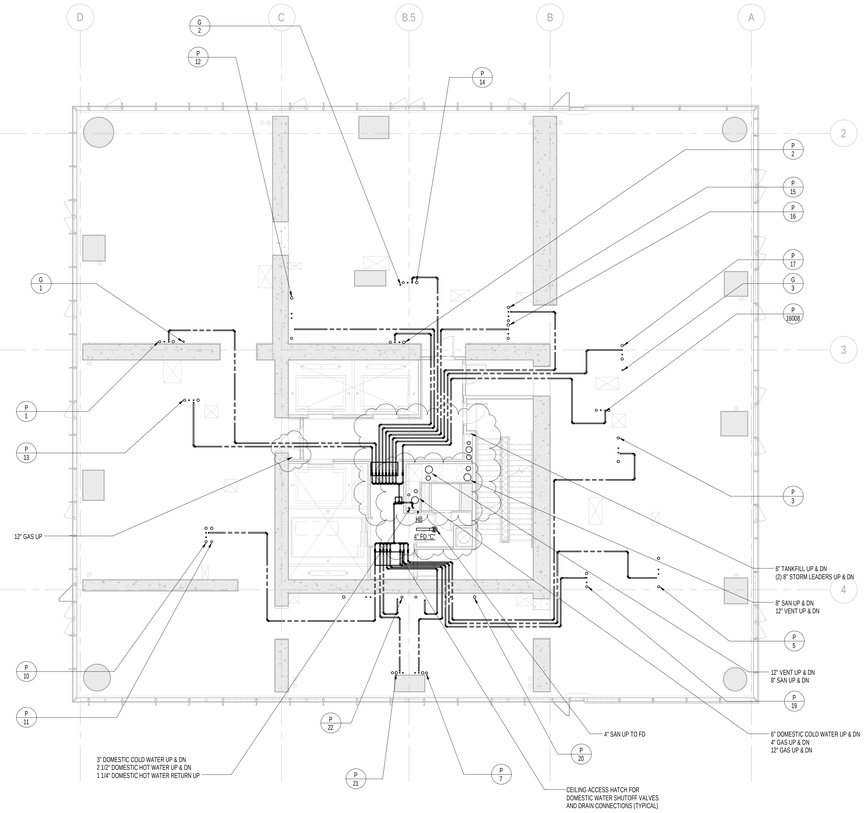

1 44th FLOOR PLAN
SCALE: 1/8" = 1'-0"

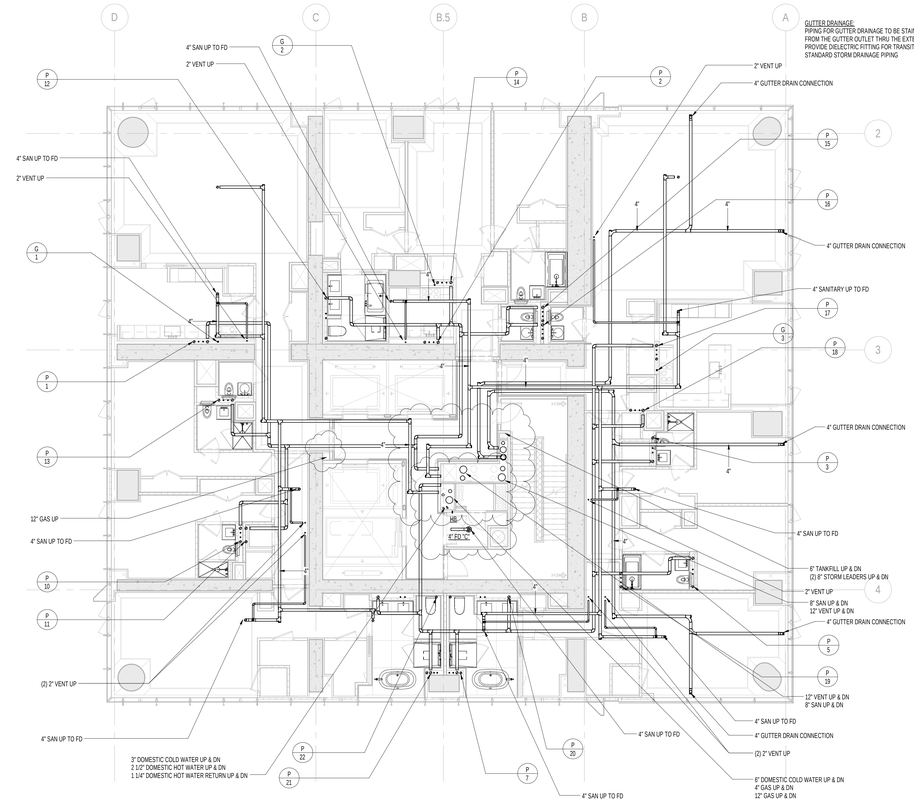

GUTTER DRAINAGE:
PIPING FOR GUTTER DRAINAGE TO BE STAINLESS STEEL FROM THE GUTTER OUTLET THRU THE EXTERIOR SHEAR WALL. PROVIDE DIELECTRIC FITTING FOR TRANSITION FROM SS TO STANDARD STORM DRAINAGE PIPING

2 45th FLOOR PLAN
SCALE: 1/8" = 1'-0"

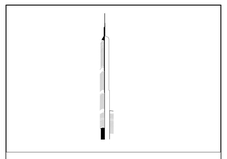

KEY PLAN:

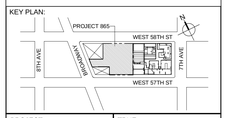

PROJECT NORTH

TRUE NORTH

DEVELOPER:
EXTELL DEVELOPMENT COMPANY
805 THIRD AVENUE, 7TH FLOOR
New York, NY 10022 USA
TEL: 212 712 6000 FAX: 212 712 6100

DESIGN ARCHITECT: Base Building Shell & Core
ADRIAN SMITH + GORDON GILL ARCHITECTURE
111 WEST MONROE STREET SUITE 2300
CHICAGO IL 60603
TEL: 312 920 1888 FAX: 312 920 1775

INTERIOR DESIGNER: Residential
Rottet Architecture and Design Studio, PLLC
298 Fifth Ave, 7th Floor
New York, NY 10001
TEL: 646 998 7000 FAX:

ARCHITECT OF RECORD:Base Building Shell, Core, & Residential
AAI ARCHITECTS, P.C.
401 Wellington St. W., 3rd Floor
Toronto, ON M5V 1E7 Canada
TEL: 416 967 1500 FAX: 416 967 7150

STRUCTURAL ENGINEERS:
WSP CANTOR SEINUK
228 EAST 45th Street
New York, NY 10017 USA
TEL: 212 687 9888 FAX: 646 487 5501

MEP ENGINEERS:
AKF GROUP
One Liberty Plaza, 165 Broadway, 22nd Floor
New York, NY 10006 USA
TEL: 212 354 5656 FAX: 212 354 5668

GEOTECHNICAL ENGINEERS:
Langan Engineering & Environmental Services
21 Penn Plaza - 360 West 31st Street, 8th Floor
New York, NY 10001-2727
TEL: 212 479 5400 FAX: 212 479 5444

CODE CONSULTANTS:
Construction Consulting Associates
100 Church Street
New York, NY 10007
TEL: 212 385 1818 FAX: 212 385 1911

CURTAINWALL CONSULTANT:
AJLP Consulting
40 Worth Street. Suite 826
New York, NY 10013
TEL: 212 757 5659 FAX: 646 219 8508

LANDMARK/PRESERVATION CONSULTANT:
Jan Hird Pokorny Associates, Inc.
39 West 37th Street, 12A
New York, NY 10018
TEL: 212 759 6462 FAX: 212 759 6540

No.	DESCRIPTION	DATE
1	ISSUED FOR SCHEMATIC DESIGN	04 APR 2014
2	ISSUED FOR DESIGN DEVELOPMENT	01 JUL 2014
3	ISSUED FOR DESIGN DEVELOPMENT	31 JUL 2014
4	CD PROGRESS ISSUE 1	15 OCT 2014
5	ISSUED FOR BID - PLUMBING	15 OCT 2014
6	DOB SUBMISSION	19 DEC 2014
7	CD PROGRESS ISSUE 3	09 MAR 2015
8	CD PROGRESS ISSUE 4	01 JUN 2015
9	DOB AMENDMENT 2	18 SEP 2015

0 4' - 0" 8' - 0" 16' - 0"

Discrepancies must be reported immediately to the Architect before proceeding. Only figured dimensions are to be used. Contractors must check all dimensions on site. This drawing is protected by copyright.

ALL DIMENSIONS ARE SHOWN IN IMPERIAL.

CONSULTANT:
AKF
ONE LIBERTY PLAZA, 165 BROADWAY, 22nd FLOOR
NEW YORK, NY 10006
T: 212.354.5656 F: 212.354.5668
Atlanta / Boise / Mexico City / Minneapolis / New York
Philadelphia / Houston / Fairfax / Rochester / Stamford

PROJECT:
217 WEST 57TH STREET
NEW YORK, NY

DRAWING TITLE:
PLUMBING
44th and 45th FLOOR PLANS

SEAL & SIGNATURE:

DATE:	04/04/14
PROJECT No:	Y130747-000
DRAWN: JRD	REV:
CHK: JRD	9
SCALE: 1/8" = 1'-0"	
DWG No:	
P-142.01	
DOB PAGE No:	36 of 97

DOB EMPLOYEE STAMP:

DOB B-SCAN:

36" x 48" Arch E - SHEET SIZE

FILE NAME: C:\Revit Local Files\Y130747-000-AKF-BBL_MEP15-CENTRAL_jlangner.rvt
PLOT DATE: 8/18/2015 5:07:55 AM

36" x 48" Arch E - SHEET SIZE

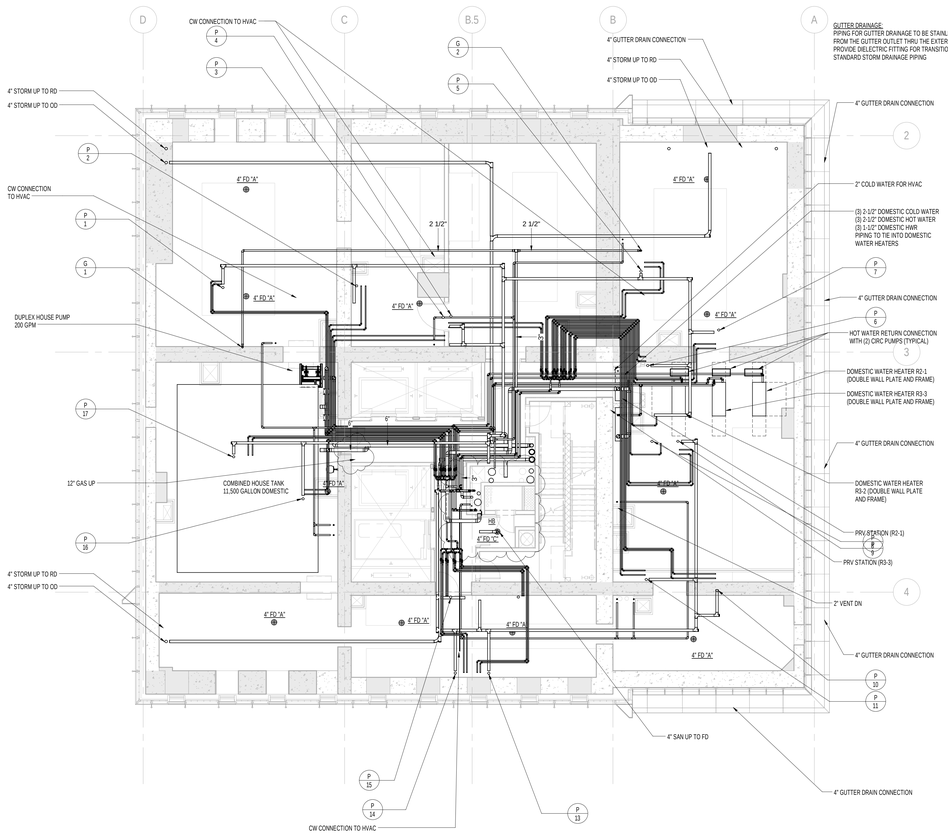

1 46th FLOOR PLAN
SCALE: 1/8" = 1'-0"

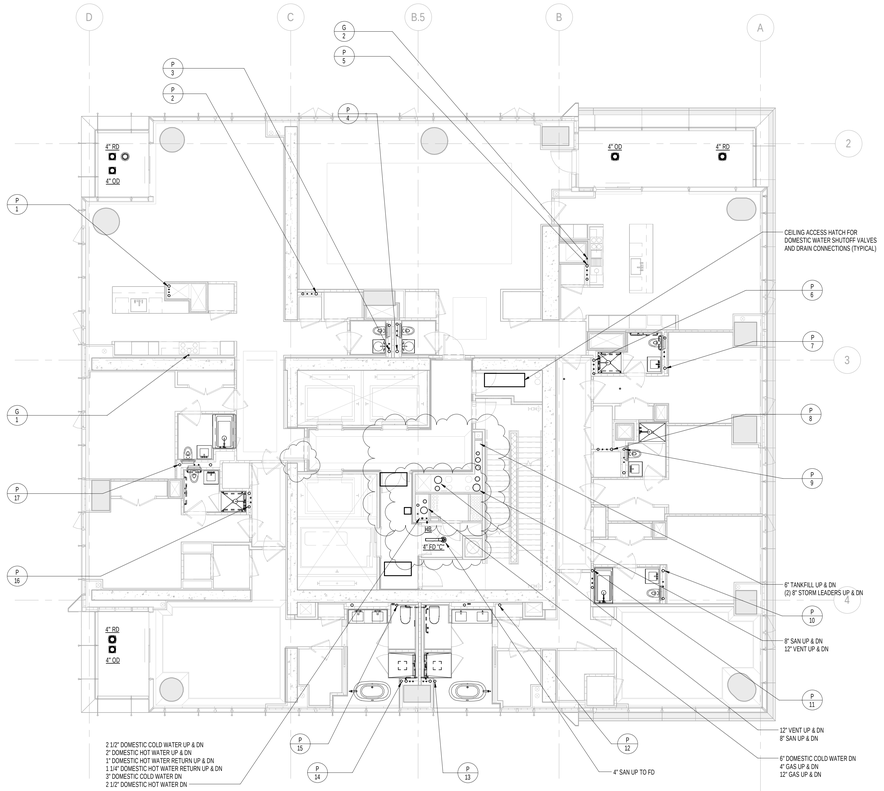

2 TYPICAL 47th-51st FLOOR PLANS
SCALE: 1/8" = 1'-0"

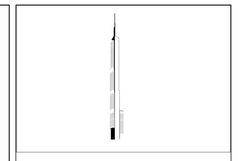

KEY PLAN:

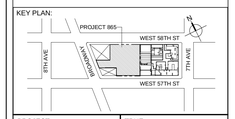

PROJECT NORTH

TRUE NORTH

DEVELOPER:
EXTELL DEVELOPMENT COMPANY
805 THIRD AVENUE, 7TH FLOOR
New York, NY 10022 USA
TEL: 212 712 6000 FAX: 212 712 6100

DESIGN ARCHITECT: Base Building Shell & Core
ADRIAN SMITH + GORDON GILL ARCHITECTURE
111 WEST MONROE STREET SUITE 2300
CHICAGO IL 60603
TEL: 312 920 1888 FAX: 312 920 1775

INTERIOR DESIGNER: Residential
Rottet Architecture and Design Studio, PLLC
298 Fifth Ave, 7th Floor
New York, NY 10001
TEL: 646 998 7000 FAX:

ARCHITECT OF RECORD:Base Building Shell, Core, & Residential
AAI ARCHITECTS, P.C.
401 Wellington St. W., 3rd Floor
Toronto, ON M5V 1E7 Canada
TEL: 416 967 1500 FAX: 416 967 7150

STRUCTURAL ENGINEERS:
WSP CANTOR SEINUK
228 EAST 45th Street
New York, NY 10017 USA
TEL: 212 687 9888 FAX: 646 487 5501

MEP ENGINEERS:
AKF GROUP
One Liberty Plaza, 165 Broadway, 22nd Floor
New York, NY 10006 USA
TEL: 212 354 5656 FAX: 212 354 5668

GEOTECHNICAL ENGINEERS:
Langan Engineering & Environmental Services
21 Penn Plaza - 360 West 31st Street, 8th Floor
New York, NY 10001-2727
TEL: 212 479 5400 FAX: 212 479 5444

CODE CONSULTANTS:
Construction Consulting Associates
100 Church Street
New York, NY 10007
TEL: 212 385 1818 FAX: 212 385 1911

CURTAINWALL CONSULTANT:
AJLP Consulting
40 Worth Street. Suite 826
New York, NY 10013
TEL: 212 757 5659 FAX: 646 219 8508

LANDMARK/PRESERVATION CONSULTANT:
Jan Hird Pokorny Associates, Inc.
39 West 37th Street, 12A
New York, NY 10018
TEL: 212 759 6462 FAX: 212 759 6540

No.	DESCRIPTION	DATE
1	ISSUED FOR SCHEMATIC DESIGN	04 APR 2014
2	ISSUED FOR DESIGN DEVELOPMENT	01 JUL 2014
3	ISSUED FOR DESIGN DEVELOPMENT	31 JUL 2014
4	CD PROGRESS ISSUE 1	15 OCT 2014
5	ISSUED FOR BID - PLUMBING	15 OCT 2014
6	DOB SUBMISSION	19 DEC 2014
7	CD PROGRESS ISSUE 3	09 MAR 2015
8	CD PROGRESS ISSUE 4	01 JUN 2015
9	DOB AMENDMENT 2	18 SEP 2015

0 4'-0" 8'-0" 16'-0"

Discrepancies must be reported immediately to the Architect before proceeding. Only figured dimensions are to be used. Contractors must check all dimensions on site. This drawing is protected by copyright.

ALL DIMENSIONS ARE SHOWN IN IMPERIAL.

CONSULTANT:
AKF
ONE LIBERTY PLAZA, 165 BROADWAY, 22nd FLOOR
NEW YORK, NY 10006
T: 212.354.5656 F: 212.354.5668
Arlington / Denver / Mexico City / Minneapolis / New York
Philadelphia / Reston / Tonka / Toronto / Zanesville

PROJECT:

217 WEST 57TH STREET
NEW YORK, NY

DRAWING TITLE:

PLUMBING
46th and 47th FLOOR PLANS
(TYPICAL 47th-51st FLOORS)

SEAL & SIGNATURE:

STATE OF NEW YORK · DEPARTMENT OF BUILDINGS · LICENSED PROFESSIONAL ENGINEER

DATE:	04/04/14
PROJECT No:	Y130747-000
DRAWN: JRD	REV:
CHK: JRD	9
SCALE: 1/8" = 1'-0"	
DWG No:	P-143.01
DOB PAGE No:	37 of 97

DOB EMPLOYEE STAMP:

DOB B-SCAN:

FILE NAME: C:\Revit Local Files\Y130747-000-AKF-865_MEP15-CENTRAL_jlangner.rvt
PLOT DATE: 9/18/2015 5:08:27 AM

DEPT OF BLDGS 121282505 Job Number
E303 A403317 5 Scan Code

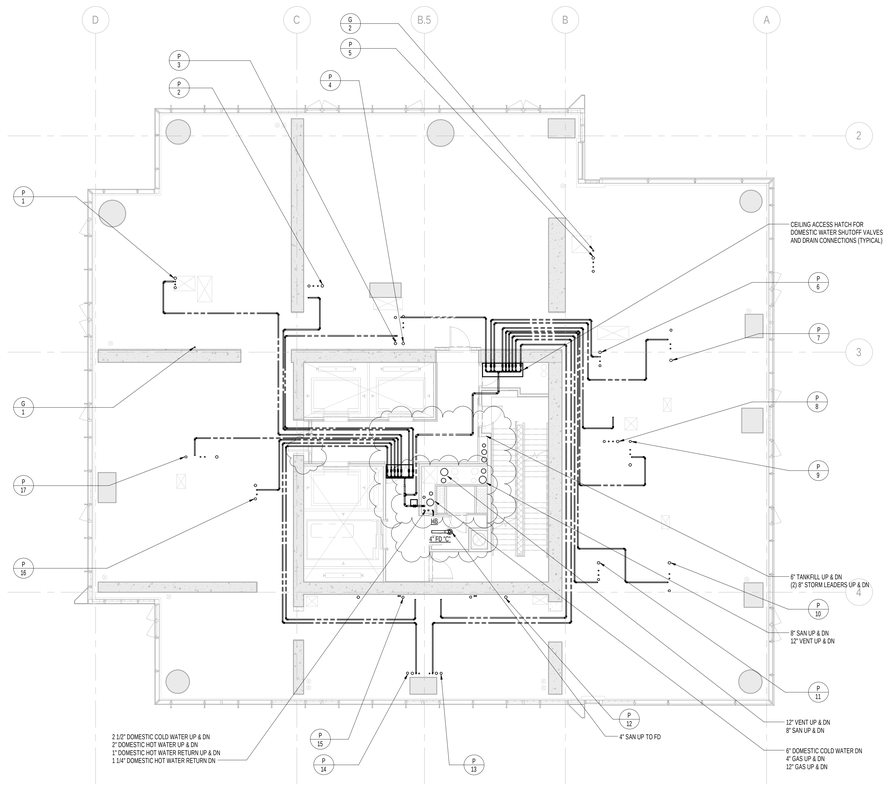

2 53rd FLOOR PLAN
SCALE: 1/8" = 1'-0"

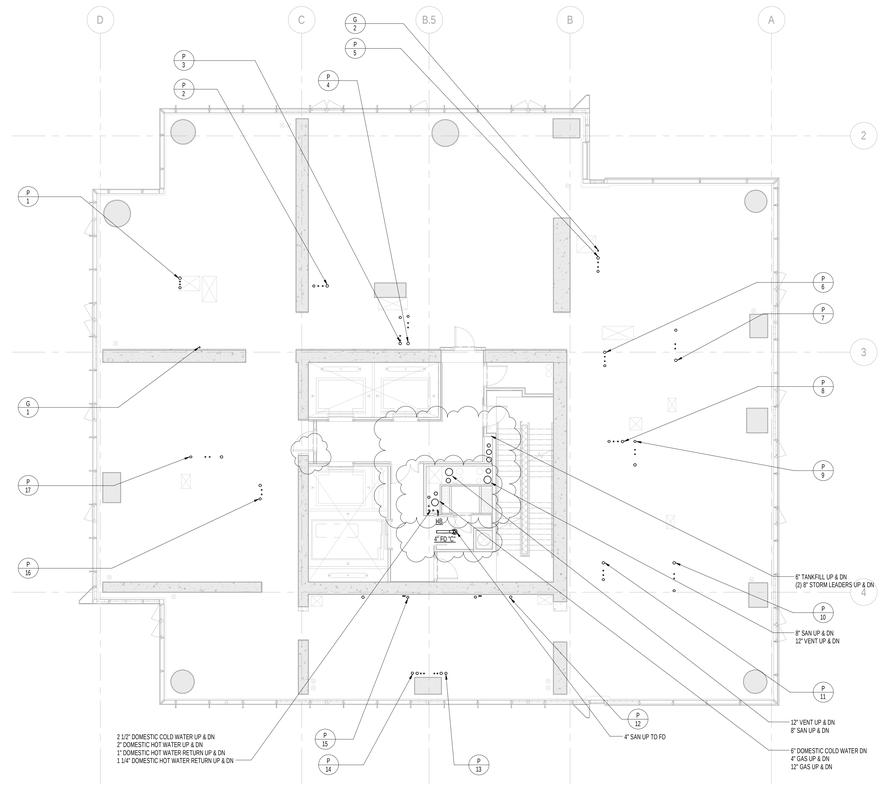

1 52nd FLOOR PLAN
SCALE: 1/8" = 1'-0"

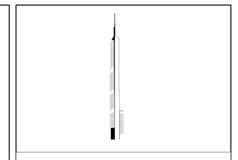

KEY PLAN:

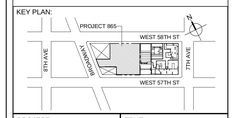

PROJECT NORTH

TRUE NORTH

DEVELOPER:
EXTELL DEVELOPMENT COMPANY
805 THIRD AVENUE, 7TH FLOOR
New York, NY 10022 USA
TEL: 212 712 6000 FAX: 212 712 6100

DESIGN ARCHITECT: Base Building Shell & Core
ADRIAN SMITH + GORDON GILL ARCHITECTURE
111 WEST MONROE STREET SUITE 2300
CHICAGO IL 60603
TEL: 312 920 1888 FAX: 312 920 1775

INTERIOR DESIGNER: Residential
Rottet Architecture and Design Studio, PLLC
298 Fifth Ave, 7th Floor
New York, NY 10001
TEL: 646 998 7000 FAX:

ARCHITECT OF RECORD:Base Building Shell, Core, & Residential
AAI ARCHITECTS, P.C.
401 Wellington St. W., 3rd Floor
Toronto, ON M5V 1E7 Canada
TEL: 416 967 1500 FAX: 416 967 7150

STRUCTURAL ENGINEERS:
WSP CANTOR SEINUK
228 EAST 45th Street
New York, NY 10017 USA
TEL: 212 687 9888 FAX: 646 487 5501

MEP ENGINEERS:
AKF GROUP
One Liberty Plaza, 165 Broadway, 22nd Floor
New York, NY 10006 USA
TEL: 212 354 5656 FAX: 212 354 5668

GEOTECHNICAL ENGINEERS:
Langan Engineering & Environmental Services
21 Penn Plaza - 360 West 31st Street, 8th Floor
New York, NY 10001-2727
TEL: 212 479 5400 FAX: 212 479 5444

CODE CONSULTANTS:
Construction Consulting Associates
100 Church Street
New York, NY 10007
TEL: 212 385 1818 FAX: 212 385 1911

CURTAINWALL CONSULTANT:
AJLP Consulting
40 Worth Street, Suite 826
New York, NY 10013
TEL: 212 757 5659 FAX: 646 219 8508

LANDMARK/PRESERVATION CONSULTANT:
Jan Hird Pokorny Associates, Inc.
39 West 37th Street, 12A
New York, NY 10018
TEL: 212 759 6462 FAX: 212 759 6540

No.	DESCRIPTION	DATE
1	CD PROGRESS ISSUE 1	15 OCT 2014
2	ISSUED FOR BID - PLUMBING	15 OCT 2014
3	DOB SUBMISSION	19 DEC 2014
4	CD PROGRESS ISSUE 3	09 MAR 2015
5	CD PROGRESS ISSUE 4	01 JUN 2015
6	DOB AMENDMENT 2	18 SEP 2015

0 4'-0" 8'-0" 16'-0"

Discrepancies must be reported immediately to the Architect before proceeding. Only figured dimensions are to be used. Contractors must check all dimensions on site. This drawing is protected by copyright.

ALL DIMENSIONS ARE SHOWN IN IMPERIAL.

CONSULTANT:
AKF
ONE LIBERTY PLAZA, 165 BROADWAY, 22nd FLOOR
NEW YORK, NY 10006
T: 212.354.5656 F: 212.354.5668
Arlington / Boston / Kansas City / Minneapolis / New York
Philadelphia / Princeton / Pueblo / Rochester / Stamford

PROJECT:

217 WEST 57TH STREET
NEW YORK, NY

DRAWING TITLE:

PLUMBING
52nd and 53rd FLOOR PLANS

SEAL & SIGNATURE:

STATE OF NEW YORK · JAMES R. DEVOMER · 065 · 075135 · LICENSED PROFESSIONAL ENGINEER

DATE:	10/01/14
PROJECT No:	Y130747-000
DRAWN: JRD	REV:
CHK: JRD	6
SCALE: 1/8" = 1'-0"	
DWG No:	
P-146.01	
DOB PAGE No:	38 of 97

DOB EMPLOYEE STAMP:

DOB B-SCAN:

36" x 48" Arch E - SHEET SIZE
FILE NAME: C:\Revit Local Files\Y130747-000-AKF-865_MEP15-CENTRAL_jlangner.rvt
PLOT DATE: 9/18/2015 1:58:55 AM

DEPT OF BLDGS 421263505 Job Number
E300935027 01 Scan Code

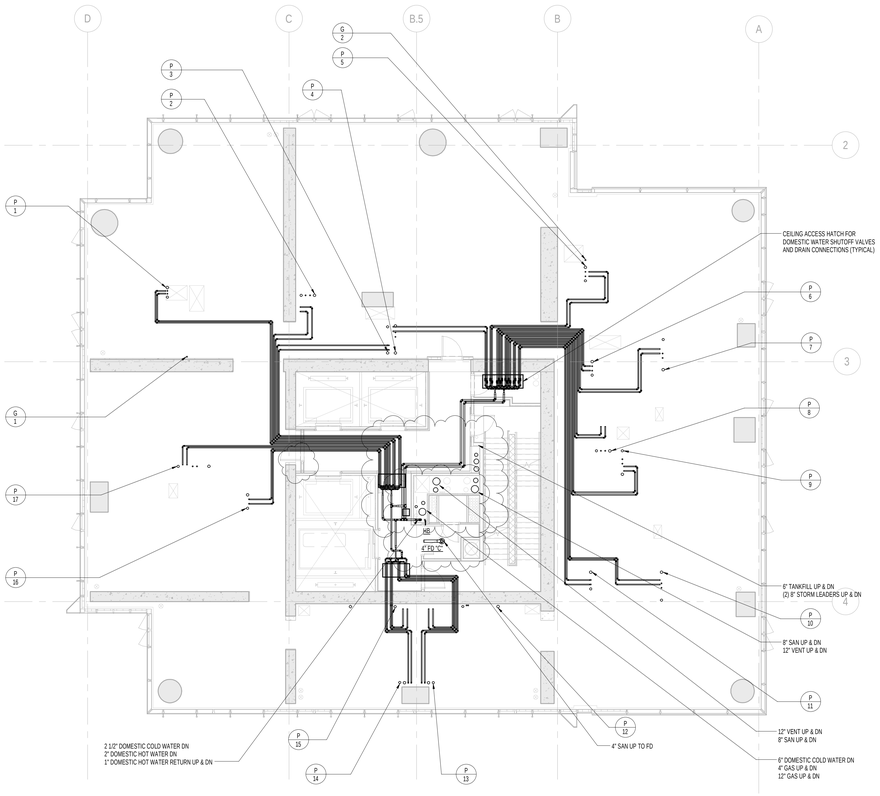

2 55th FLOOR PLAN
SCALE: 1/8" = 1'-0"

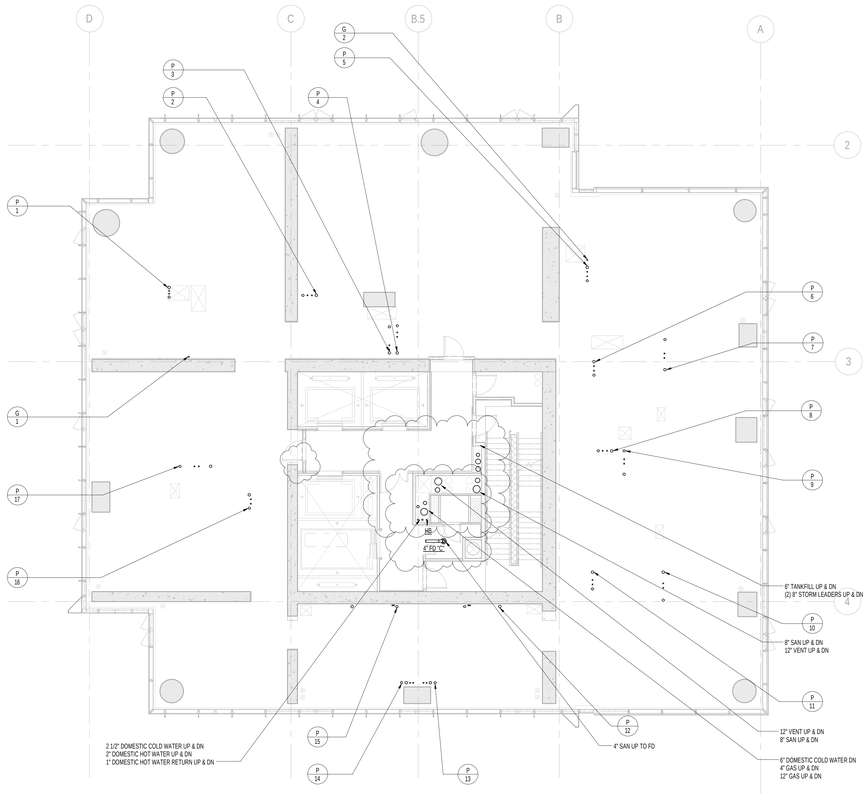

1 54th FLOOR PLAN
SCALE: 1/8" = 1'-0"

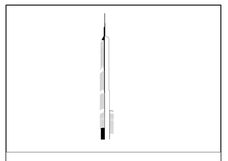

KEY PLAN:

PROJECT NORTH

TRUE NORTH

DEVELOPER:
EXTELL DEVELOPMENT COMPANY
805 THIRD AVENUE, 7TH FLOOR
New York, NY 10022 USA
TEL: 212 712 6000 FAX: 212 712 6100

DESIGN ARCHITECT: Base Building Shell & Core
ADRIAN SMITH + GORDON GILL ARCHITECTURE
111 WEST MONROE STREET SUITE 2300
CHICAGO IL 60603
TEL: 312 920 1888 FAX: 312 920 1775

INTERIOR DESIGNER: Residential
Rottet Architecture and Design Studio, PLLC
298 Fifth Ave, 7th Floor
New York, NY 10001
TEL: 646 998 7000 FAX:

ARCHITECT OF RECORD:Base Building Shell, Core, & Residential
AAI ARCHITECTS, P.C.
401 Wellington St. W., 3rd Floor
Toronto, ON M5V 1E7 Canada
TEL: 416 967 1500 FAX: 416 967 7150

STRUCTURAL ENGINEERS:
WSP CANTOR SEINUK
228 EAST 45th Street
New York, NY 10017 USA
TEL: 212 687 9888 FAX: 646 487 5501

MEP ENGINEERS:
AKF GROUP
One Liberty Plaza, 165 Broadway, 22nd Floor
New York, NY 10006 USA
TEL: 212 354 5656 FAX: 212 354 5668

GEOTECHNICAL ENGINEERS:
Langan Engineering & Environmental Services
21 Penn Plaza - 360 West 31st Street, 8th Floor
New York, NY 10001-2727
TEL: 212 479 5400 FAX: 212 479 5444

CODE CONSULTANTS:
Construction Consulting Associates
100 Church Street
New York, NY 10007
TEL: 212 385 1818 FAX: 212 385 1911

CURTAINWALL CONSULTANT:
AJLP Consulting
40 Worth Street, Suite 826
New York, NY 10013
TEL: 212 757 5659 FAX: 646 219 8508

LANDMARK/PRESERVATION CONSULTANT:
Jan Hird Pokorny Associates, Inc.
39 West 37th Street, 12A
New York, NY 10018
TEL: 212 759 6462 FAX: 212 759 6540

No.	DESCRIPTION	DATE
1	ISSUED FOR SCHEMATIC DESIGN	04 APR 2014
2	ISSUED FOR DESIGN DEVELOPMENT	01 JUL 2014
3	ISSUED FOR DESIGN DEVELOPMENT	31 JUL 2014
4	CD PROGRESS ISSUE 1	15 OCT 2014
5	ISSUED FOR BID - PLUMBING	15 OCT 2014
6	DOB SUBMISSION	19 DEC 2014
7	CD PROGRESS ISSUE 3	09 MAR 2015
8	CD PROGRESS ISSUE 4	01 JUN 2015
9	DOB AMENDMENT 2	18 SEP 2015

0 4'-0" 8'-0" 16'-0"

Discrepancies must be reported immediately to the Architect before proceeding. Only figured dimensions are to be used. Contractors must check all dimensions on site. This drawing is protected by copyright.

ALL DIMENSIONS ARE SHOWN IN IMPERIAL.

CONSULTANT:
AKF
ONE LIBERTY PLAZA, 165 BROADWAY, 22nd FLOOR
NEW YORK, NY 10006
T: 212.354.5656 F: 212.354.5668
Arlington / Boston / Kansas City / Minneapolis / New York
Philadelphia / Princeton / Pueblo / Rochester / Stamford

PROJECT:

217 WEST 57TH STREET
NEW YORK, NY

DRAWING TITLE:

PLUMBING
54th and 55th FLOOR PLANS

SEAL & SIGNATURE:

DATE:	04/04/14
PROJECT No:	Y130747-000
DRAWN: JRD	REV:
CHK: JRD	9
SCALE: 1/8" = 1'-0"	
DWG No:	
P-147.01	
DOB PAGE No:	39 of 97

DOB EMPLOYEE STAMP:

DOB B-SCAN:

36" x 48" Arch E - SHEET SIZE
FILE NAME: C:\Revit Local Files\Y130747-000-AKF-865_MEP15-CENTRAL_jlangner.rvt
PLOT DATE: 9/18/2015 5:09:12 AM

DEPT OF BLDGS 121263635 Job Number
ES7181292518 Scan Code

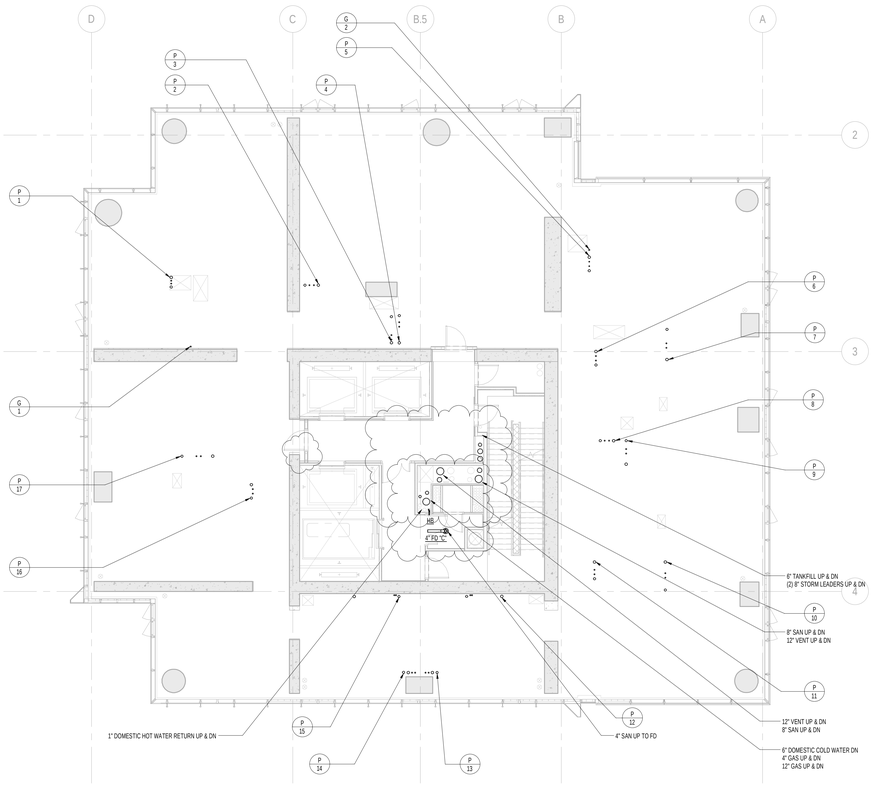

1 56th FLOOR PLAN
SCALE: 1/8" = 1'-0"

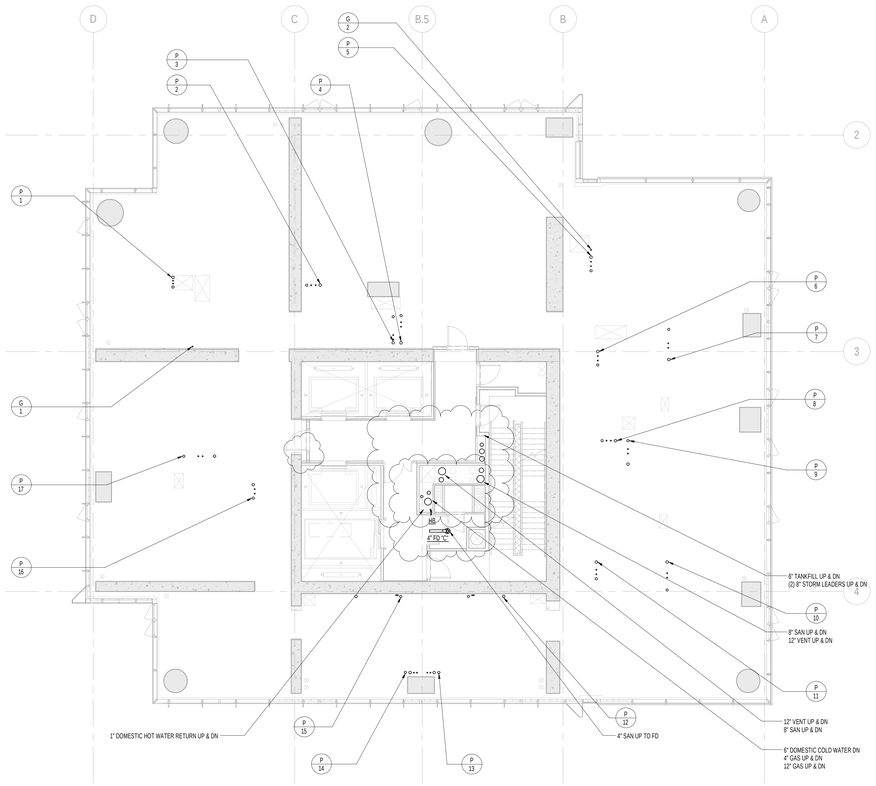

2 57th FLOOR PLAN
SCALE: 1/8" = 1'-0"

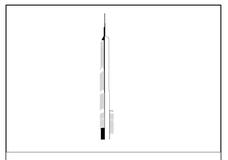

KEY PLAN:

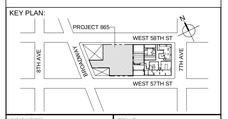

PROJECT NORTH

TRUE NORTH

DEVELOPER:
EXTELL DEVELOPMENT COMPANY
805 THIRD AVENUE, 7TH FLOOR
New York, NY 10022 USA
TEL: 212 712 6000 FAX: 212 712 6100

DESIGN ARCHITECT: Base Building Shell & Core
ADRIAN SMITH + GORDON GILL ARCHITECTURE
111 WEST MONROE STREET SUITE 2300
CHICAGO IL 60603
TEL: 312 920 1888 FAX: 312 920 1775

INTERIOR DESIGNER: Residential
Rottet Architecture and Design Studio, PLLC
298 Fifth Ave, 7th Floor
New York, NY 10001
TEL: 646 998 7000 FAX:

ARCHITECT OF RECORD:Base Building Shell, Core, & Residential
AAI ARCHITECTS, P.C.
401 Wellington St. W., 3rd Floor
Toronto, ON M5V 1E7 Canada
TEL: 416 967 1500 FAX: 416 967 7150

STRUCTURAL ENGINEERS:
WSP CANTOR SEINUK
228 EAST 45th Street
New York, NY 10017 USA
TEL: 212 687 9888 FAX: 646 487 5501

MEP ENGINEERS:
AKF GROUP
One Liberty Plaza, 165 Broadway, 22nd Floor
New York, NY 10006 USA
TEL: 212 354 5656 FAX: 212 354 5668

GEOTECHNICAL ENGINEERS:
Langan Engineering & Environmental Services
21 Penn Plaza - 360 West 31st Street, 8th Floor
New York, NY 10001-2727
TEL: 212 479 5400 FAX: 212 479 5444

CODE CONSULTANTS:
Construction Consulting Associates
100 Church Street
New York, NY 10007
TEL: 212 385 1818 FAX: 212 385 1911

CURTAINWALL CONSULTANT:
AJLP Consulting
40 Worth Street. Suite 826
New York, NY 10013
TEL: 212 757 5659 FAX: 646 219 8508

LANDMARK/PRESERVATION CONSULTANT:
Jan Hird Pokorny Associates, Inc.
39 West 37th Street, 12A
New York, NY 10018
TEL: 212 759 6462 FAX: 212 759 6540

No.	DESCRIPTION	DATE
1	DOB SUBMISSION	19 DEC 2014
2	CD PROGRESS ISSUE 3	09 MAR 2015
3	CD PROGRESS ISSUE 4	01 JUN 2015
4	DOB AMENDMENT 2	18 SEP 2015

0 4'-0" 8'-0" 16'-0"

Discrepancies must be reported immediately to the Architect before proceeding. Only figured dimensions are to be used. Contractors must check all dimensions on site. This drawing is protected by copyright.

ALL DIMENSIONS ARE SHOWN IN IMPERIAL.

CONSULTANT:
AKF
ONE LIBERTY PLAZA, 165 BROADWAY, 22nd FLOOR
NEW YORK, NY 10006
T: 212.354.5656 F: 212.354.5668
Philadelphia / Princeton / Dallas / Cincinnati / Stamford

PROJECT:
217 WEST 57TH STREET
NEW YORK, NY

DRAWING TITLE:
PLUMBING
56th and 57th FLOOR PLANS

SEAL & SIGNATURE:

DATE:	12/16/14
PROJECT No:	Y130747-000
DRAWN: JRD	REV: 3
CHK: JRD	
SCALE: 1/8" = 1'-0"	
DWG No:	**P-148.01**
DOB PAGE No:	40 of 97

DOB EMPLOYEE STAMP:

DOB B-SCAN:

36" x 48" Arch E - SHEET SIZE
FILE NAME: C:\Revit Local Files\Y130747-000-AKF-865_MEP15-CENTRAL_jlangner.rvt
PLOT DATE: 6/18/2015 5:15:15 AM

DEPT OF BLDGS 121263525 Job Number
E364184129B Scan Code

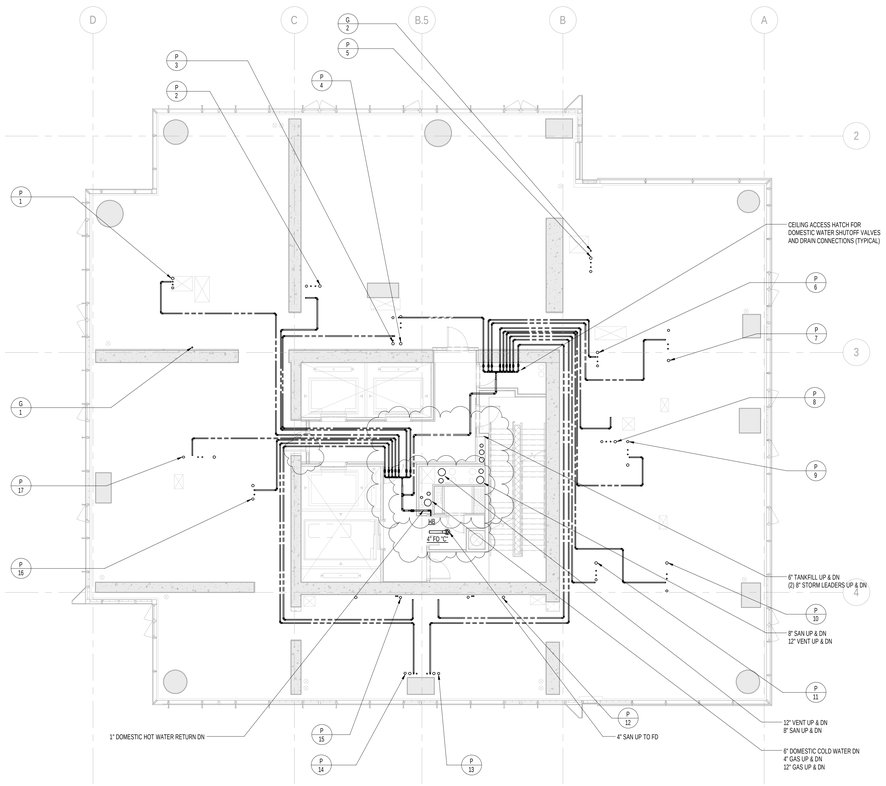

1 58th FLOOR PLAN
SCALE: 1/8" = 1'-0"

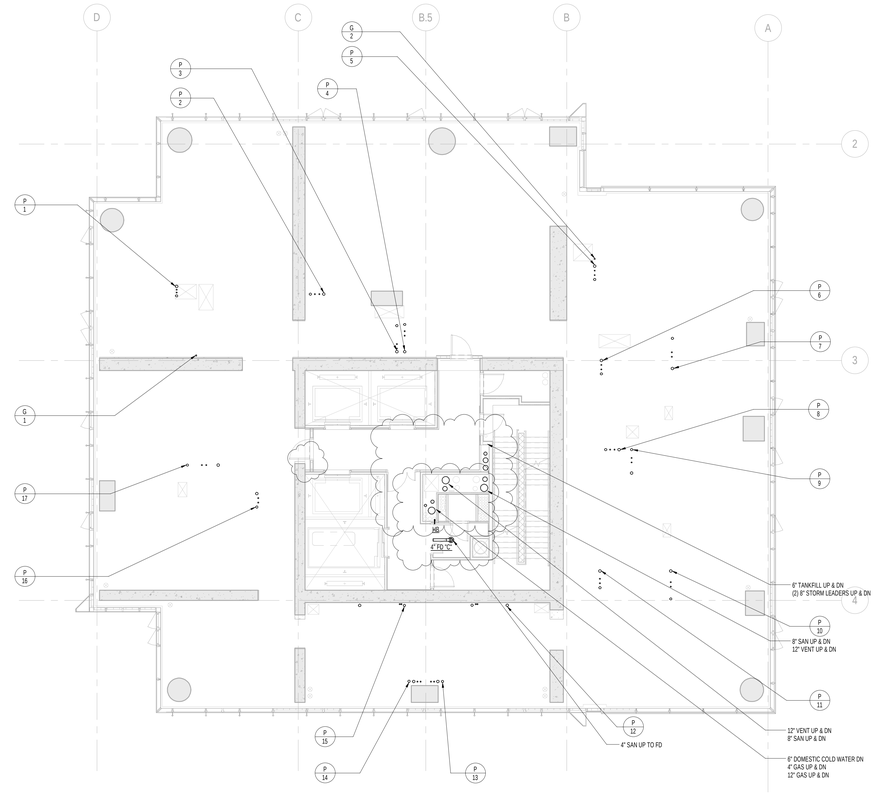

2 59th FLOOR PLAN
SCALE: 1/8" = 1'-0"

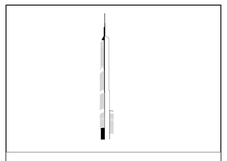

KEY PLAN:

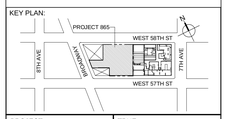

PROJECT NORTH

TRUE NORTH

DEVELOPER:
EXTELL DEVELOPMENT COMPANY
805 THIRD AVENUE, 7TH FLOOR
New York, NY 10022 USA
TEL: 212 712 6000 FAX: 212 712 6100

DESIGN ARCHITECT: Base Building Shell & Core
ADRIAN SMITH + GORDON GILL ARCHITECTURE
111 WEST MONROE STREET SUITE 2300
CHICAGO IL 60603
TEL: 312 920 1888 FAX: 312 920 1775

INTERIOR DESIGNER: Residential
Rottet Architecture and Design Studio, PLLC
298 Fifth Ave, 7th Floor
New York, NY 10001
TEL: 646 998 7000 FAX:

ARCHITECT OF RECORD:Base Building Shell, Core, & Residential
AAI ARCHITECTS, P.C.
401 Wellington St. W., 3rd Floor
Toronto, ON M5V 1E7 Canada
TEL: 416 967 1500 FAX: 416 967 7150

STRUCTURAL ENGINEERS:
WSP CANTOR SEINUK
228 EAST 45th Street
New York, NY 10017 USA
TEL: 212 687 9888 FAX: 646 487 5501

MEP ENGINEERS:
AKF GROUP
One Liberty Plaza, 165 Broadway, 22nd Floor
New York, NY 10006 USA
TEL: 212 354 5656 FAX: 212 354 5668

GEOTECHNICAL ENGINEERS:
Langan Engineering & Environmental Services
21 Penn Plaza - 360 West 31st Street, 8th Floor
New York, NY 10001-2727
TEL: 212 479 5400 FAX: 212 479 5444

CODE CONSULTANTS:
Construction Consulting Associates
100 Church Street
New York, NY 10007
TEL: 212 385 1818 FAX: 212 385 1911

CURTAINWALL CONSULTANT:
AJLP Consulting
40 Worth Street. Suite 826
New York, NY 10013
TEL: 212 757 5659 FAX: 646 219 8508

LANDMARK/PRESERVATION CONSULTANT:
Jan Hird Pokorny Associates, Inc.
39 West 37th Street, 12A
New York, NY 10018
TEL: 212 759 6462 FAX: 212 759 6540

No.	DESCRIPTION	DATE
1	ISSUED FOR SCHEMATIC DESIGN	04 APR 2014
2	ISSUED FOR DESIGN DEVELOPMENT	01 JUL 2014
3	ISSUED FOR DESIGN DEVELOPMENT	31 JUL 2014
4	CD PROGRESS ISSUE 1	15 OCT 2014
5	ISSUED FOR BID - PLUMBING	15 OCT 2014
6	DOB SUBMISSION	19 DEC 2014
7	CD PROGRESS ISSUE 3	09 MAR 2015
8	CD PROGRESS ISSUE 4	01 JUN 2015
9	DOB AMENDMENT 2	18 SEP 2015

0 4'-0" 8'-0" 16'-0"

Discrepancies must be reported immediately to the Architect before proceeding. Only figured dimensions are to be used. Contractors must check all dimensions on site. This drawing is protected by copyright.

ALL DIMENSIONS ARE SHOWN IN IMPERIAL.

CONSULTANT:
AKF
ONE LIBERTY PLAZA, 165 BROADWAY, 22nd FLOOR
NEW YORK, NY 10006
T: 212.354.5656 F: 212.354.5668
Arlington / Boston / Mexico City / Minneapolis / New York
Philadelphia / Princeton / Florida / Rochester / Stamford

PROJECT:
217 WEST 57TH STREET
NEW YORK, NY

DRAWING TITLE:
PLUMBING
58th and 59th FLOOR PLANS

SEAL & SIGNATURE:

DATE:	04/04/14
PROJECT No:	Y130747-000
DRAWN: JRD	REV:
CHK: JRD	9
SCALE: 1/8" = 1'-0"	
DWG No:	P-149.01
DOB PAGE No:	41 of 97

DOB EMPLOYEE STAMP:

DOB B-SCAN:

36" x 48" Arch E - SHEET SIZE
FILE NAME: C:\Users\Local Files\Y130747-000-AKF-865_MEP15-CENTRAL_jangmar.rvt
PLOT DATE: 9/18/2015 5:59:47 AM

DEPT OF BLDGS 121263425 Job Number
E303978246KR Scan Code

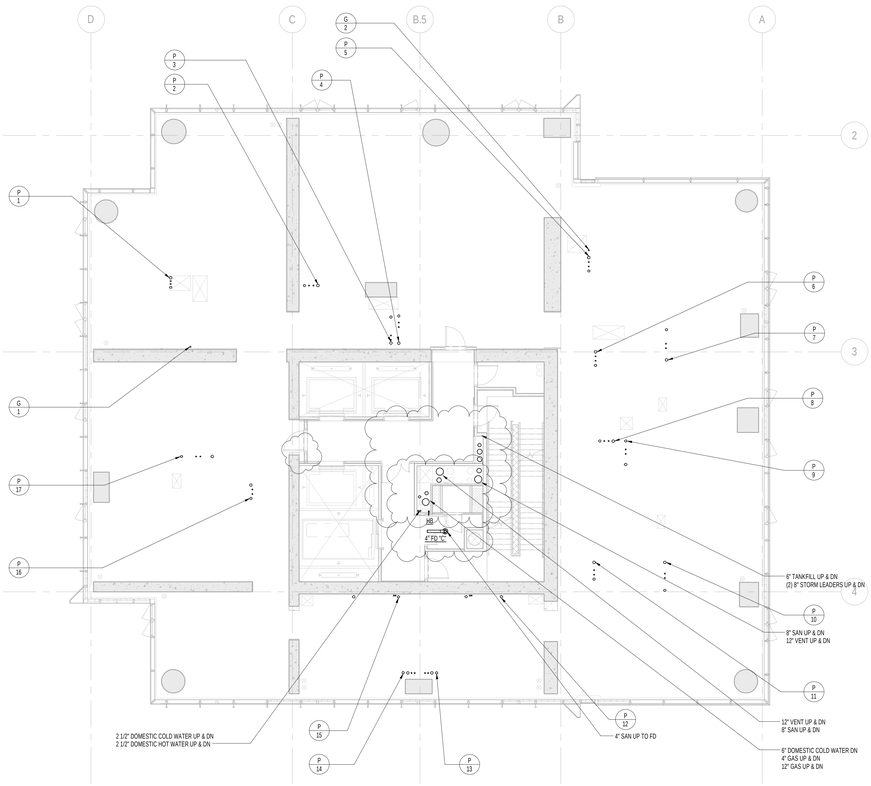

2 61st FLOOR PLAN
SCALE: 1/8" = 1'-0"

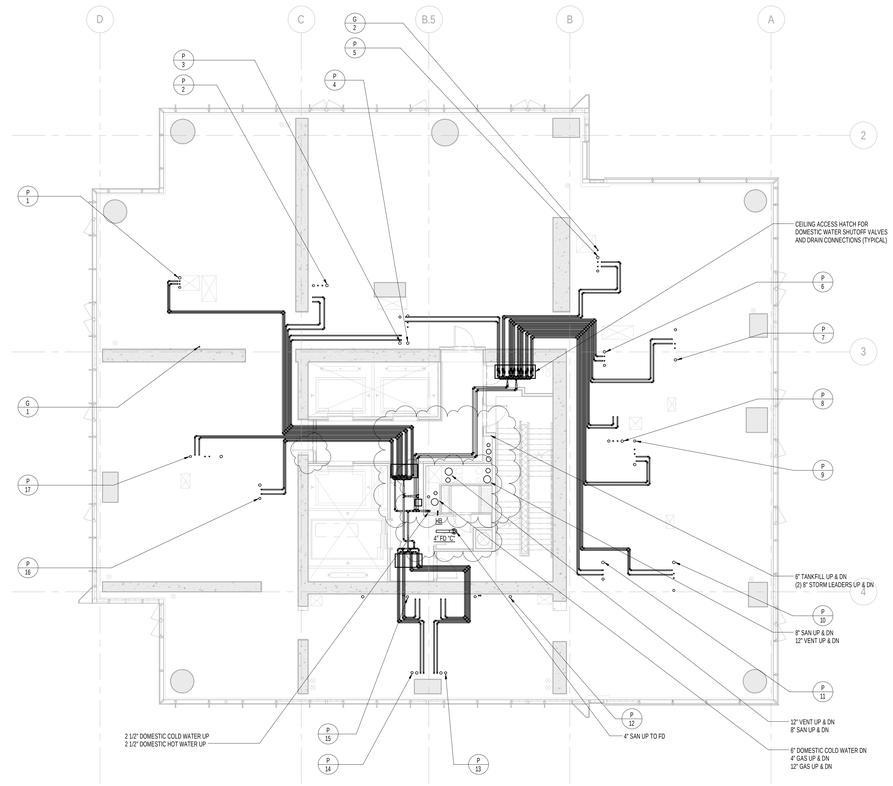

1 60th FLOOR PLAN
SCALE: 1/8" = 1'-0"

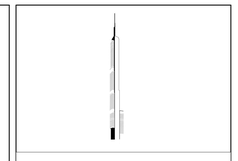

KEY PLAN:

PROJECT NORTH

TRUE NORTH

DEVELOPER:
EXTELL DEVELOPMENT COMPANY
805 THIRD AVENUE, 7TH FLOOR
New York, NY 10022 USA
TEL: 212 712 6000 FAX: 212 712 6100

DESIGN ARCHITECT: Base Building Shell & Core
ADRIAN SMITH + GORDON GILL ARCHITECTURE
111 WEST MONROE STREET SUITE 2300
CHICAGO IL 60603
TEL: 312 920 1888 FAX: 312 920 1775

INTERIOR DESIGNER: Residential
Rottet Architecture and Design Studio, PLLC
298 Fifth Ave, 7th Floor
New York, NY 10001
TEL: 646 998 7000 FAX:

ARCHITECT OF RECORD:Base Building Shell, Core, & Residential
AAI ARCHITECTS, P.C.
401 Wellington St. W., 3rd Floor
Toronto, ON M5V 1E7 Canada
TEL: 416 967 1500 FAX: 416 967 7150

STRUCTURAL ENGINEERS:
WSP CANTOR SEINUK
228 EAST 45th Street
New York, NY 10017 USA
TEL: 212 687 9888 FAX: 646 487 5501

MEP ENGINEERS:
AKF GROUP
One Liberty Plaza, 165 Broadway, 22nd Floor
New York, NY 10006 USA
TEL: 212 354 5656 FAX: 212 354 5668

GEOTECHNICAL ENGINEERS:
Langan Engineering & Environmental Services
21 Penn Plaza - 360 West 31st Street, 8th Floor
New York, NY 10001-2727
TEL: 212 479 5400 FAX: 212 479 5444

CODE CONSULTANTS:
Construction Consulting Associates
100 Church Street
New York, NY 10007
TEL: 212 385 1818 FAX: 212 385 1911

CURTAINWALL CONSULTANT:
AJLP Consulting
40 Worth Street, Suite 826
New York, NY 10013
TEL: 212 757 5659 FAX: 646 219 8508

LANDMARK/PRESERVATION CONSULTANT:
Jan Hird Pokorny Associates, Inc.
39 West 37th Street, 12A
New York, NY 10018
TEL: 212 759 6462 FAX: 212 759 6540

No.	DESCRIPTION	DATE
1	ISSUED FOR SCHEMATIC DESIGN	04 APR 2014
2	ISSUED FOR DESIGN DEVLEOPMENT	01 JUL 2014
3	ISSUED FOR DESIGN DEVLEOPMENT	31 JUL 2014
4	CD PROGRESS ISSUE 1	15 OCT 2014
5	ISSUED FOR BID - PLUMBING	15 OCT 2014
6	DOB SUBMISSION	19 DEC 2014
7	CD PROGRESS ISSUE 3	09 MAR 2015
8	CD PROGRESS ISSUE 4	01 JUN 2015
9	DOB AMENDMENT 2	18 SEP 2015

0 4'-0" 8'-0" 16'-0"

Discrepancies must be reported immediately to the Architect before proceeding. Only figured dimensions are to be used. Contractors must check all dimensions on site. This drawing is protected by copyright.

ALL DIMENSIONS ARE SHOWN IN IMPERIAL.

CONSULTANT:
AKF
ONE LIBERTY PLAZA, 165 BROADWAY, 22nd FLOOR
NEW YORK, NY 10006
T: 212.354.5656 F: 212.354.5668
Arlington / Boston / Mexico City / Minneapolis / New York
Philadelphia / Princeton / Florida / Rochester / Stamford

PROJECT:

217 WEST 57TH STREET
NEW YORK, NY

DRAWING TITLE:

PLUMBING
60th and 61st FLOOR PLANS

SEAL & SIGNATURE:

DATE:	08/06/15
PROJECT No:	Y130747-000
DRAWN: JRD	REV:
CHK: JRD	9
SCALE: 1/8" = 1'-0"	
DWG No:	
P-150.01	
DOB PAGE No: of	

DOB EMPLOYEE STAMP:

DOB B-SCAN:

36" x 48" Arch E - SHEET SIZE

FILE NAME: C:\Users\Local Files\Y130747-000-AKF-865_MEP15-CENTRAL_jwagner.rvt
PLOT DATE: 9/18/2015 5:10:18 AM

DEPT OF BLDGS 121263426 Job Number
E399863295 3 Scan Code

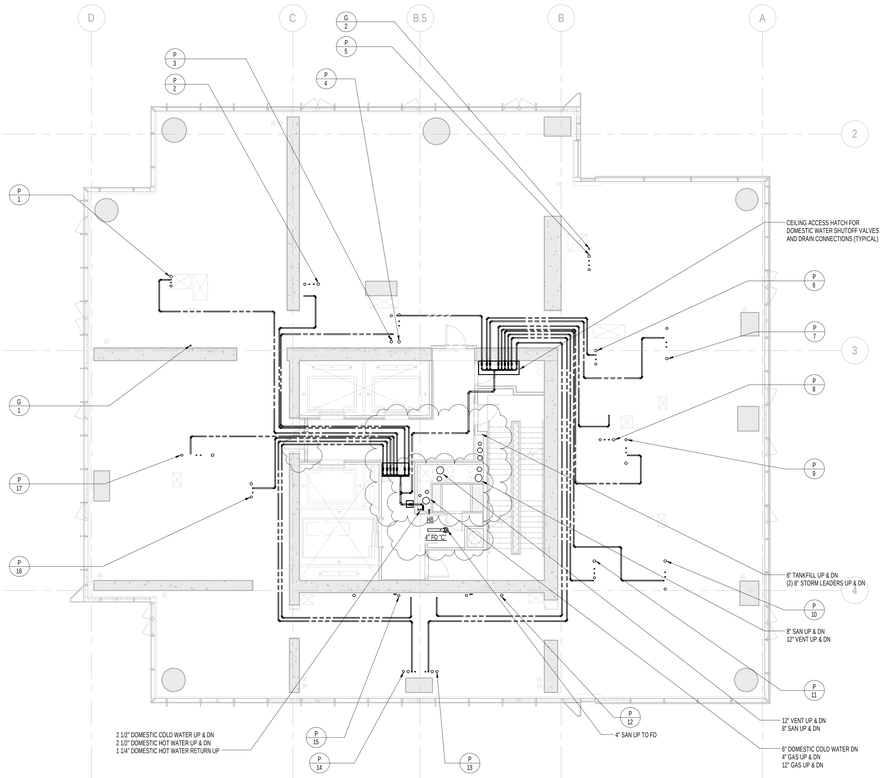

2 65th FLOOR PLAN
SCALE: 1/8" = 1'-0"

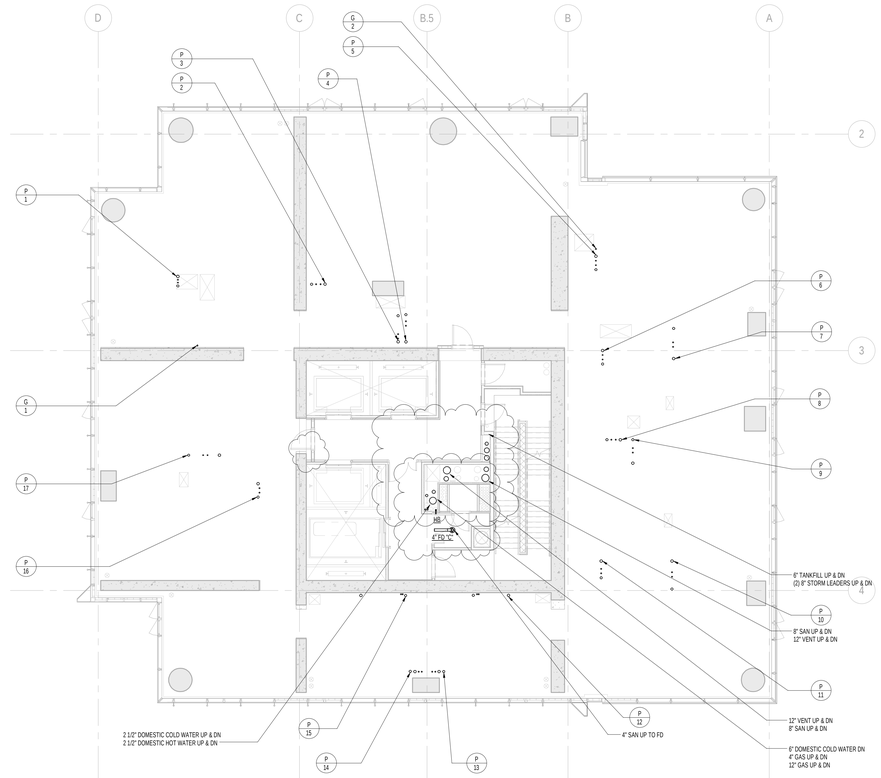

1 64th FLOOR PLAN
SCALE: 1/8" = 1'-0"

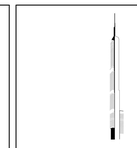

KEY PLAN:

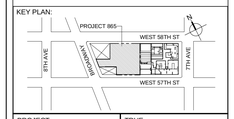

PROJECT NORTH

TRUE NORTH

DEVELOPER:
EXTELL DEVELOPMENT COMPANY
805 THIRD AVENUE, 7TH FLOOR
New York, NY 10022 USA
TEL: 212 712 6000 FAX: 212 712 6100

DESIGN ARCHITECT: Base Building Shell & Core
ADRIAN SMITH + GORDON GILL ARCHITECTURE
111 WEST MONROE STREET SUITE 2300
CHICAGO IL 60603
TEL: 312 920 1888 FAX: 312 920 1775

INTERIOR DESIGNER: Residential
Rottet Architecture and Design Studio, PLLC
298 Fifth Ave, 7th Floor
New York, NY 10001
TEL: 646 998 7000 FAX:

ARCHITECT OF RECORD:Base Building Shell, Core, & Residential
AAI ARCHITECTS, P.C.
401 Wellington St. W., 3rd Floor
Toronto, ON M5V 1E7 Canada
TEL: 416 967 1500 FAX: 416 967 7150

STRUCTURAL ENGINEERS:
WSP CANTOR SEINUK
228 EAST 45th Street
New York, NY 10017 USA
TEL: 212 687 9888 FAX: 646 487 5501

MEP ENGINEERS:
AKF GROUP
One Liberty Plaza, 165 Broadway, 22nd Floor
New York, NY 10006 USA
TEL: 212 354 5656 FAX: 212 354 5668

GEOTECHNICAL ENGINEERS:
Langan Engineering & Environmental Services
21 Penn Plaza - 360 West 31st Street, 8th Floor
New York, NY 10001-2727
TEL: 212 479 5400 FAX: 212 479 5444

CODE CONSULTANTS:
Construction Consulting Associates
100 Church Street
New York, NY 10007
TEL: 212 385 1818 FAX: 212 385 1911

CURTAINWALL CONSULTANT:
AJLP Consulting
40 Worth Street, Suite 826
New York, NY 10013
TEL: 212 757 5659 FAX: 646 219 8508

LANDMARK/PRESERVATION CONSULTANT:
Jan Hird Pokorny Associates, Inc.
39 West 37th Street, 12A
New York, NY 10018
TEL: 212 759 6462 FAX: 212 759 6540

No.	DESCRIPTION	DATE
1	CD PROGRESS ISSUE 1	15 OCT 2014
2	ISSUED FOR BID - PLUMBING	15 OCT 2014
3	DOB SUBMISSION	19 DEC 2014
4	CD PROGRESS ISSUE 3	09 MAR 2015
5	CD PROGRESS ISSUE 4	01 JUN 2015
6	DOB AMENDMENT 2	18 SEP 2015

0 4' - 0" 8' - 0" 16' - 0"

Discrepancies must be reported immediately to the Architect before proceeding. Only figured dimensions are to be used. Contractors must check all dimensions on site. This drawing is protected by copyright.

ALL DIMENSIONS ARE SHOWN IN IMPERIAL.

CONSULTANT:
AKF
ONE LIBERTY PLAZA, 165 BROADWAY, 22nd FLOOR
NEW YORK, NY 10006
T: 212.354.5656 F: 212.354.5668
Atlanta / Boise / Mexico City / Minneapolis / New York
Philadelphia / Houston / Fairfax / Rochester / Stamford

PROJECT:
217 WEST 57TH STREET
NEW YORK, NY

DRAWING TITLE:
PLUMBING
64th and 65th FLOOR PLANS

SEAL & SIGNATURE:

STATE OF NEW YORK · JAMES R. DOHERTY · 036 · LICENSED PROFESSIONAL ENGINEER

DATE:	10/15/14
PROJECT No:	Y130747-000
DRAWN: JRD	REV: 6
CHK: JRD	
SCALE: 1/8" = 1'-0"	
DWG No:	**P-152.01**
DOB PAGE No:	43 of 97

DOB EMPLOYEE STAMP:

DOB B-SCAN:

36" x 48" Arch E - SHEET SIZE
FILE NAME: C:\Revit Local Files\Y130747-000-AKF-MM_MEP15-CENTRAL_jangner.rvt
PLOT DATE: 9/18/2015 5:10:32 AM

DEPT OF BLDGS 121263426 Job Number
E302115503689 Scan Code

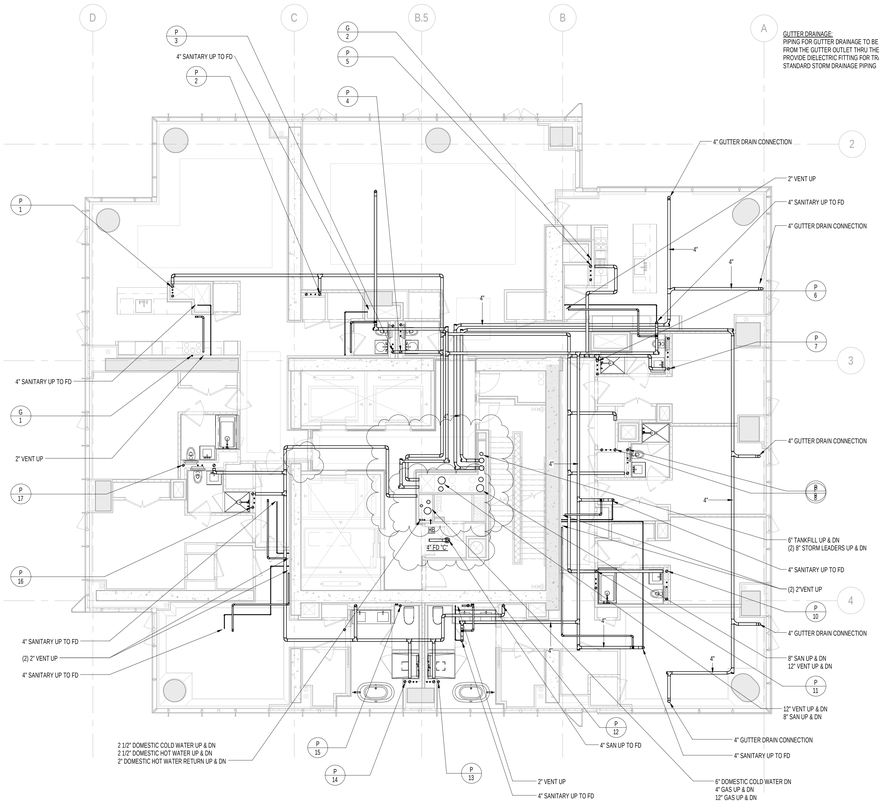

1 66th FLOOR PLAN
SCALE: 1/8" = 1'-0"

KEY PLAN:

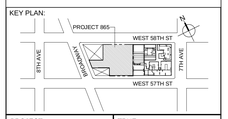

PROJECT NORTH

TRUE NORTH

DEVELOPER:
EXTELL DEVELOPMENT COMPANY
805 THIRD AVENUE, 7TH FLOOR
New York, NY 10022 USA
TEL: 212 712 6000 FAX: 212 712 6100

DESIGN ARCHITECT: Base Building Shell & Core
ADRIAN SMITH + GORDON GILL ARCHITECTURE
111 WEST MONROE STREET SUITE 2300
CHICAGO IL 60603
TEL: 312 920 1888 FAX: 312 920 1775

INTERIOR DESIGNER: Residential
Rottet Architecture and Design Studio, PLLC
298 Fifth Ave, 7th Floor
New York, NY 10001
TEL: 646 998 7000 FAX:

ARCHITECT OF RECORD:Base Building Shell, Core, & Residential
AAI ARCHITECTS, P.C.
401 Wellington St. W., 3rd Floor
Toronto, ON M5V 1E7 Canada
TEL: 416 967 1500 FAX: 416 967 7150

STRUCTURAL ENGINEERS:
WSP CANTOR SEINUK
228 EAST 45th Street
New York, NY 10017 USA
TEL: 212 687 9888 FAX: 646 487 5501

MEP ENGINEERS:
AKF GROUP
One Liberty Plaza, 165 Broadway, 22nd Floor
New York, NY 10006 USA
TEL: 212 354 5656 FAX: 212 354 5668

GEOTECHNICAL ENGINEERS:
Langan Engineering & Environmental Services
21 Penn Plaza - 360 West 31st Street, 8th Floor
New York, NY 10001-2727
TEL: 212 479 5400 FAX: 212 479 5444

CODE CONSULTANTS:
Construction Consulting Associates
100 Church Street
New York, NY 10007
TEL: 212 385 1818 FAX: 212 385 1911

CURTAINWALL CONSULTANT:
AJLP Consulting
40 Worth Street. Suite 826
New York, NY 10013
TEL: 212 757 5659 FAX: 646 219 8508

LANDMARK/PRESERVATION CONSULTANT:
Jan Hird Pokorny Associates, Inc.
39 West 37th Street, 12A
New York, NY 10018
TEL: 212 759 6462 FAX: 212 759 6540

No.	DESCRIPTION	DATE
1	ISSUED FOR SCHEMATIC DESIGN	04 APR 2014
2	ISSUED FOR DESIGN DEVELOPMENT	01 JUL 2014
3	ISSUED FOR DESIGN DEVELOPMENT	31 JUL 2014
4	CD PROGRESS ISSUE 1	15 OCT 2014
5	ISSUED FOR BID - PLUMBING	15 OCT 2014
6	DOB SUBMISSION	19 DEC 2014
7	CD PROGRESS ISSUE 3	09 MAR 2015
8	CD PROGRESS ISSUE 4	01 JUN 2015
9	DOB AMENDMENT 2	18 SEP 2015

0 4'-0" 8'-0" 16'-0"

Discrepancies must be reported immediately to the Architect before proceeding. Only figured dimensions are to be used. Contractors must check all dimensions on site. This drawing is protected by copyright.

ALL DIMENSIONS ARE SHOWN IN IMPERIAL.

CONSULTANT:
AKF
ONE LIBERTY PLAZA, 165 BROADWAY, 22nd FLOOR
NEW YORK, NY 10006
T: 212.354.5656 F: 212.354.5668
Arlington / Boston / Mexico City / Minneapolis / New York
Philadelphia / Princeton / Florida / Rochester / Stamford

PROJECT:

217 WEST 57TH STREET
NEW YORK, NY

DRAWING TITLE:

PLUMBING
66th FLOOR PLAN

SEAL & SIGNATURE:

DATE:	04/04/14
PROJECT No:	Y130747-000
DRAWN: JRD	REV:
CHK: JRD	9
SCALE: 1/8" = 1'-0"	
DWG No:	P-153.01
DOB PAGE No:	44 of 97

DOB EMPLOYEE STAMP:

DOB B-SCAN:

36" x 48" Arch E - SHEET SIZE
FILE NAME: C:\Users\Local Files\Y130747-000-AKF-865_MEP15-CENTRAL_jangmar.rvt
PLOT DATE: 9/18/2015 5:10:46 AM

DEPT OF BLDGS 121253505 Job Number
E3639640806 Scan Code

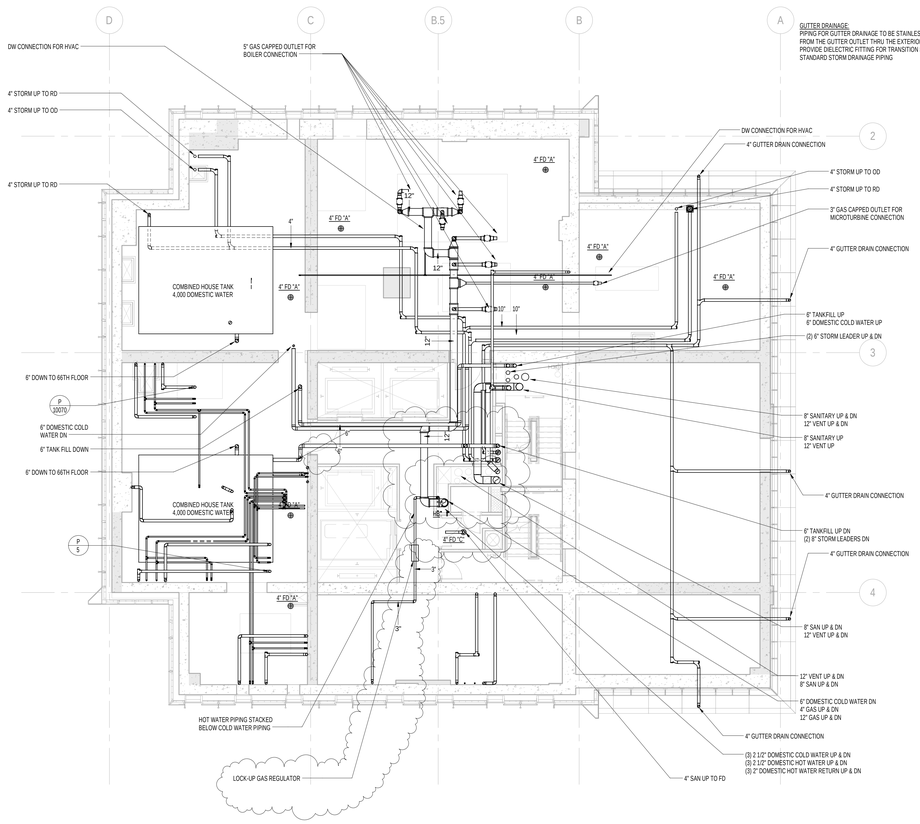

2 67th FLOOR INTERMEDIATE PLAN
SCALE: 1/8" = 1'-0"

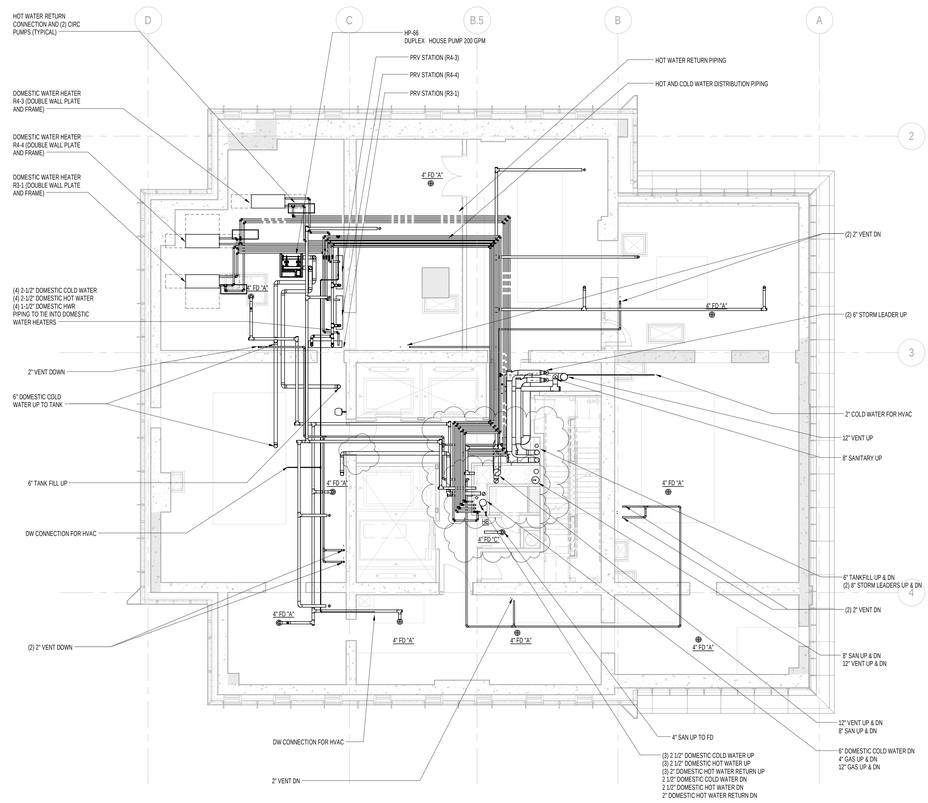

1 67th FLOOR PLAN
SCALE: 1/8" = 1'-0"

KEY PLAN:

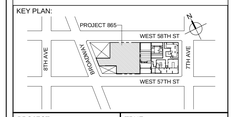

PROJECT NORTH

TRUE NORTH

DEVELOPER:
EXTELL DEVELOPMENT COMPANY
805 THIRD AVENUE, 7TH FLOOR
New York, NY 10022 USA
TEL: 212 712 6000 FAX: 212 712 6100

DESIGN ARCHITECT: Base Building Shell & Core
ADRIAN SMITH + GORDON GILL ARCHITECTURE
111 WEST MONROE STREET SUITE 2300
CHICAGO IL 60603
TEL: 312 920 1888 FAX: 312 920 1775

INTERIOR DESIGNER: Residential
Rottet Architecture and Design Studio, PLLC
298 Fifth Ave, 7th Floor
New York, NY 10001
TEL: 646 998 7000 FAX:

ARCHITECT OF RECORD:Base Building Shell, Core, & Residential
AAI ARCHITECTS, P.C.
401 Wellington St. W., 3rd Floor
Toronto, ON M5V 1E7 Canada
TEL: 416 967 1500 FAX: 416 967 7150

STRUCTURAL ENGINEERS:
WSP CANTOR SEINUK
228 EAST 45th Street
New York, NY 10017 USA
TEL: 212 687 9888 FAX: 646 487 5501

MEP ENGINEERS:
AKF GROUP
One Liberty Plaza, 165 Broadway, 22nd Floor
New York, NY 10006 USA
TEL: 212 354 5656 FAX: 212 354 5668

GEOTECHNICAL ENGINEERS:
Langan Engineering & Environmental Services
21 Penn Plaza - 360 West 31st Street, 8th Floor
New York, NY 10001-2727
TEL: 212 479 5400 FAX: 212 479 5444

CODE CONSULTANTS:
Construction Consulting Associates
100 Church Street
New York, NY 10007
TEL: 212 385 1818 FAX: 212 385 1911

CURTAINWALL CONSULTANT:
AJLP Consulting
40 Worth Street. Suite 826
New York, NY 10013
TEL: 212 757 5659 FAX: 646 219 8508

LANDMARK/PRESERVATION CONSULTANT:
Jan Hird Pokorny Associates, Inc.
39 West 37th Street, 12th
New York, NY 10018
TEL: 212 759 6462 FAX: 212 759 6540

No.	DESCRIPTION	DATE
1	ISSUED FOR SCHEMATIC DESIGN	04 APR 2014
2	ISSUED FOR DESIGN DEVELOPMENT	01 JUL 2014
3	ISSUED FOR DESIGN DEVELOPMENT	31 JUL 2014
4	CD PROGRESS ISSUE 1	15 OCT 2014
5	ISSUED FOR BID - PLUMBING	15 OCT 2014
6	DOB SUBMISSION	19 DEC 2014
7	CD PROGRESS ISSUE 3	09 MAR 2015
8	CD PROGRESS ISSUE 4	01 JUN 2015
9	CD PROGRESS ISSUE 5	10 AUG 2015
10	DOB AMENDMENT 2	18 SEP 2015

0 4'-0" 8'-0" 16'-0"

Discrepancies must be reported immediately to the Architect before proceeding. Only figured dimensions are to be used. Contractors must check all dimensions on site. This drawing is protected by copyright.

ALL DIMENSIONS ARE SHOWN IN IMPERIAL.

CONSULTANT:
AKF
ONE LIBERTY PLAZA, 165 BROADWAY, 22nd FLOOR
NEW YORK, NY 10006
T: 212.354.5656 F: 212.354.5668
Arlington / Boston / Mexico City / Minneapolis / New York
Philadelphia / Princeton / Florida / Richmond / Deerfield

PROJECT:

217 WEST 57TH STREET
NEW YORK, NY

DRAWING TITLE:

PLUMBING
67th and 67th FLOOR INTERMEDIATE PLANS

SEAL & SIGNATURE:

STATE OF NEW YORK · JONATHAN D. MOSS · 031275 · LICENSED PROFESSIONAL ENGINEER

DATE:	04/04/14
PROJECT No:	Y130747-000
DRAWN: JRD	REV: 10
CHK: JRD	
SCALE: 1/8" = 1'-0"	
DWG No:	P-154.01
DOB PAGE No:	45 of 97

DOB EMPLOYEE STAMP:

DOB B-SCAN:

36" x 48" Arch E - SHEET SIZE
FILE NAME: C:\Revit Local Files\Y130747-000-AKF-865_MEP15-CENTRAL_jbingham.rvt
PLOT DATE: 9/19/2015 5:11:11 AM

DEPT OF BLDGS 121263525 Job Number
E357585641 Scan Code

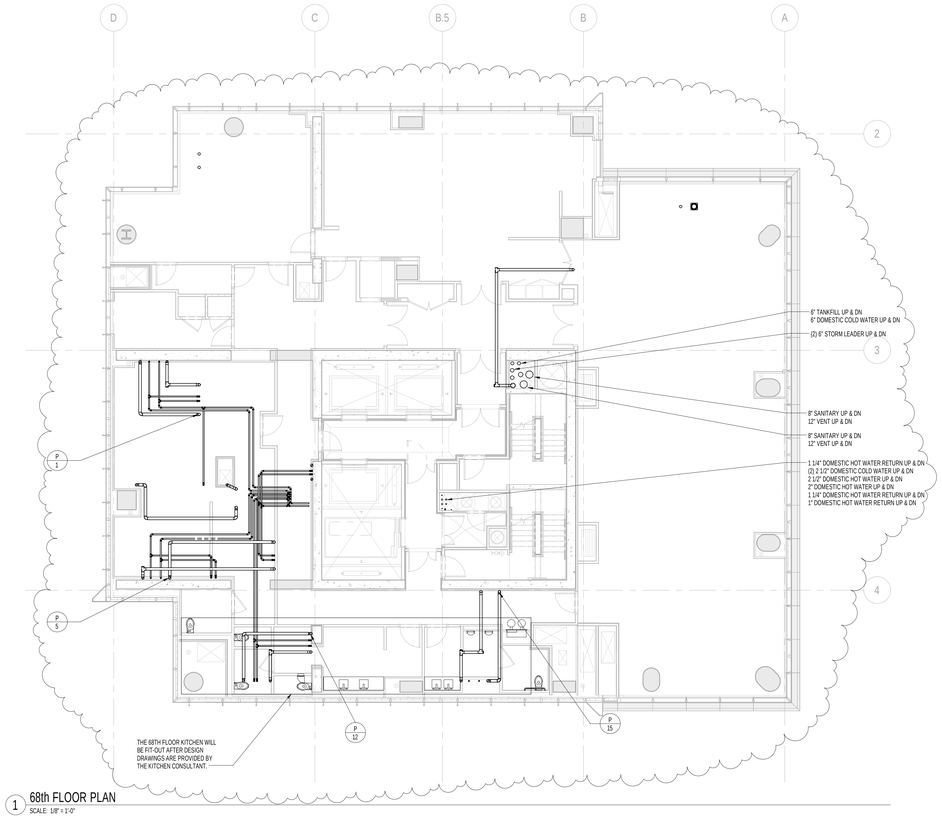

1 68th FLOOR PLAN
SCALE: 1/8" = 1'-0"

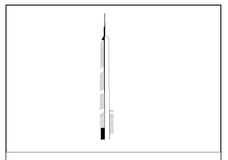

KEY PLAN:

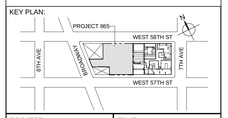

PROJECT NORTH

TRUE NORTH

DEVELOPER:
EXTELL DEVELOPMENT COMPANY
805 THIRD AVENUE, 7TH FLOOR
New York, NY 10022 USA
TEL: 212 712 6000 FAX: 212 712 6100

DESIGN ARCHITECT: Base Building Shell & Core
ADRIAN SMITH + GORDON GILL ARCHITECTURE
111 WEST MONROE STREET SUITE 2300
CHICAGO IL 60603
TEL: 312 920 1888 FAX: 312 920 1775

INTERIOR DESIGNER: Residential
Rottet Architecture and Design Studio, PLLC
298 Fifth Ave, 7th Floor
New York, NY 10001
TEL: 646 998 7000 FAX:

ARCHITECT OF RECORD:Base Building Shell, Core, & Residential
AAI ARCHITECTS, P.C.
401 Wellington St. W., 3rd Floor
Toronto, ON M5V 1E7 Canada
TEL: 416 967 1500 FAX: 416 967 7150

STRUCTURAL ENGINEERS:
WSP CANTOR SEINUK
228 EAST 45th Street
New York, NY 10017 USA
TEL: 212 687 9888 FAX: 646 487 5501

MEP ENGINEERS:
AKF GROUP
One Liberty Plaza, 165 Broadway, 22nd Floor
New York, NY 10006 USA
TEL: 212 354 5656 FAX: 212 354 5668

GEOTECHNICAL ENGINEERS:
Langan Engineering & Environmental Services
21 Penn Plaza - 360 West 31st Street, 8th Floor
New York, NY 10001-2727
TEL: 212 479 5400 FAX: 212 479 5444

CODE CONSULTANTS:
Construction Consulting Associates
100 Church Street
New York, NY 10007
TEL: 212 385 1818 FAX: 212 385 1911

CURTAINWALL CONSULTANT:
AJLP Consulting
40 Worth Street. Suite 826
New York, NY 10013
TEL: 212 757 5659 FAX: 646 219 8508

LANDMARK/PRESERVATION CONSULTANT:
Jan Hird Pokorny Associates, Inc.
39 West 37th Street, 12A
New York, NY 10018
TEL: 212 759 6462 FAX: 212 759 6540

No.	DESCRIPTION	DATE
1	ISSUED FOR SCHEMATIC DESIGN	04 APR 2014
2	ISSUED FOR DESIGN DEVELOPMENT	01 JUL 2014
3	ISSUED FOR BID ADDENDUM FOR ELECTRICAL	31 JUL 2014
4	CD PROGRESS ISSUE 1	15 OCT 2014
5	ISSUED FOR BID - PLUMBING	15 OCT 2014
6	DOB SUBMISSION	19 DEC 2014
7	CD PROGRESS ISSUE 3	09 MAR 2015
8	CD PROGRESS ISSUE 5	10 AUG 2015
9	DOB AMENDMENT 2	18 SEP 2015

0 4' - 0" 8' - 0" 16' - 0"

Discrepancies must be reported immediately to the Architect before proceeding. Only figured dimensions are to be used. Contractors must check all dimensions on site. This drawing is protected by copyright.

ALL DIMENSIONS ARE SHOWN IN IMPERIAL.

CONSULTANT:
AKF
ONE LIBERTY PLAZA, 165 BROADWAY, 22nd FLOOR
NEW YORK, NY 10006
T: 212.354.5656 F: 212.354.5668
Atlanta | Boston | Mexico City | Minneapolis | New York
Philadelphia | Houston | Dublin | Hartford | Stamford

PROJECT:

217 WEST 57TH STREET
NEW YORK, NY

DRAWING TITLE:

PLUMBING
68th FLOOR PLAN

SEAL & SIGNATURE:

DATE:	08/06/15
PROJECT No:	Y130747-000
DRAWN: JRD	REV:
CHK: JRD	9
SCALE: 1/8" = 1'-0"	
DWG No:	
P-155.01	
DOB PAGE No:	of

DOB EMPLOYEE STAMP:

DOB B-SCAN:

36" x 48" Arch E - SHEET SIZE
FILE NAME: C:\Revit Local Files\Y130747-000-AKF-BIS_MEP15-CENTRAL_jlangner.rvt
PLOT DATE: 9/18/2015 11:24 AM

DEPT OF BLDGS 121263426 Job Number
E3X7696TJ25 Scan Code

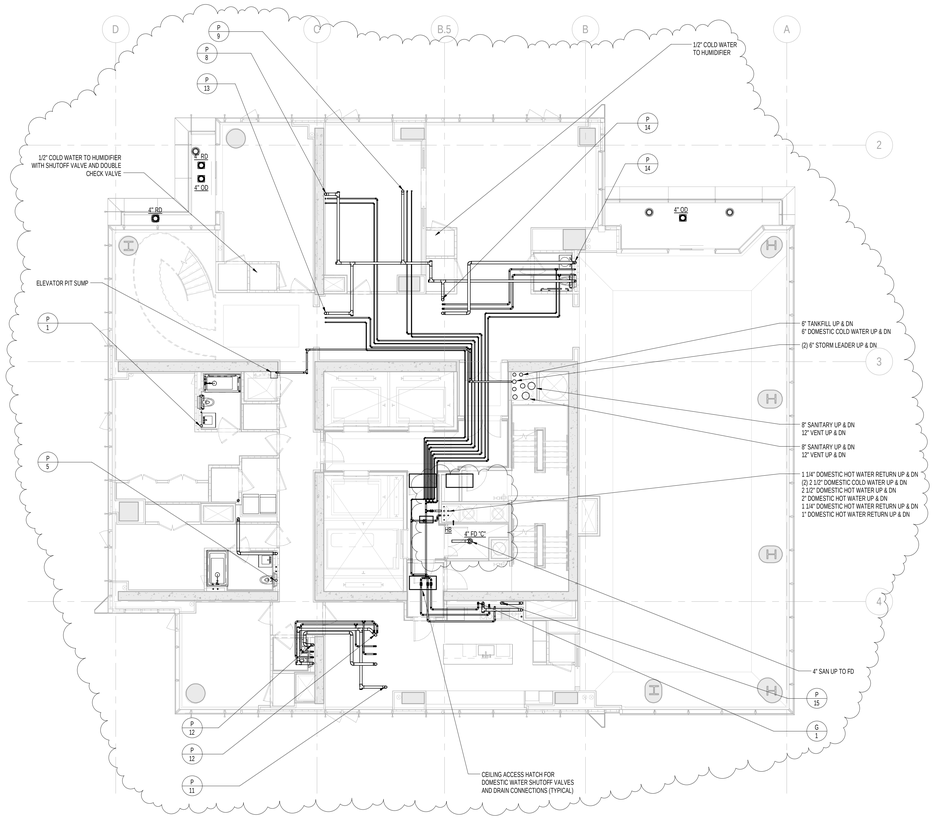

2 69th FLOOR PLAN
SCALE: 1/8" = 1'-0"

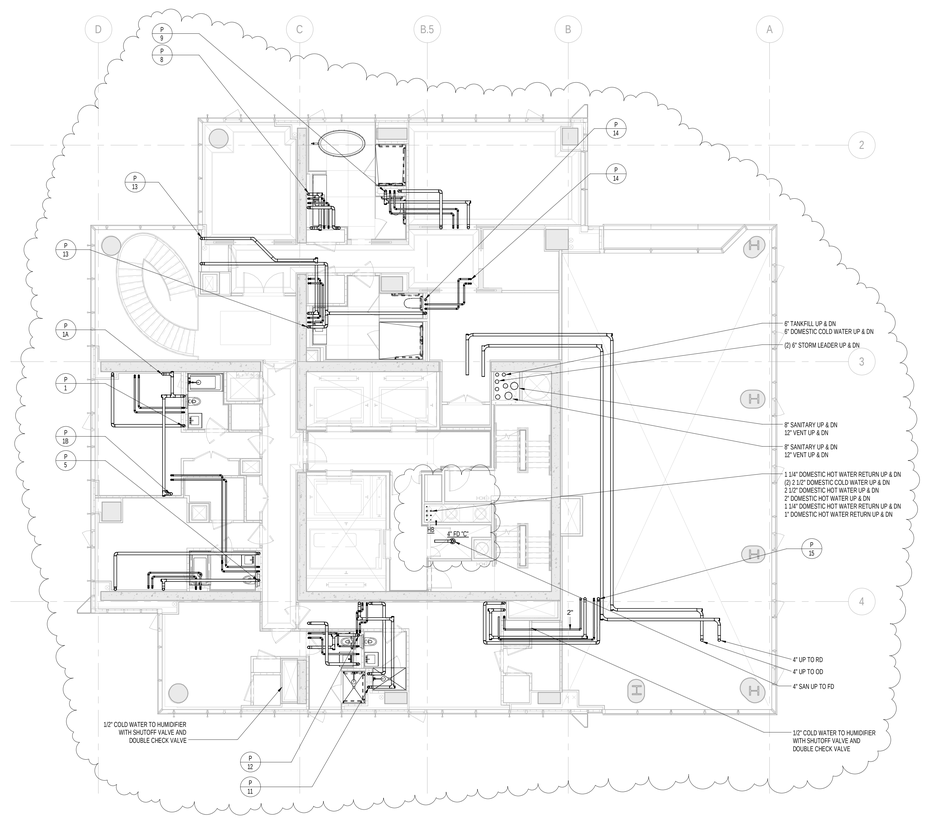

1 70th FLOOR PLAN
SCALE: 1/8" = 1'-0"

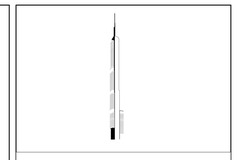

KEY PLAN:

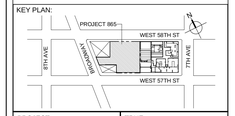

PROJECT NORTH

TRUE NORTH

DEVELOPER:
EXTELL DEVELOPMENT COMPANY
805 THIRD AVENUE, 7TH FLOOR
New York, NY 10022 USA
TEL: 212 712 6000 FAX: 212 712 6100

DESIGN ARCHITECT: Base Building Shell & Core
ADRIAN SMITH + GORDON GILL ARCHITECTURE
111 WEST MONROE STREET SUITE 2300
CHICAGO IL 60603
TEL: 312 920 1888 FAX: 312 920 1775

INTERIOR DESIGNER: Residential
Rottet Architecture and Design Studio, PLLC
298 Fifth Ave, 7th Floor
New York, NY 10001
TEL: 646 998 7000 FAX:

ARCHITECT OF RECORD:Base Building Shell, Core, & Residential
AAI ARCHITECTS, P.C.
401 Wellington St. W., 3rd Floor
Toronto, ON M5V 1E7 Canada
TEL: 416 967 1500 FAX: 416 967 7150

STRUCTURAL ENGINEERS:
WSP CANTOR SEINUK
228 EAST 45th Street
New York, NY 10017 USA
TEL: 212 687 9888 FAX: 646 487 5501

MEP ENGINEERS:
AKF GROUP
One Liberty Plaza, 165 Broadway, 22nd Floor
New York, NY 10006 USA
TEL: 212 354 5656 FAX: 212 354 5668

GEOTECHNICAL ENGINEERS:
Langan Engineering & Environmental Services
21 Penn Plaza - 360 West 31st Street, 8th Floor
New York, NY 10001-2727
TEL: 212 479 5400 FAX: 212 479 5444

CODE CONSULTANTS:
Construction Consulting Associates
100 Church Street
New York, NY 10007
TEL: 212 385 1818 FAX: 212 385 1911

CURTAINWALL CONSULTANT:
AJLP Consulting
40 Worth Street. Suite 826
New York, NY 10013
TEL: 212 757 5659 FAX: 646 219 8508

LANDMARK/PRESERVATION CONSULTANT:
Jan Hird Pokorny Associates, Inc.
39 West 37th Street, 12A
New York, NY 10018
TEL: 212 759 6462 FAX: 212 759 6540

No.	DESCRIPTION	DATE
1	ISSUED FOR SCHEMATIC DESIGN	04 APR 2014
2	ISSUED FOR DESIGN DEVELOPMENT	01 JUL 2014
3	ISSUED FOR DESIGN DEVELOPMENT	31 JUL 2014
4	CD PROGRESS ISSUE 1	15 OCT 2014
5	ISSUED FOR BID - PLUMBING	15 OCT 2014
6	DOB SUBMISSION	19 DEC 2014
7	CD PROGRESS ISSUE 3	09 MAR 2015
8	CD PROGRESS ISSUE 5	10 AUG 2015
9	DOB AMENDMENT 2	18 SEP 2015

0 4'-0" 8'-0" 16'-0"

Discrepancies must be reported immediately to the Architect before proceeding. Only figured dimensions are to be used. Contractors must check all dimensions on site. This drawing is protected by copyright.

ALL DIMENSIONS ARE SHOWN IN IMPERIAL.

CONSULTANT:
AKF
ONE LIBERTY PLAZA, 165 BROADWAY, 22nd FLOOR
NEW YORK, NY 10006
T: 212.354.5656 F: 212.354.5668
Arlington / Boston / Mexico City / Minneapolis / New York
Philadelphia / Houston / Tysons / Toronto / Zurich

PROJECT:

217 WEST 57TH STREET
NEW YORK, NY

DRAWING TITLE:

PLUMBING
69th and 70th FLOOR PLANS

SEAL & SIGNATURE:

STATE OF NEW YORK · DEPARTMENT OF BUILDINGS · PROFESSIONAL ENGINEER · JAN 2013

DATE:	04/04/14
PROJECT No:	Y130747-000
DRAWN: JRD	REV: 9
CHK: JRD	
SCALE: 1/8" = 1'-0"	
DWG No:	P-156.01
DOB PAGE No:	46 of 97

DOB EMPLOYEE STAMP:

DOB B-SCAN:

36" x 48" Arch E - SHEET SIZE
FILE NAME: C:\Revit Local Files\Y130747-000-AKF-865_MEP15-CENTRAL_jlangner.rvt
PLOT DATE: 9/18/2015 5:11:51 AM

DEPT OF BLDGS 121263635 Job Number
ES2A7205223 Scan Code

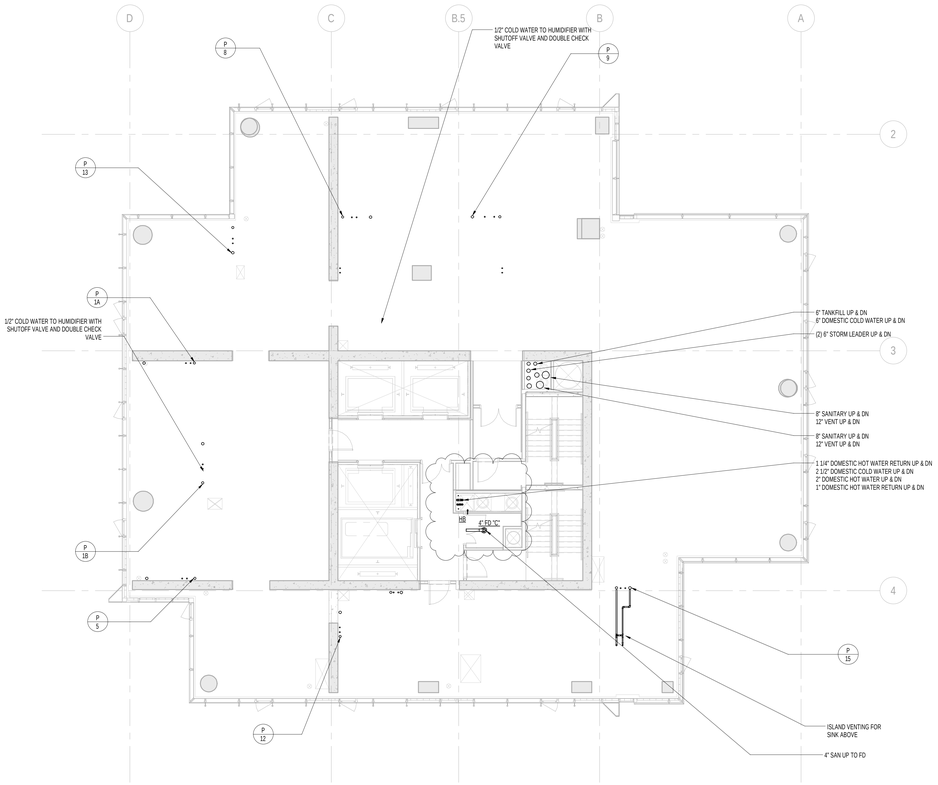

2 76th FLOOR PLAN
SCALE: 1/8" = 1'-0"

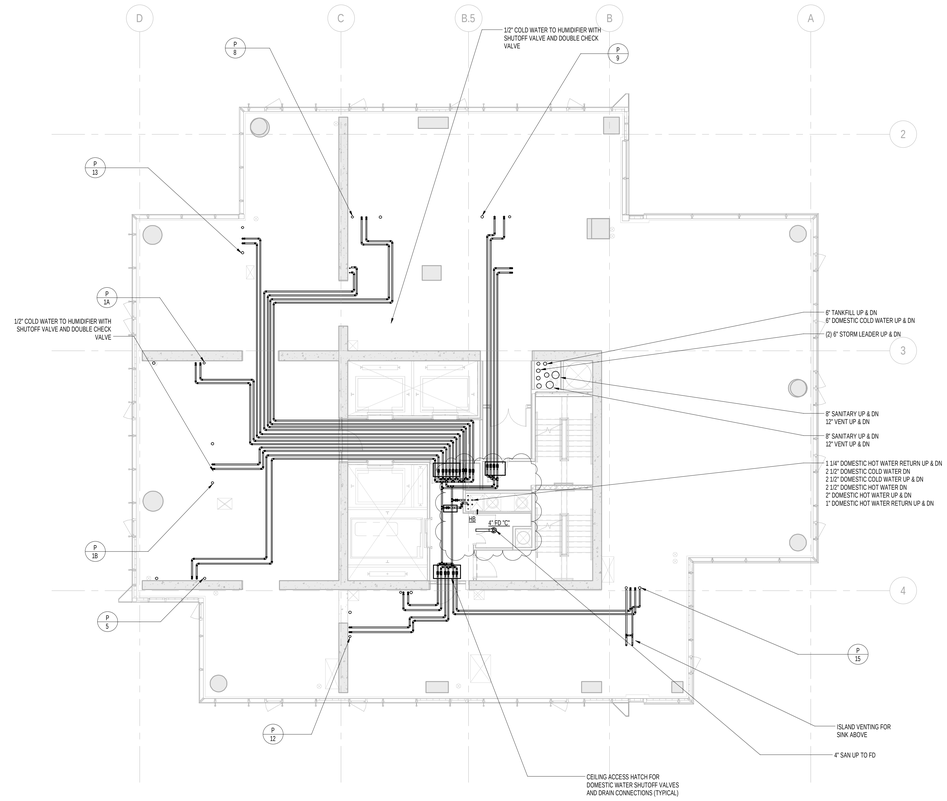

1 75th FLOOR PLAN
SCALE: 1/8" = 1'-0"



KEY PLAN:

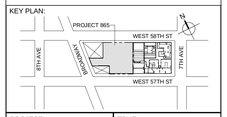

PROJECT NORTH

TRUE NORTH

DEVELOPER:
EXTELL DEVELOPMENT COMPANY
805 THIRD AVENUE, 7TH FLOOR
New York, NY 10022 USA
TEL: 212 712 6000 FAX: 212 712 6100

DESIGN ARCHITECT: Base Building Shell & Core
ADRIAN SMITH + GORDON GILL ARCHITECTURE
111 WEST MONROE STREET SUITE 2300
CHICAGO IL 60603
TEL: 312 920 1888 FAX: 312 920 1775

INTERIOR DESIGNER: Residential
Rottet Architecture and Design Studio, PLLC
298 Fifth Ave, 7th Floor
New York, NY 10001
TEL: 646 998 7000 FAX:

ARCHITECT OF RECORD:Base Building Shell, Core, & Residential
AAI ARCHITECTS, P.C.
401 Wellington St. W., 3rd Floor
Toronto, ON M5V 1E7 Canada
TEL: 416 967 1500 FAX: 416 967 7150

STRUCTURAL ENGINEERS:
WSP CANTOR SEINUK
228 EAST 45th Street
New York, NY 10017 USA
TEL: 212 687 9888 FAX: 646 487 5501

MEP ENGINEERS:
AKF GROUP
One Liberty Plaza, 165 Broadway, 22nd Floor
New York, NY 10006 USA
TEL: 212 354 5656 FAX: 212 354 5668

GEOTECHNICAL ENGINEERS:
Langan Engineering & Environmental Services
21 Penn Plaza - 360 West 31st Street, 8th Floor
New York, NY 10001-2727
TEL: 212 479 5400 FAX: 212 479 5444

CODE CONSULTANTS:
Construction Consulting Associates
100 Church Street
New York, NY 10007
TEL: 212 385 1818 FAX: 212 385 1911

CURTAINWALL CONSULTANT:
AJLP Consulting
40 Worth Street, Suite 826
New York, NY 10013
TEL: 212 757 5659 FAX: 646 219 8508

LANDMARK/PRESERVATION CONSULTANT:
Jan Hird Pokorny Associates, Inc.
39 West 37th Street, 12A
New York, NY 10018
TEL: 212 759 6462 FAX: 212 759 6540

No.	DESCRIPTION	DATE
1	ISSUED FOR SCHEMATIC DESIGN	04 APR 2014
2	ISSUED FOR DESIGN DEVELOPMENT	01 JUL 2014
3	ISSUED FOR DESIGN DEVELOPMENT	31 JUL 2014
4	CD PROGRESS ISSUE 1	15 OCT 2014
5	ISSUED FOR BID - PLUMBING	15 OCT 2014
6	DOB SUBMISSION	19 DEC 2014
7	CD PROGRESS ISSUE 3	09 MAR 2015
8	CD PROGRESS ISSUE 5	10 AUG 2015
9	DOB AMENDMENT 2	18 SEP 2015

0 4'-0" 8'-0" 16'-0"

Discrepancies must be reported immediately to the Architect before proceeding. Only figured dimensions are to be used. Contractors must check all dimensions on site. This drawing is protected by copyright.

ALL DIMENSIONS ARE SHOWN IN IMPERIAL.

CONSULTANT:
AKF
ONE LIBERTY PLAZA, 165 BROADWAY, 22nd FLOOR
NEW YORK, NY 10006
T: 212.354.5656 F: 212.354.5668
Chicago / Denver / Mexico City / Minneapolis / New York
Philadelphia / Houston / Tonka / Toronto / Zapopan

PROJECT:
217 WEST 57TH STREET
NEW YORK, NY

DRAWING TITLE:
PLUMBING
75th and 76th FLOOR PLANS

SEAL & SIGNATURE:

STATE OF NEW YORK · DEPARTMENT OF HOUSING & COMMUNITY RENEWAL · PROFESSIONAL ENGINEER · JAN 2013

DATE:	04/04/14
PROJECT No:	Y130747-000
DRAWN: JRD	REV:
CHK: JRD	9
SCALE: 1/8" = 1'-0"	
DWG No:	
P-159.01	
DOB PAGE No:	48 of 97

DOB EMPLOYEE STAMP:

DOB B-SCAN:

36" x 48" Arch E - SHEET SIZE
FILE NAME: C:\Revit Local Files\Y130747-000-AKF-865_MEP15-CENTRAL_jlangner.rvt
PLOT DATE: 9/18/2015 5:12:34 AM

DEPT OF BLDGS 121263525 Job Number
E3810494276 Scan Code

36" x 48" Arch E SHEET SIZE

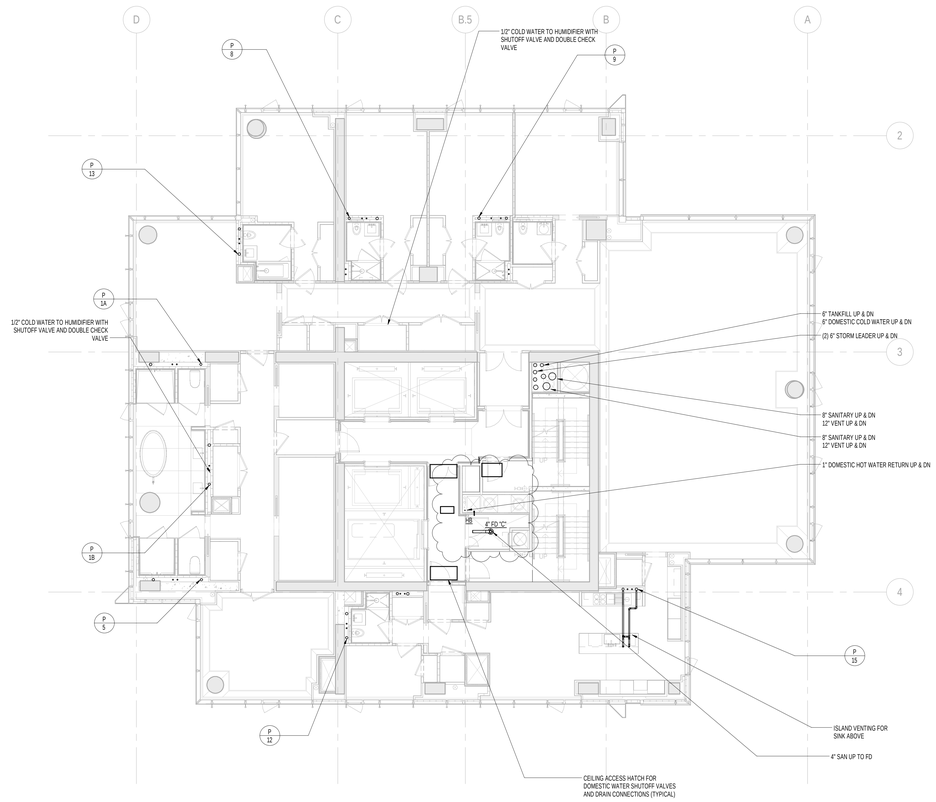

1 83rd FLOOR PLAN
SCALE: 1/8" = 1'-0"

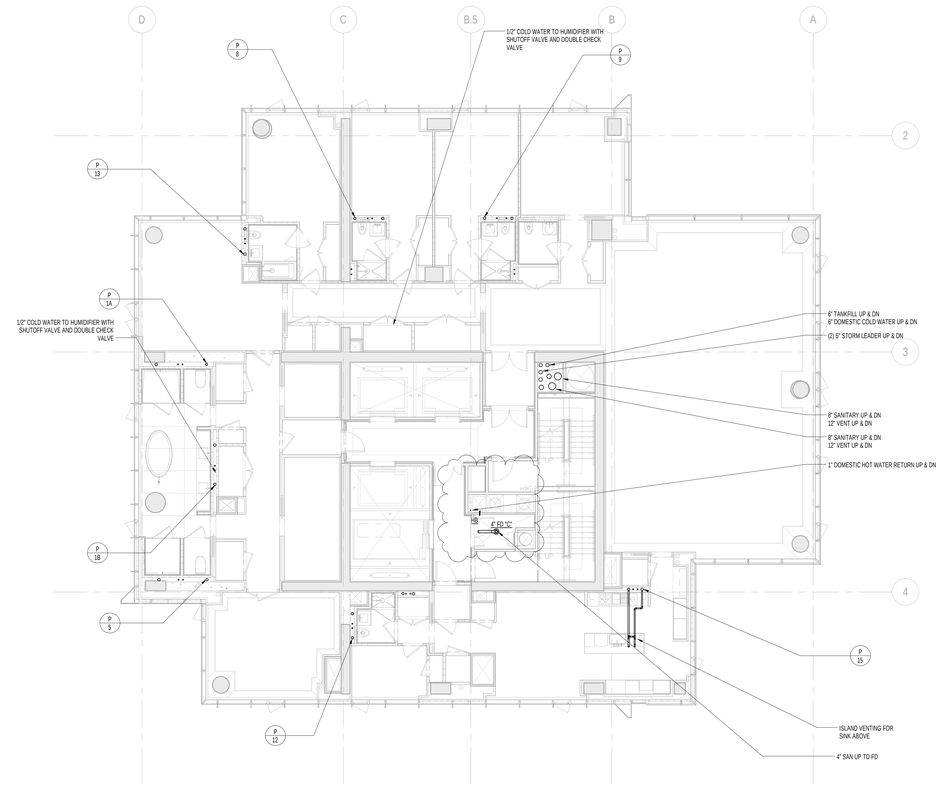

2 84th FLOOR PLAN
SCALE: 1/8" = 1'-0"

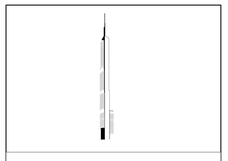

KEY PLAN:

PROJECT NORTH

TRUE NORTH

DEVELOPER:
EXTELL DEVELOPMENT COMPANY
805 THIRD AVENUE, 7TH FLOOR
New York, NY 10022 USA
TEL: 212 712 6000 FAX: 212 712 6100

DESIGN ARCHITECT: Base Building Shell & Core
ADRIAN SMITH + GORDON GILL ARCHITECTURE
111 WEST MONROE STREET SUITE 2300
CHICAGO IL 60603
TEL: 312 920 1888 FAX: 312 920 1775

INTERIOR DESIGNER: Residential
Rottet Architecture and Design Studio, PLLC
298 Fifth Ave, 7th Floor
New York, NY 10001
TEL: 646 998 7000 FAX:

ARCHITECT OF RECORD:Base Building Shell, Core, & Residential
AAI ARCHITECTS, P.C.
401 Wellington St. W., 3rd Floor
Toronto, ON M5V 1E7 Canada
TEL: 416 967 1500 FAX: 416 967 7150

STRUCTURAL ENGINEERS:
WSP CANTOR SEINUK
228 EAST 45th Street
New York, NY 10017 USA
TEL: 212 687 9888 FAX: 646 487 5501

MEP ENGINEERS:
AKF GROUP
One Liberty Plaza, 165 Broadway, 22nd Floor
New York, NY 10006 USA
TEL: 212 354 5656 FAX: 212 354 5668

GEOTECHNICAL ENGINEERS:
Langan Engineering & Environmental Services
21 Penn Plaza - 360 West 31st Street, 8th Floor
New York, NY 10001-2727
TEL: 212 479 5400 FAX: 212 479 5444

CODE CONSULTANTS:
Construction Consulting Associates
100 Church Street
New York, NY 10007
TEL: 212 385 1818 FAX: 212 385 1911

CURTAINWALL CONSULTANT:
AJLP Consulting
40 Worth Street. Suite 826
New York, NY 10013
TEL: 212 757 5659 FAX: 646 219 8508

LANDMARK/PRESERVATION CONSULTANT:
Jan Hird Pokorny Associates, Inc.
39 West 37th Street, 12A
New York, NY 10018
TEL: 212 759 6462 FAX: 212 759 6540

No.	DESCRIPTION	DATE
1	ISSUED FOR SCHEMATIC DESIGN	04 APR 2014
2	ISSUED FOR DESIGN DEVELOPMENT	01 JUL 2014
3	ISSUED FOR DESIGN DEVELOPMENT	31 JUL 2014
4	CD PROGRESS ISSUE 1	15 OCT 2014
5	ISSUED FOR BID - PLUMBING	15 OCT 2014
6	DOB SUBMISSION	19 DEC 2014
7	CD PROGRESS ISSUE 3	09 MAR 2015
8	DOB AMENDMENT 2	18 SEP 2015

0 4'-0" 8'-0" 16'-0"

Discrepancies must be reported immediately to the Architect before proceeding. Only figured dimensions are to be used. Contractors must check all dimensions on site. This drawing is protected by copyright.

ALL DIMENSIONS ARE SHOWN IN IMPERIAL.

CONSULTANT:
AKF
ONE LIBERTY PLAZA, 165 BROADWAY, 22nd FLOOR
NEW YORK, NY 10006
T: 212.354.5656 F: 212.354.5668
Arlington / Boston / Mexico City / Minneapolis / New York
Philadelphia / Princeton / Florida / Rochester / Stamford

PROJECT:

217 WEST 57TH STREET
NEW YORK, NY

DRAWING TITLE:

PLUMBING
83rd and 84th FLOOR PLANS

SEAL & SIGNATURE:

STATE OF NEW YORK · JAMES R. HIRD · 035135 · PROFESSIONAL ENGINEER

DATE:	04/04/14
PROJECT No:	Y130747-000
DRAWN: JRD	REV:
CHK: JRD	8
SCALE: 1/8" = 1'-0"	
DWG No:	
P-163.01	
DOB PAGE No:	50 of 97

DOB EMPLOYEE STAMP:

DOB B-SCAN:

FILE NAME: C:\Users\Local Files\Y130747-000-AKF-865_MEP15-CENTRAL_jamgmar.rvt
PLOT DATE: 9/18/2015 5:13:18 AM

DEPT OF BLDGS Job Number 421263625 Job Number
E3507197488B Scan Code

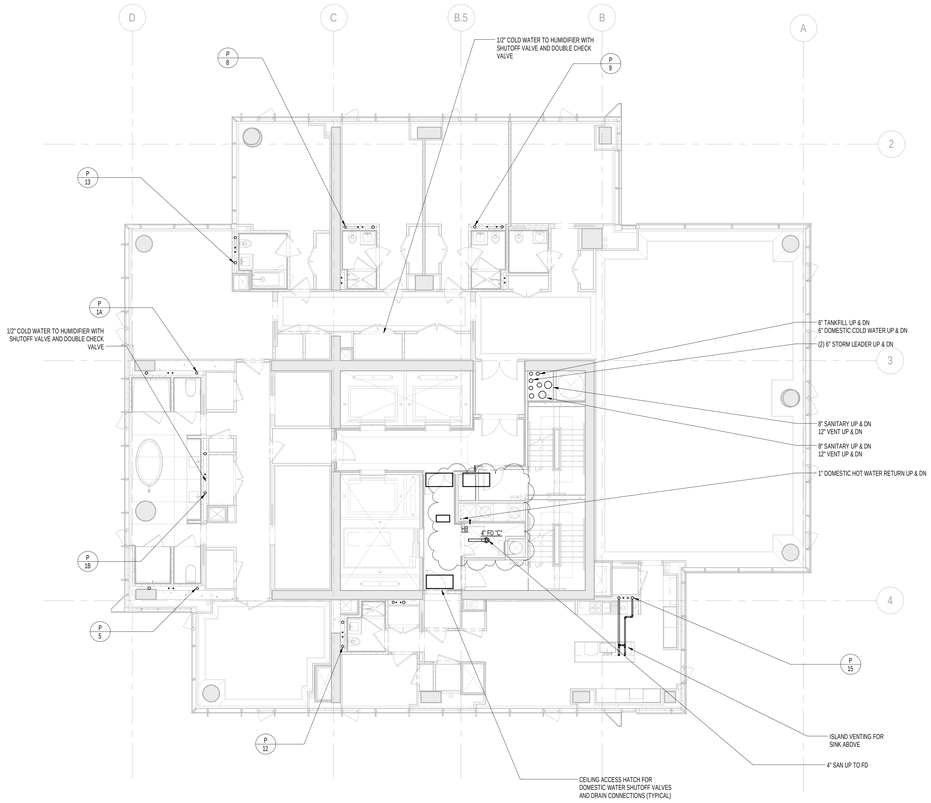

1 85th FLOOR PLAN
SCALE: 1/8" = 1'-0"

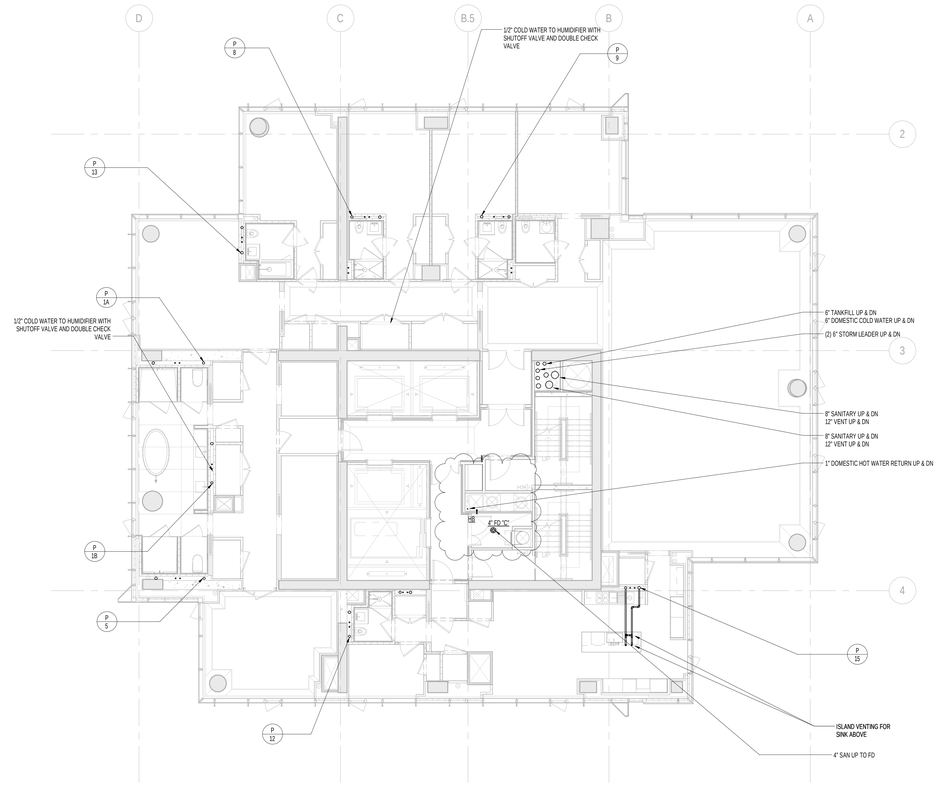

2 86th FLOOR PLAN
SCALE: 1/8" = 1'-0"

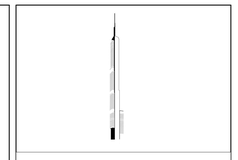

KEY PLAN:

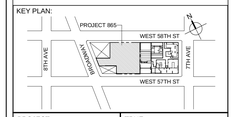

PROJECT NORTH

TRUE NORTH

DEVELOPER:
EXTELL DEVELOPMENT COMPANY
805 THIRD AVENUE, 7TH FLOOR
New York, NY 10022 USA
TEL: 212 712 6000 FAX: 212 712 6100

DESIGN ARCHITECT: Base Building Shell & Core
ADRIAN SMITH + GORDON GILL ARCHITECTURE
111 WEST MONROE STREET SUITE 2300
CHICAGO IL 60603
TEL: 312 920 1888 FAX: 312 920 1775

INTERIOR DESIGNER: Residential
Rottet Architecture and Design Studio, PLLC
298 Fifth Ave, 7th Floor
New York, NY 10001
TEL: 646 998 7000 FAX:

ARCHITECT OF RECORD:Base Building Shell, Core, & Residential
AAI ARCHITECTS, P.C.
401 Wellington St. W., 3rd Floor
Toronto, ON M5V 1E7 Canada
TEL: 416 967 1500 FAX: 416 967 7150

STRUCTURAL ENGINEERS:
WSP CANTOR SEINUK
228 EAST 45th Street
New York, NY 10017 USA
TEL: 212 687 9888 FAX: 646 487 5501

MEP ENGINEERS:
AKF GROUP
One Liberty Plaza, 165 Broadway, 22nd Floor
New York, NY 10006 USA
TEL: 212 354 5656 FAX: 212 354 5668

GEOTECHNICAL ENGINEERS:
Langan Engineering & Environmental Services
21 Penn Plaza - 360 West 31st Street, 8th Floor
New York, NY 10001-2727
TEL: 212 479 5400 FAX: 212 479 5444

CODE CONSULTANTS:
Construction Consulting Associates
100 Church Street
New York, NY 10007
TEL: 212 385 1818 FAX: 212 385 1911

CURTAINWALL CONSULTANT:
AJLP Consulting
40 Worth Street, Suite 826
New York, NY 10013
TEL: 212 757 5659 FAX: 646 219 8508

LANDMARK/PRESERVATION CONSULTANT:
Jan Hird Pokorny Associates, Inc.
39 West 37th Street, 12A
New York, NY 10018
TEL: 212 759 6462 FAX: 212 759 6540

No.	DESCRIPTION	DATE
1	ISSUED FOR SCHEMATIC DESIGN	04 APR 2014
2	ISSUED FOR DESIGN DEVELOPMENT	01 JUL 2014
3	ISSUED FOR DESIGN DEVELOPMENT	31 JUL 2014
4	CD PROGRESS ISSUE 1	15 OCT 2014
5	ISSUED FOR BID - PLUMBING	15 OCT 2014
6	DOB SUBMISSION	19 DEC 2014
7	CD PROGRESS ISSUE 3	09 MAR 2015
8	DOB AMENDMENT 2	18 SEP 2015

0 4'-0" 8'-0" 16'-0"

Discrepancies must be reported immediately to the Architect before proceeding. Only figured dimensions are to be used. Contractors must check all dimensions on site. This drawing is protected by copyright.

ALL DIMENSIONS ARE SHOWN IN IMPERIAL.

CONSULTANT:
AKF
ONE LIBERTY PLAZA, 165 BROADWAY, 22nd FLOOR
NEW YORK, NY 10006
T: 212.354.5656 F: 212.354.5668
Arlington / Boston / Kansas City / Minneapolis / New York
Philadelphia / Princeton / Pueblo / Rochester / Stamford

PROJECT:
217 WEST 57TH STREET
NEW YORK, NY

DRAWING TITLE:
PLUMBING
85th and 86th FLOOR PLANS

SEAL & SIGNATURE:



DATE:	04/04/14
PROJECT No:	Y130747-000
DRAWN: JRD	REV:
CHK: JRD	8
SCALE: 1/8" = 1'-0"	
DWG No:	
P-164.01	
DOB PAGE No: 51 of 97	

DOB EMPLOYEE STAMP:

DOB B-SCAN:

36" x 48" Arch E - SHEET SIZE

FILE NAME: C:\Revit Local Files\Y130747-000-AKF-865_MEP15-CENTRAL_jlangner.rvt
PLOT DATE: 9/18/2015 5:13:35 AM

DEPT OF BLDGS 121263425 Job Number
E257026892PS Scan Code

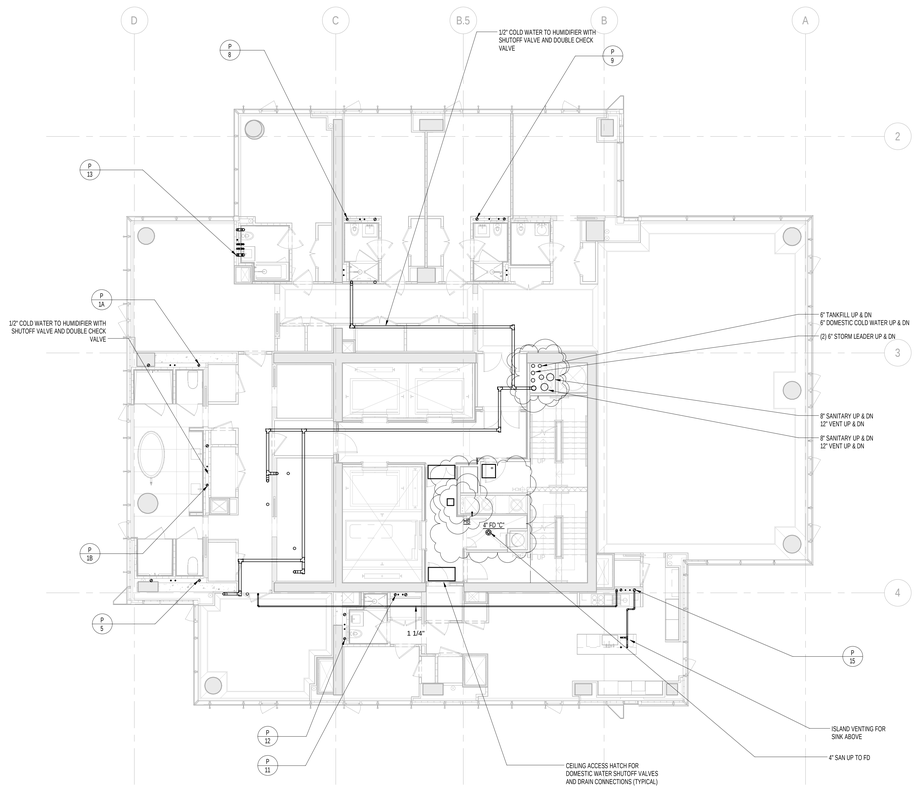

2 88th FLOOR PLAN
SCALE: 1/8" = 1'-0"

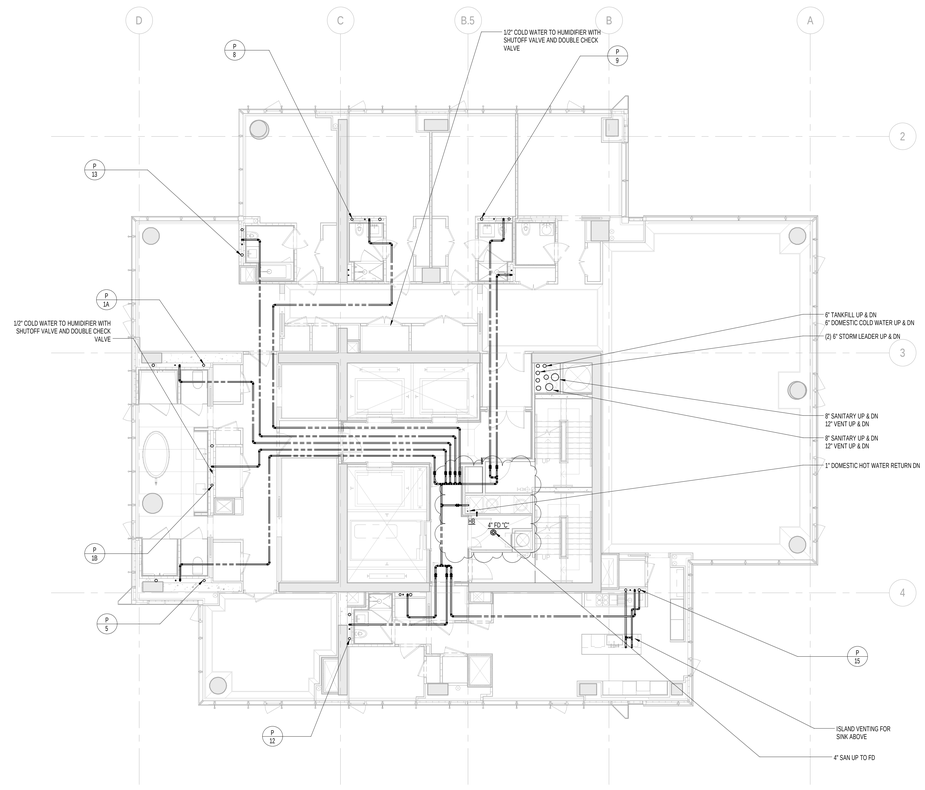

1 87th FLOOR PLAN
SCALE: 1/8" = 1'-0"

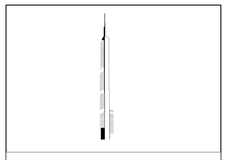

KEY PLAN:

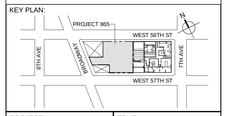

PROJECT NORTH

TRUE NORTH

DEVELOPER:
EXTELL DEVELOPMENT COMPANY
805 THIRD AVENUE, 7TH FLOOR
New York, NY 10022 USA
TEL: 212 712 6000 FAX: 212 712 6100

DESIGN ARCHITECT: Base Building Shell & Core
ADRIAN SMITH + GORDON GILL ARCHITECTURE
111 WEST MONROE STREET SUITE 2300
CHICAGO IL 60603
TEL: 312 920 1888 FAX: 312 920 1775

INTERIOR DESIGNER: Residential
Rottet Architecture and Design Studio, PLLC
298 Fifth Ave, 7th Floor
New York, NY 10001
TEL: 646 998 7000 FAX:

ARCHITECT OF RECORD:Base Building Shell, Core, & Residential
AAI ARCHITECTS, P.C.
401 Wellington St. W., 3rd Floor
Toronto, ON M5V 1E7 Canada
TEL: 416 967 1500 FAX: 416 967 7150

STRUCTURAL ENGINEERS:
WSP CANTOR SEINUK
228 EAST 45th Street
New York, NY 10017 USA
TEL: 212 687 9888 FAX: 646 487 5501

MEP ENGINEERS:
AKF GROUP
One Liberty Plaza, 165 Broadway, 22nd Floor
New York, NY 10006 USA
TEL: 212 354 5656 FAX: 212 354 5668

GEOTECHNICAL ENGINEERS:
Langan Engineering & Environmental Services
21 Penn Plaza - 360 West 31st Street, 8th Floor
New York, NY 10001-2727
TEL: 212 479 5400 FAX: 212 479 5444

CODE CONSULTANTS:
Construction Consulting Associates
100 Church Street
New York, NY 10007
TEL: 212 385 1818 FAX: 212 385 1911

CURTAINWALL CONSULTANT:
AJLP Consulting
40 Worth Street. Suite 826
New York, NY 10013
TEL: 212 757 5659 FAX: 646 219 8508

LANDMARK/PRESERVATION CONSULTANT:
Jan Hird Pokorny Associates, Inc.
39 West 37th Street, 12A
New York, NY 10018
TEL: 212 759 6462 FAX: 212 759 6540

No.	DESCRIPTION	DATE
1	CD PROGRESS ISSUE 1	15 OCT 2014
2	ISSUED FOR BID - PLUMBING	15 OCT 2014
3	DOB SUBMISSION	19 DEC 2014
4	CD PROGRESS ISSUE 3	09 MAR 2015
5	CD PROGRESS ISSUE 5	10 AUG 2015
6	DOB AMENDMENT 2	18 SEP 2015

0 4'-0" 8'-0" 16'-0"

Discrepancies must be reported immediately to the Architect before proceeding. Only figured dimensions are to be used. Contractors must check all dimensions on site. This drawing is protected by copyright.

ALL DIMENSIONS ARE SHOWN IN IMPERIAL.

CONSULTANT:
AKF
ONE LIBERTY PLAZA, 165 BROADWAY, 22nd FLOOR
NEW YORK, NY 10006
T: 212.354.5656 F: 212.354.5668
Philadelphia • Los Angeles • Chicago • Dallas • Houston • Seattle

PROJECT:
217 WEST 57TH STREET
NEW YORK, NY

DRAWING TITLE:
PLUMBING
87th and 88th FLOOR PLANS

SEAL & SIGNATURE:

DATE:	10/15/14
PROJECT No:	Y130747-000
DRAWN: JRD	REV: 6
CHK: JRD	
SCALE: 1/8" = 1'-0"	
DWG No:	**P-165.01**
DOB PAGE No:	52 of 97

DOB EMPLOYEE STAMP:

DOB B-SCAN:

36" x 48" Arch E - SHEET SIZE
FILE NAME: C:\Revit Local Files\Y130747-000-ANT-865_MEP15-CENTRAL_jlangner.rvt
PLOT DATE: 9/18/2015 5:15:58 AM

DEPT OF BLDGS 421208305 Job Number
E562150763 Scan Code

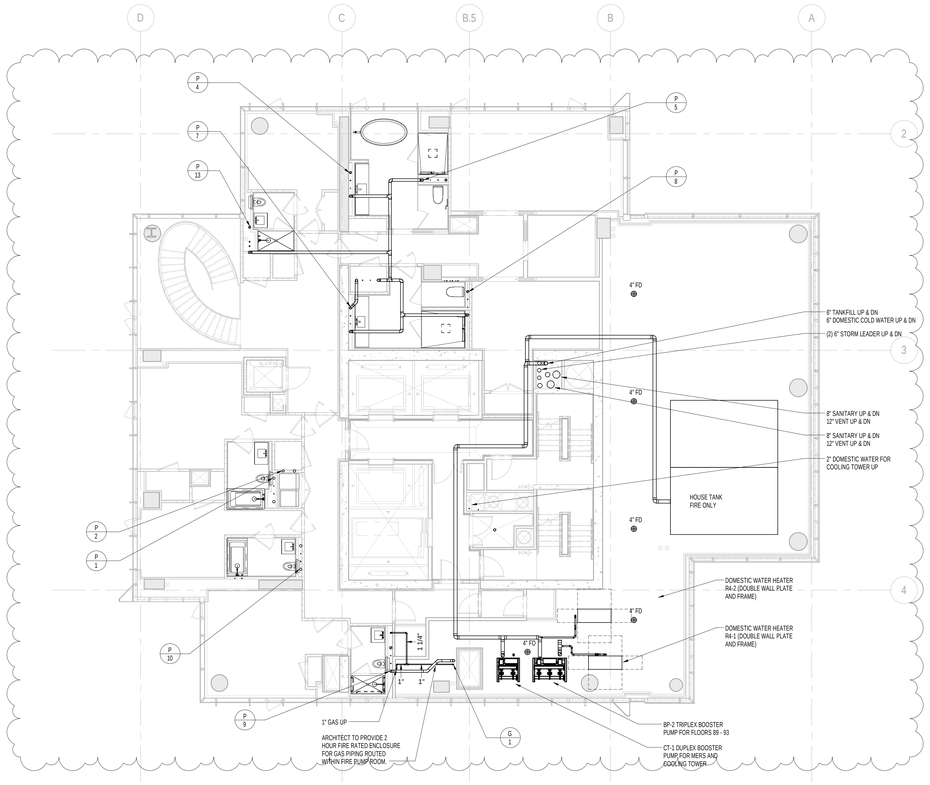

2 90th FLOOR PLAN
SCALE: 1/8" = 1'-0"

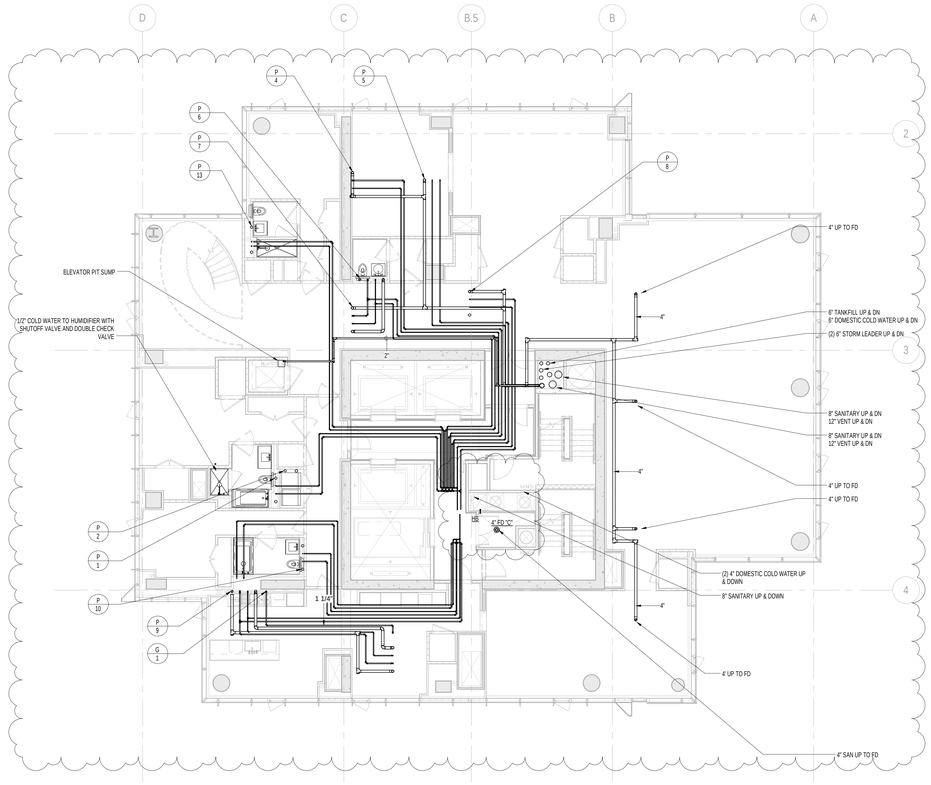

1 89th FLOOR PLAN
SCALE: 1/8" = 1'-0"

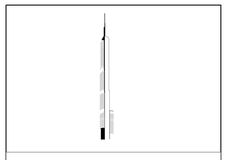

KEY PLAN:

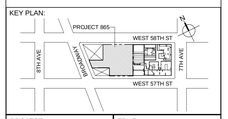

PROJECT NORTH

TRUE NORTH

DEVELOPER:
EXTELL DEVELOPMENT COMPANY
805 THIRD AVENUE, 7TH FLOOR
New York, NY 10022 USA
TEL: 212 712 6000 FAX: 212 712 6100

DESIGN ARCHITECT: Base Building Shell & Core
ADRIAN SMITH + GORDON GILL ARCHITECTURE
111 WEST MONROE STREET SUITE 2300
CHICAGO IL 60603
TEL: 312 920 1888 FAX: 312 920 1775

INTERIOR DESIGNER: Residential
Rottet Architecture and Design Studio, PLLC
298 Fifth Ave, 7th Floor
New York, NY 10001
TEL: 646 998 7000 FAX:

ARCHITECT OF RECORD:Base Building Shell, Core, & Residential
AAI ARCHITECTS, P.C.
401 Wellington St. W., 3rd Floor
Toronto, ON M5V 1E7 Canada
TEL: 416 967 1500 FAX: 416 967 7150

STRUCTURAL ENGINEERS:
WSP CANTOR SEINUK
228 EAST 45th Street
New York, NY 10017 USA
TEL: 212 687 9888 FAX: 646 487 5501

MEP ENGINEERS:
AKF GROUP
One Liberty Plaza, 165 Broadway, 22nd Floor
New York, NY 10006 USA
TEL: 212 354 5656 FAX: 212 354 5668

GEOTECHNICAL ENGINEERS:
Langan Engineering & Environmental Services
21 Penn Plaza - 360 West 31st Street, 8th Floor
New York, NY 10001-2727
TEL: 212 479 5400 FAX: 212 479 5444

CODE CONSULTANTS:
Construction Consulting Associates
100 Church Street
New York, NY 10007
TEL: 212 385 1818 FAX: 212 385 1911

CURTAINWALL CONSULTANT:
AJLP Consulting
40 Worth Street, Suite 826
New York, NY 10013
TEL: 212 757 5659 FAX: 646 219 8508

LANDMARK/PRESERVATION CONSULTANT:
Jan Hird Pokorny Associates, Inc.
39 West 37th Street, 12A
New York, NY 10018
TEL: 212 759 6462 FAX: 212 759 6540

No.	DESCRIPTION	DATE
1	ISSUED FOR SCHEMATIC DESIGN	04 APR 2014
2	ISSUED FOR DESIGN DEVELOPMENT	01 JUL 2014
3	ISSUED FOR DESIGN DEVELOPMENT	31 JUL 2014
4	CD PROGRESS ISSUE 1	15 OCT 2014
5	ISSUED FOR BID - PLUMBING	15 OCT 2014
6	DOB SUBMISSION	19 DEC 2014
7	CD PROGRESS ISSUE 3	09 MAR 2015
8	CD PROGRESS ISSUE 5	10 AUG 2015
9	DOB AMENDMENT 2	18 SEP 2015

0 4'-0" 8'-0" 16'-0"

Discrepancies must be reported immediately to the Architect before proceeding. Only figured dimensions are to be used. Contractors must check all dimensions on site. This drawing is protected by copyright.

ALL DIMENSIONS ARE SHOWN IN IMPERIAL.

CONSULTANT:
AKF
ONE LIBERTY PLAZA, 165 BROADWAY, 22nd FLOOR
NEW YORK, NY 10006
T: 212.354.5656 F: 212.354.5668
Arlington / Boston / Mexico City / Minneapolis / New York
Philadelphia / Princeton / Puebla / Rochester / Stamford

PROJECT:

217 WEST 57TH STREET
NEW YORK, NY

DRAWING TITLE:

PLUMBING
89th and 90th FLOOR PLANS

SEAL & SIGNATURE:

STATE OF NEW YORK · JAYSHREE N. MODI · 081 097139 · LICENSED PROFESSIONAL ENGINEER

DATE:	04/04/14
PROJECT No:	Y130747-000
DRAWN: JRD	REV.: 9
CHK: JRD	
SCALE: 1/8" = 1'-0"	
DWG No:	P-166.01
DOB PAGE No:	53 of 97

DOB EMPLOYEE STAMP:

DOB B-SCAN:

36" x 48" Arch E - SHEET SIZE
FILE NAME: C:\Revit Local Files\Y130747-000-AKF-865_MEP15-CENTRAL_jlangner.rvt
PLOT DATE: 9/19/2015 1:14:22 AM

DEPT OF BLDGS 121326505 Job Number
E5070641436 Scan Code

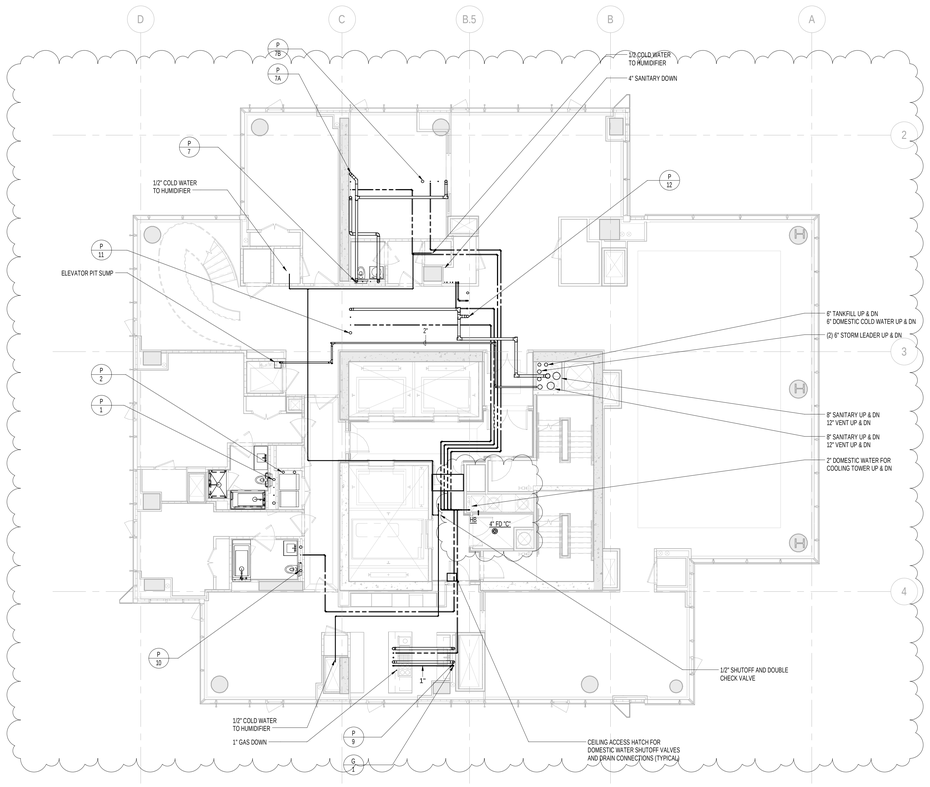

2 91st FLOOR PLAN
SCALE: 1/8" = 1'-0"

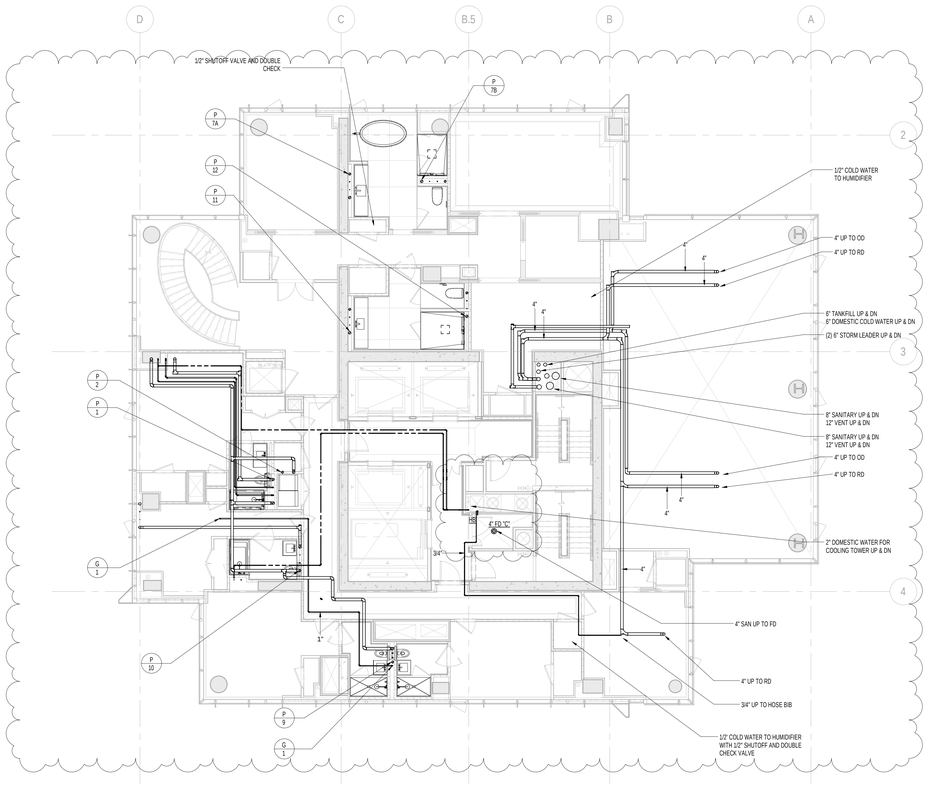

1 92nd FLOOR PLAN
SCALE: 1/8" = 1'-0"

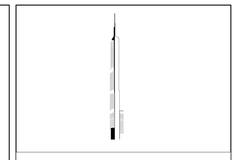

KEY PLAN:

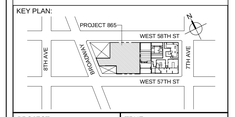

PROJECT NORTH

TRUE NORTH

DEVELOPER:
EXTELL DEVELOPMENT COMPANY
805 THIRD AVENUE, 7TH FLOOR
New York, NY 10022 USA
TEL: 212 712 6000 FAX: 212 712 6100

DESIGN ARCHITECT: Base Building Shell & Core
ADRIAN SMITH + GORDON GILL ARCHITECTURE
111 WEST MONROE STREET SUITE 2300
CHICAGO IL 60603
TEL: 312 920 1888 FAX: 312 920 1775

INTERIOR DESIGNER: Residential
Rottet Architecture and Design Studio, PLLC
298 Fifth Ave, 7th Floor
New York, NY 10001
TEL: 646 998 7000 FAX:

ARCHITECT OF RECORD:Base Building Shell, Core, & Residential
AAI ARCHITECTS, P.C.
401 Wellington St. W., 3rd Floor
Toronto, ON M5V 1E7 Canada
TEL: 416 967 1500 FAX: 416 967 7150

STRUCTURAL ENGINEERS:
WSP CANTOR SEINUK
228 EAST 45th Street
New York, NY 10017 USA
TEL: 212 687 9888 FAX: 646 487 5501

MEP ENGINEERS:
AKF GROUP
One Liberty Plaza, 165 Broadway, 22nd Floor
New York, NY 10006 USA
TEL: 212 354 5656 FAX: 212 354 5668

GEOTECHNICAL ENGINEERS:
Langan Engineering & Environmental Services
21 Penn Plaza - 360 West 31st Street, 8th Floor
New York, NY 10001-2727
TEL: 212 479 5400 FAX: 212 479 5444

CODE CONSULTANTS:
Construction Consulting Associates
100 Church Street
New York, NY 10007
TEL: 212 385 1818 FAX: 212 385 1911

CURTAINWALL CONSULTANT:
AJLP Consulting
40 Worth Street. Suite 826
New York, NY 10013
TEL: 212 757 5659 FAX: 646 219 8508

LANDMARK/PRESERVATION CONSULTANT:
Jan Hird Pokorny Associates, Inc.
39 West 37th Street, 12A
New York, NY 10018
TEL: 212 759 6462 FAX: 212 759 6540

No.	DESCRIPTION	DATE
1	ISSUED FOR SCHEMATIC DESIGN	04 APR 2014
2	ISSUED FOR DESIGN DEVELOPMENT	01 JUL 2014
3	ISSUED FOR DESIGN DEVELOPMENT	31 JUL 2014
4	CD PROGRESS ISSUE 1	15 OCT 2014
5	ISSUED FOR BID - PLUMBING	15 OCT 2014
6	DOB SUBMISSION	19 DEC 2014
7	CD PROGRESS ISSUE 3	09 MAR 2015
8	CD PROGRESS ISSUE 5	10 AUG 2015
9	DOB AMENDMENT 2	18 SEP 2015

0 4'-0" 8'-0" 16'-0"

Discrepancies must be reported immediately to the Architect before proceeding. Only figured dimensions are to be used. Contractors must check all dimensions on site. This drawing is protected by copyright.

ALL DIMENSIONS ARE SHOWN IN IMPERIAL.

CONSULTANT:
AKF
ONE LIBERTY PLAZA, 165 BROADWAY, 22nd FLOOR
NEW YORK, NY 10006
T: 212.354.5656 F: 212.354.5668
Arlington / Boston / Mexico City / Minneapolis / New York
Philadelphia / Houston / Tonka / Toronto / Zaandam

PROJECT:

217 WEST 57TH STREET
NEW YORK, NY

DRAWING TITLE:

PLUMBING
91st and 92nd FLOOR PLANS

SEAL & SIGNATURE:

STATE OF NEW YORK · DEPARTMENT OF HOUSING & COMMUNITY RENEWAL · PROFESSIONAL ENGINEER · No. 075131

DATE:	04/04/14
PROJECT No:	Y130747-000
DRAWN: JRD	REV:
CHK: JRD	9
SCALE: 1/8" = 1'-0"	
DWG No:	
P-167.01	
DOB PAGE No:	54 of 97

DOB EMPLOYEE STAMP:

DOB B-SCAN:

36" x 48" Arch E - SHEET SIZE
FILE NAME: C:\Revit Local Files\Y130747-000-AKF-865_MEP15-CENTRAL_jlangner.rvt
PLOT DATE: 9/18/2015 5:14:47 AM

DEPT OF BLDGS 121263625 Job Number
E301406620025 Scan Code

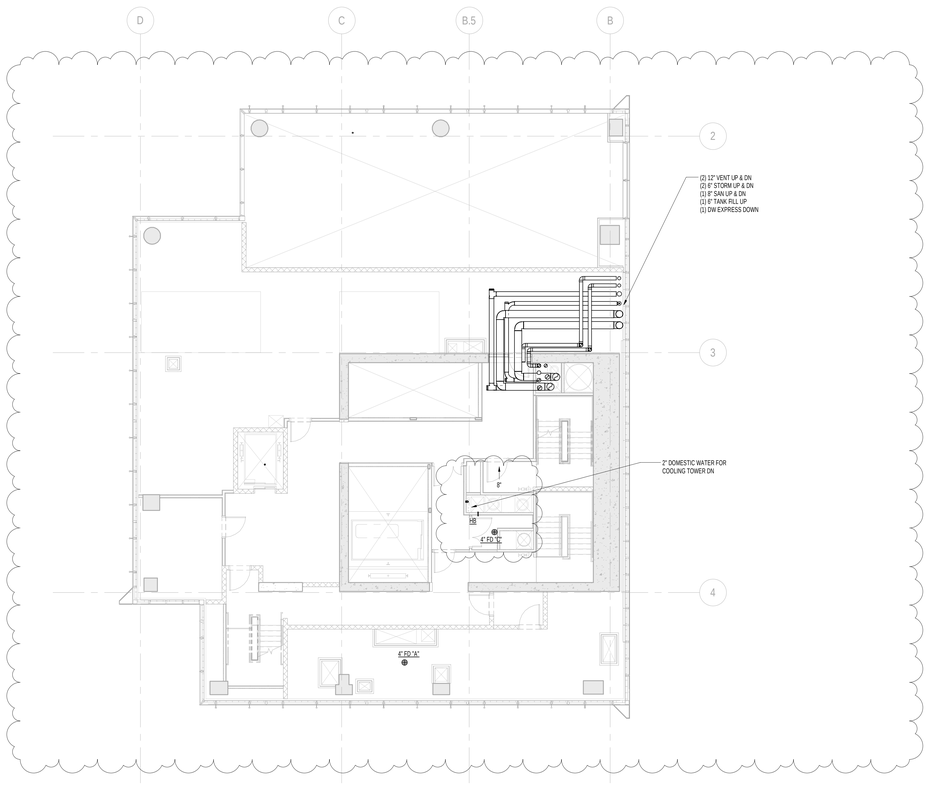

2 94th FLOOR PLAN
SCALE: 1/8" = 1'-0"

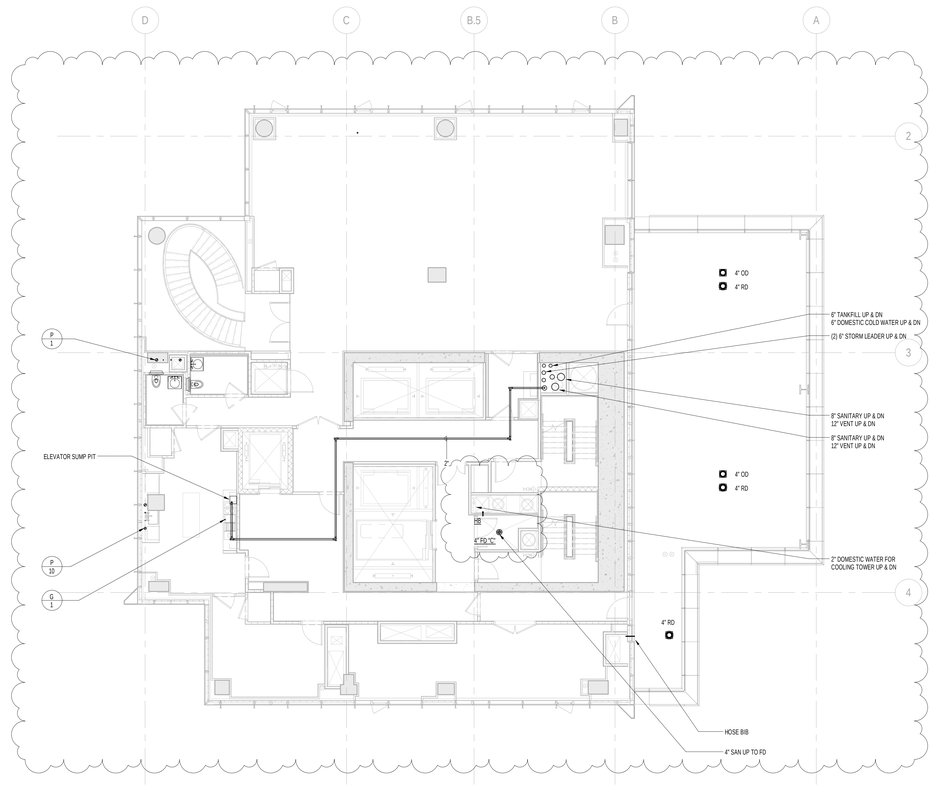

1 93rd FLOOR PLAN
SCALE: 1/8" = 1'-0"

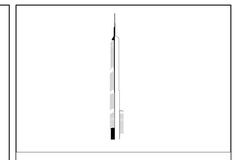

KEY PLAN:

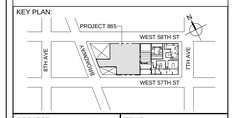

PROJECT NORTH

TRUE NORTH

DEVELOPER:
EXTELL DEVELOPMENT COMPANY
805 THIRD AVENUE, 7TH FLOOR
New York, NY 10022 USA
TEL: 212 712 6000 FAX: 212 712 6100

DESIGN ARCHITECT: Base Building Shell & Core
ADRIAN SMITH + GORDON GILL ARCHITECTURE
111 WEST MONROE STREET SUITE 2300
CHICAGO IL 60603
TEL: 312 920 1888 FAX: 312 920 1775

INTERIOR DESIGNER: Residential
Rottet Architecture and Design Studio, PLLC
298 Fifth Ave, 7th Floor
New York, NY 10001
TEL: 646 998 7000 FAX:

ARCHITECT OF RECORD:Base Building Shell, Core, & Residential
AAI ARCHITECTS, P.C.
401 Wellington St. W., 3rd Floor
Toronto, ON M5V 1E7 Canada
TEL: 416 967 1500 FAX: 416 967 7150

STRUCTURAL ENGINEERS:
WSP CANTOR SEINUK
228 EAST 45th Street
New York, NY 10017 USA
TEL: 212 687 9888 FAX: 646 487 5501

MEP ENGINEERS:
AKF GROUP
One Liberty Plaza, 165 Broadway, 22nd Floor
New York, NY 10006 USA
TEL: 212 354 5656 FAX: 212 354 5668

GEOTECHNICAL ENGINEERS:
Langan Engineering & Environmental Services
21 Penn Plaza - 360 West 31st Street, 8th Floor
New York, NY 10001-2727
TEL: 212 479 5400 FAX: 212 479 5444

CODE CONSULTANTS:
Construction Consulting Associates
100 Church Street
New York, NY 10007
TEL: 212 385 1818 FAX: 212 385 1911

CURTAINWALL CONSULTANT:
AJLP Consulting
40 Worth Street. Suite 826
New York, NY 10013
TEL: 212 757 5659 FAX: 646 219 8508

LANDMARK/PRESERVATION CONSULTANT:
Jan Hird Pokorny Associates, Inc.
39 West 37th Street, 12A
New York, NY 10018
TEL: 212 759 6462 FAX: 212 759 6540

No.	DESCRIPTION	DATE
1	ISSUED FOR SCHEMATIC DESIGN	04 APR 2014
2	ISSUED FOR DESIGN DEVELOPMENT	01 JUL 2014
3	ISSUED FOR DESIGN DEVELOPMENT	31 JUL 2014
4	CD PROGRESS ISSUE 1	15 OCT 2014
5	ISSUED FOR BID - PLUMBING	15 OCT 2014
6	DOB SUBMISSION	19 DEC 2014
7	CD PROGRESS ISSUE 3	09 MAR 2015
8	CD PROGRESS ISSUE 5	10 AUG 2015
9	DOB AMENDMENT 2	18 SEP 2015

0 4'-0" 8'-0" 16'-0"

Discrepancies must be reported immediately to the Architect before proceeding. Only figured dimensions are to be used. Contractors must check all dimensions on site. This drawing is protected by copyright.

ALL DIMENSIONS ARE SHOWN IN IMPERIAL.

CONSULTANT:
AKF
ONE LIBERTY PLAZA, 165 BROADWAY, 22nd FLOOR
NEW YORK, NY 10006
T: 212.354.5656 F: 212.354.5668
Arlington / Boston / Kansas City / Minneapolis / New York
Philadelphia / Princeton / Tustin / Rochester / Stamford

PROJECT:

217 WEST 57TH STREET
NEW YORK, NY

DRAWING TITLE:

PLUMBING
93rd and 94th FLOOR PLANS

SEAL & SIGNATURE:

DATE:	04/04/14
PROJECT No:	Y130747-000
DRAWN: JRD	REV:
CHK: JRD	9
SCALE: 1/8" = 1'-0"	
DWG No:	
P-168.01	
DOB PAGE No:	55 of 97

DOB EMPLOYEE STAMP:

DOB B-SCAN:

36" x 48" Arch E - SHEET SIZE
FILE NAME: C:\Revit Local Files\Y130747-000-AKF-865_MEP15-CENTRAL_jlangner.rvt
PLOT DATE: 9/18/2015 5:15:02 AM

DEPT OF BLDGS 121263025 Job Number
E386203126 Scan Code

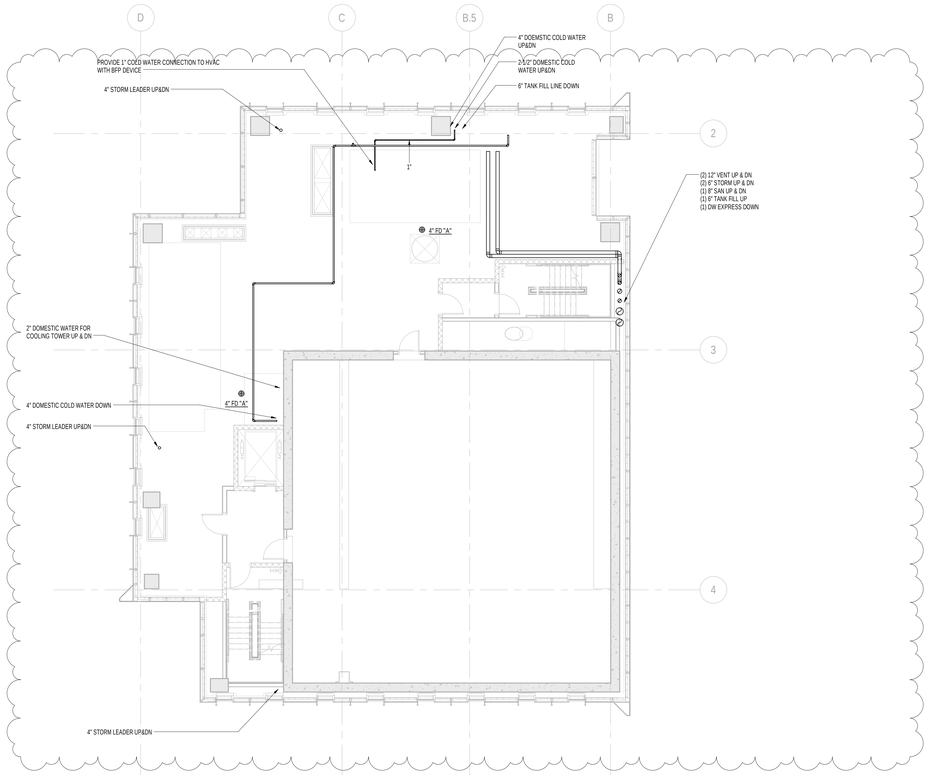

2 96th FLOOR PLAN
SCALE: 1/8" = 1'-0"

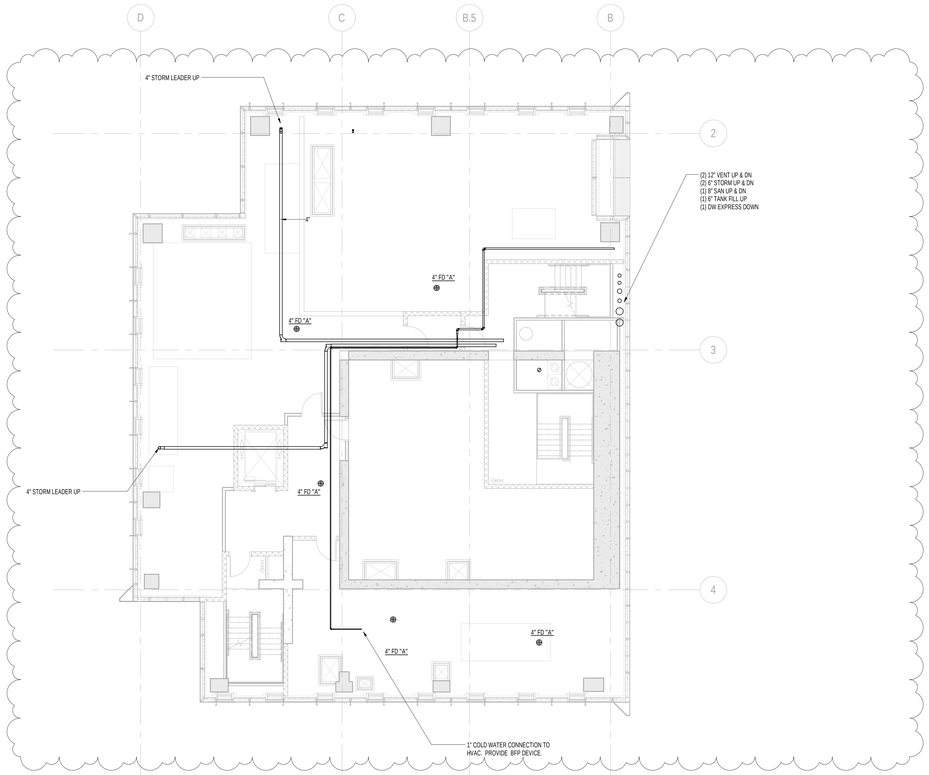

1 95th FLOOR PLAN
SCALE: 1/8" = 1'-0"

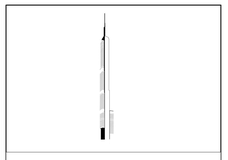

KEY PLAN:

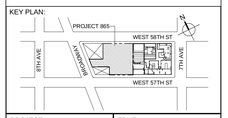

PROJECT NORTH

TRUE NORTH

DEVELOPER:
EXTELL DEVELOPMENT COMPANY
805 THIRD AVENUE, 7TH FLOOR
New York, NY 10022 USA
TEL: 212 712 6000 FAX: 212 712 6100

DESIGN ARCHITECT: Base Building Shell & Core
ADRIAN SMITH + GORDON GILL ARCHITECTURE
111 WEST MONROE STREET SUITE 2300
CHICAGO IL 60603
TEL: 312 920 1888 FAX: 312 920 1775

INTERIOR DESIGNER: Residential
Rottet Architecture and Design Studio, PLLC
298 Fifth Ave, 7th Floor
New York, NY 10001
TEL: 646 998 7000 FAX:

ARCHITECT OF RECORD:Base Building Shell, Core, & Residential
AAI ARCHITECTS, P.C.
401 Wellington St. W., 3rd Floor
Toronto, ON M5V 1E7 Canada
TEL: 416 967 1500 FAX: 416 967 7150

STRUCTURAL ENGINEERS:
WSP CANTOR SEINUK
228 EAST 45th Street
New York, NY 10017 USA
TEL: 212 687 9888 FAX: 646 487 5501

MEP ENGINEERS:
AKF GROUP
One Liberty Plaza, 165 Broadway, 22nd Floor
New York, NY 10006 USA
TEL: 212 354 5656 FAX: 212 354 5668

GEOTECHNICAL ENGINEERS:
Langan Engineering & Environmental Services
21 Penn Plaza - 360 West 31st Street, 8th Floor
New York, NY 10001-2727
TEL: 212 479 5400 FAX: 212 479 5444

CODE CONSULTANTS:
Construction Consulting Associates
100 Church Street
New York, NY 10007
TEL: 212 385 1818 FAX: 212 385 1911

CURTAINWALL CONSULTANT:
AJLP Consulting
40 Worth Street. Suite 826
New York, NY 10013
TEL: 212 757 5659 FAX: 646 219 8508

LANDMARK/PRESERVATION CONSULTANT:
Jan Hird Pokorny Associates, Inc.
39 West 37th Street, 12A
New York, NY 10018
TEL: 212 759 6462 FAX: 212 759 6540

No.	DESCRIPTION	DATE
1	ISSUED FOR SCHEMATIC DESIGN	04 APR 2014
2	ISSUED FOR DESIGN DEVELOPMENT	01 JUL 2014
3	ISSUED FOR DESIGN DEVELOPMENT	31 JUL 2014
4	CD PROGRESS ISSUE 1	15 OCT 2014
5	ISSUED FOR BID - PLUMBING	15 OCT 2014
6	DOB SUBMISSION	19 DEC 2014
7	CD PROGRESS ISSUE 5	10 AUG 2015
8	DOB AMENDMENT 2	18 SEP 2015

0 4'-0" 8'-0" 16'-0"

Discrepancies must be reported immediately to the Architect before proceeding. Only figured dimensions are to be used. Contractors must check all dimensions on site. This drawing is protected by copyright.

ALL DIMENSIONS ARE SHOWN IN IMPERIAL.

CONSULTANT:
AKF
ONE LIBERTY PLAZA, 165 BROADWAY, 22nd FLOOR
NEW YORK, NY 10006
T: 212.354.5656 F: 212.354.5668
Arlington / Boston / Kansas City / Minneapolis / New York
Philadelphia / Princeton / Fairfax / Rochester / Sarasota

PROJECT:
217 WEST 57TH STREET
NEW YORK, NY

DRAWING TITLE:
PLUMBING
95th and 96th FLOOR PLANS

SEAL & SIGNATURE:
STATE OF NEW YORK · JAYSON CHRISTOPHER D. MOSER · 081-097139 · LICENSED PROFESSIONAL ENGINEER

DATE:	04/04/14
PROJECT No:	Y130747-000
DRAWN: JRD	REV.: 8
CHK: JRD	
SCALE: 1/8" = 1'-0"	
DWG No:	**P-169.01**
DOB PAGE No:	56 of 97

DOB EMPLOYEE STAMP:

DOB B-SCAN:

36" x 48" Arch E - SHEET SIZE
FILE NAME: C:\Revit Local Files\Y130747-000-AKF-865_MEP15-CENTRAL_jlangner.rvt
PLOT DATE: 9/18/2015 5:15:18 AM

DEPT OF BLDGS 121206205 Job Number
E302472812E Scan Code

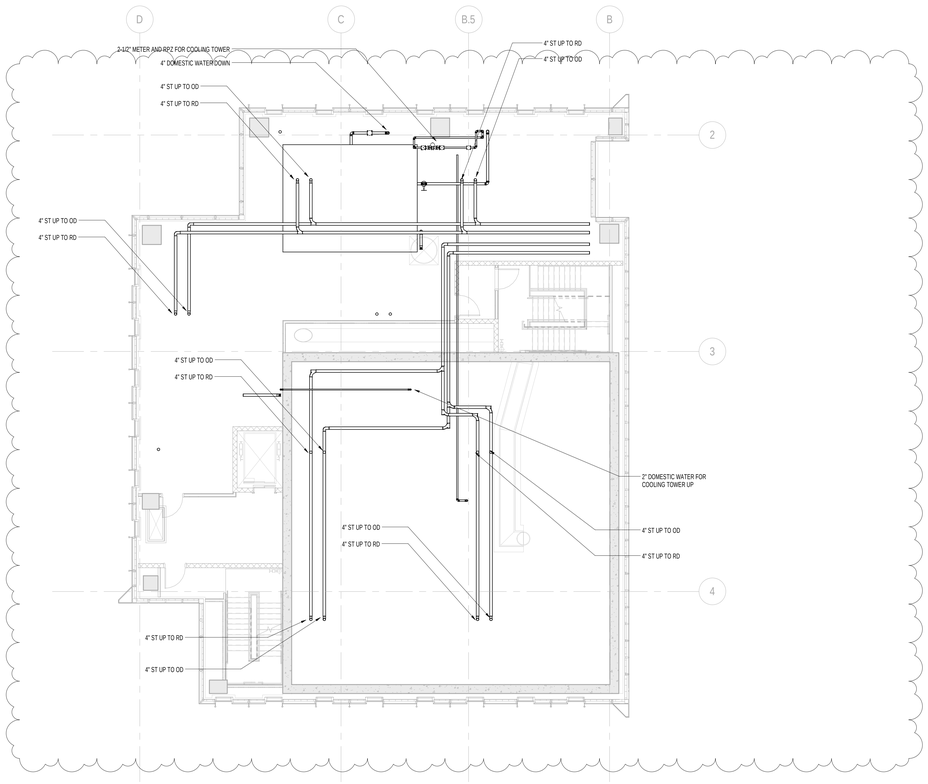

2 98th FLOOR PLAN
SCALE: 1/8" = 1'-0"

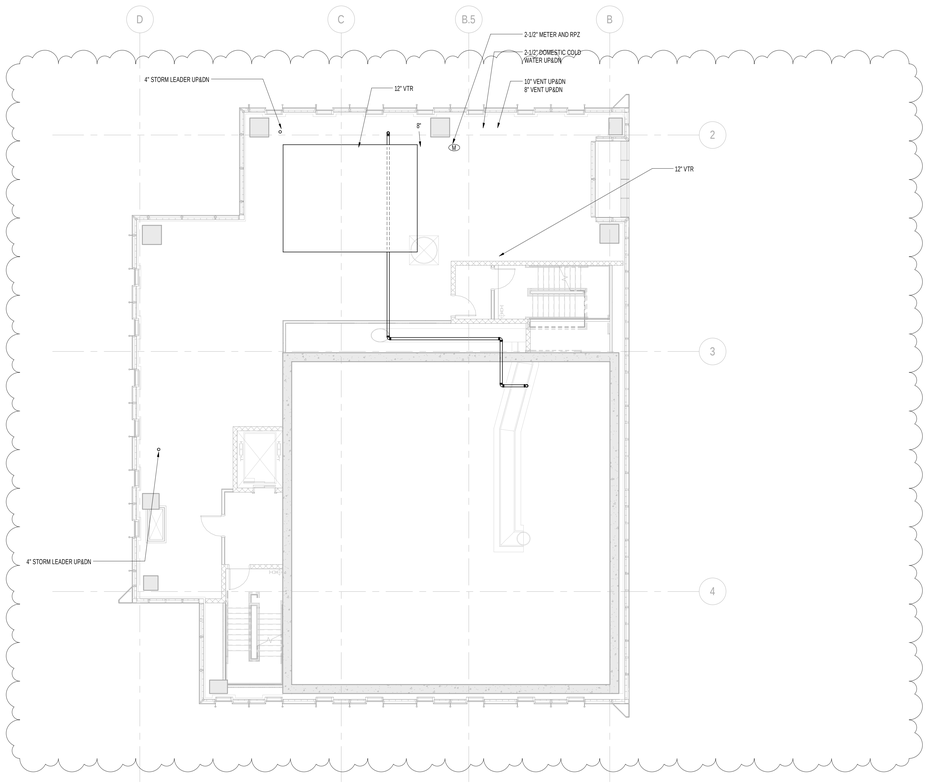

1 97th FLOOR PLAN
SCALE: 1/8" = 1'-0"

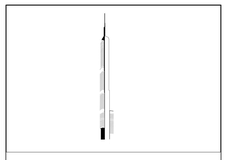

KEY PLAN:

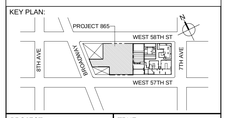

PROJECT NORTH

TRUE NORTH

DEVELOPER:
EXTELL DEVELOPMENT COMPANY
805 THIRD AVENUE, 7TH FLOOR
New York, NY 10022 USA
TEL: 212 712 6000 FAX: 212 712 6100

DESIGN ARCHITECT: Base Building Shell & Core
ADRIAN SMITH + GORDON GILL ARCHITECTURE
111 WEST MONROE STREET SUITE 2300
CHICAGO IL 60603
TEL: 312 920 1888 FAX: 312 920 1775

INTERIOR DESIGNER: Residential
Rottet Architecture and Design Studio, PLLC
298 Fifth Ave, 7th Floor
New York, NY 10001
TEL: 646 998 7000 FAX:

ARCHITECT OF RECORD:Base Building Shell, Core, & Residential
AAI ARCHITECTS, P.C.
401 Wellington St. W., 3rd Floor
Toronto, ON M5V 1E7 Canada
TEL: 416 967 1500 FAX: 416 967 7150

STRUCTURAL ENGINEERS:
WSP CANTOR SEINUK
228 EAST 45th Street
New York, NY 10017 USA
TEL: 212 687 9888 FAX: 646 487 5501

MEP ENGINEERS:
AKF GROUP
One Liberty Plaza, 165 Broadway, 22nd Floor
New York, NY 10006 USA
TEL: 212 354 5656 FAX: 212 354 5668

GEOTECHNICAL ENGINEERS:
Langan Engineering & Environmental Services
21 Penn Plaza - 360 West 31st Street, 8th Floor
New York, NY 10001-2727
TEL: 212 479 5400 FAX: 212 479 5444

CODE CONSULTANTS:
Construction Consulting Associates
100 Church Street
New York, NY 10007
TEL: 212 385 1818 FAX: 212 385 1911

CURTAINWALL CONSULTANT:
AJLP Consulting
40 Worth Street. Suite 826
New York, NY 10013
TEL: 212 757 5659 FAX: 646 219 8508

LANDMARK/PRESERVATION CONSULTANT:
Jan Hird Pokorny Associates, Inc.
39 West 37th Street, 12A
New York, NY 10018
TEL: 212 759 6462 FAX: 212 759 6540

No.	DESCRIPTION	DATE
1	ISSUED FOR SCHEMATIC DESIGN	04 APR 2014
2	ISSUED FOR DESIGN DEVELOPMENT	01 JUL 2014
3	ISSUED FOR DESIGN DEVELOPMENT	31 JUL 2014
4	CD PROGRESS ISSUE 1	15 OCT 2014
5	ISSUED FOR BID - PLUMBING	15 OCT 2014
6	DOB SUBMISSION	19 DEC 2014
7	CD PROGRESS ISSUE 5	10 AUG 2015
8	DOB AMENDMENT 2	18 SEP 2015

0 4'-0" 8'-0" 16'-0"

Discrepancies must be reported immediately to the Architect before proceeding. Only figured dimensions are to be used. Contractors must check all dimensions on site. This drawing is protected by copyright.

ALL DIMENSIONS ARE SHOWN IN IMPERIAL.

CONSULTANT:
AKF
ONE LIBERTY PLAZA, 165 BROADWAY, 22nd FLOOR
NEW YORK, NY 10006
T: 212.354.5656 F: 212.354.5668
Arlington | Boston | Mount Kisco | Washington | New York
Philadelphia | Houston | Irvine | Honolulu | Santiago

PROJECT:
217 WEST 57TH STREET
NEW YORK, NY

DRAWING TITLE:
PLUMBING
97th and 98th FLOOR PLANS

SEAL & SIGNATURE:

STATE OF NEW YORK · JAMES R. DRONEY · 038 070 · LICENSED PROFESSIONAL ENGINEER

DATE:	04/04/14
PROJECT No:	Y130747-000
DRAWN: JRD	REV:
CHK: JRD	8
SCALE: 1/8" = 1'-0"	
DWG No:	
P-170.01	
DOB PAGE No:	57 of 97

DOB EMPLOYEE STAMP:

DOB B-SCAN:

36" x 48" Arch E - SHEET SIZE
FILE NAME: C:\Revit Local Files\Y130747-000-AKF-865_MEP15-CENTRAL_jdongner.rvt
PLOT DATE: 9/18/2015 5:15:29 AM

DEPT OF BLDGS 421206526 Job Number
E366123313 Scan Code

36" x 48" Arch E SHEET SIZE

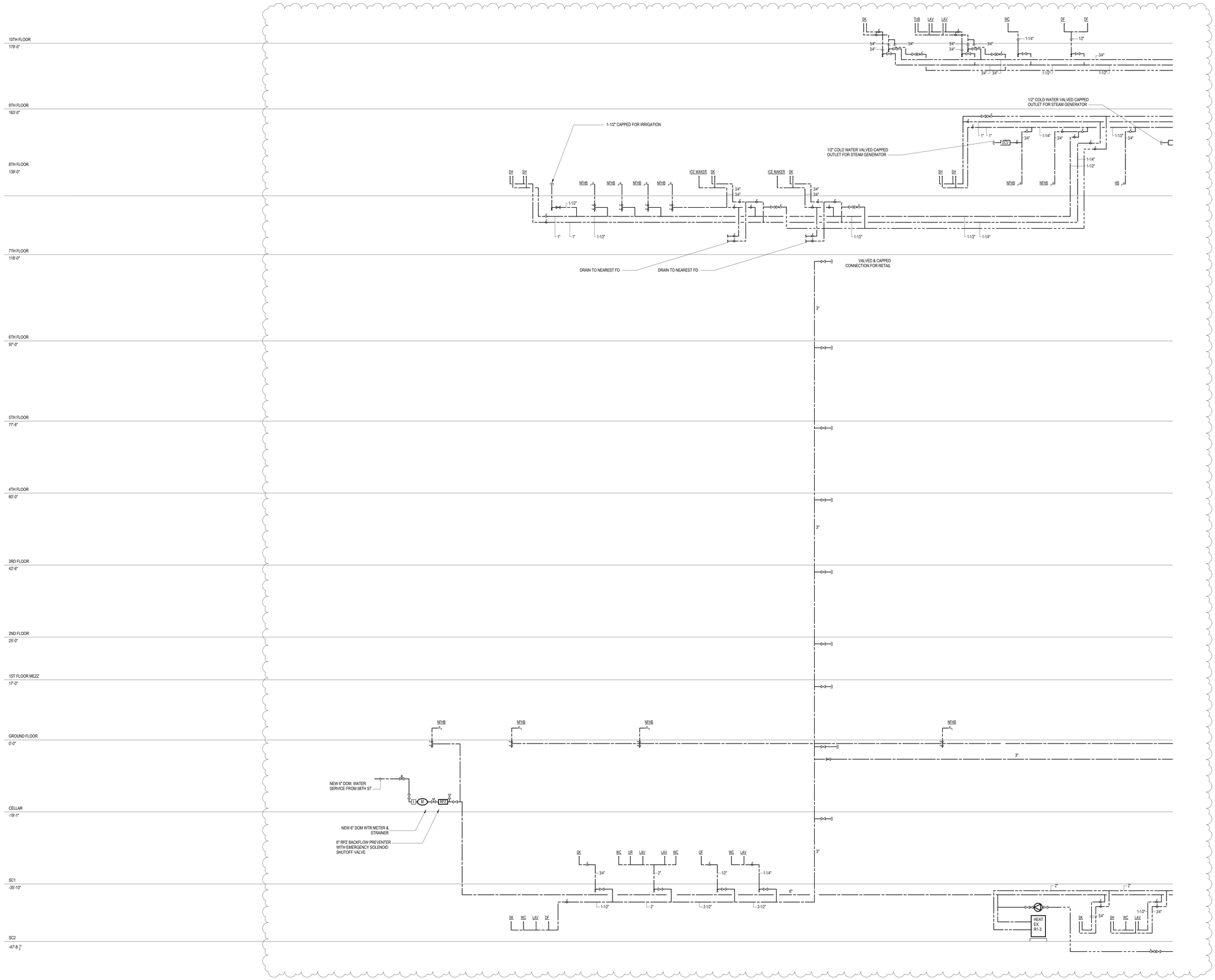

NOTE:
1. PROVIDE HOSE BIBBS IN ALL ROOMS WITH FLOOR DRAINS
2. PROVIDE TRAP PRIMERS FOR ALL FLOOR DRAINS

FILE NAME: C:\Revit Local Files\Y130747-000_MKF 665_MEP15-CENTRAL_lephelsz.rvt
PLOT DATE: 8/11/2015 3:59:54 PM

KEY PLAN:

PROJECT NORTH

TRUE NORTH

DEVELOPER:
EXTELL DEVELOPMENT COMPANY
805 THIRD AVENUE, 7TH FLOOR
New York, NY 10022 USA
TEL: 212 712 6000 FAX: 212 712 6100

DESIGN ARCHITECT: Base Building Shell & Core
ADRIAN SMITH + GORDON GILL ARCHITECTURE
111 WEST MONROE STREET SUITE 2300
CHICAGO IL 60603
TEL: 312 920 1888 FAX: 312 920 1775

INTERIOR DESIGNER: Residential
Rottet Architecture and Design Studio, PLLC
298 Fifth Ave, 7th Floor
New York, NY 10001
TEL: 646 998 7000 FAX:

ARCHITECT OF RECORD:Base Building Shell, Core, & Residential
AAI ARCHITECTS, P.C.
401 Wellington St. W., 3rd Floor
Toronto, ON M5V 1E7 Canada
TEL: 416 967 1500 FAX: 416 967 7150

STRUCTURAL ENGINEERS:
WSP CANTOR SEINUK
228 EAST 45th Street
New York, NY 10017 USA
TEL: 212 687 9888 FAX: 646 487 5501

MEP ENGINEERS:
AKF GROUP
One Liberty Plaza, 165 Broadway, 22nd Floor
New York, NY 10006 USA
TEL: 212 354 5656 FAX: 212 354 5668

GEOTECHNICAL ENGINEERS:
Langan Engineering & Environmental Services
21 Penn Plaza - 360 West 31st Street, 8th Floor
New York, NY 10001-2727
TEL: 212 479 5400 FAX: 212 479 5444

CODE CONSULTANTS:
Construction Consulting Associates
100 Church Street
New York, NY 10007
TEL: 212 385 1818 FAX: 212 385 1911

CURTAINWALL CONSULTANT:
AJLP Consulting
40 Worth Street, Suite 826
New York, NY 10013
TEL: 212 757 5659 FAX: 646 219 8508

LANDMARK/PRESERVATION CONSULTANT:
Jan Hird Pokorny Associates, Inc.
39 West 37th Street, 12A
New York, NY 10018
TEL: 212 759 6462 FAX: 212 759 6540

No.	DESCRIPTION	DATE
1	ISSUED FOR SCHEMATIC DESIGN	04 APR 2014
2	ISSUED FOR DESIGN DEVELOPMENT	01 JUL 2014
3	ISSUED FOR DESIGN DEVELOPMENT	31 JUL 2014
4	CD PROGRESS ISSUE 1	15 OCT 2014
5	ISSUED FOR BID - PLUMBING	15 OCT 2014
6	DOB SUBMISSION	19 DEC 2014
7	CD PROGRESS ISSUE 3	09 MAR 2015
8	CD PROGRESS ISSUE 4	01 JUN 2015
9	CD PROGRESS ISSUE 5	10 AUG 2015
10	DOB AMENDMENT 2	18 SEP 2015

Discrepancies must be reported immediately to the Architect before proceeding. Only figured dimensions are to be used. Contractors must check all dimensions on site. This drawing is protected by copyright.

ALL DIMENSIONS ARE SHOWN IN IMPERIAL.

CONSULTANT:
AKF
ONE LIBERTY PLAZA, 165 BROADWAY, 22nd FLOOR
NEW YORK, NY 10006
T: 212.354.5656 F: 212.354.5668
Oregon / Reno / Reno City / Minneapolis / New York
Philadelphia / Pittsburgh / Dallas / Rochester / Detroit

PROJECT:
217 WEST 57TH STREET
NEW YORK, NY

DRAWING TITLE:
PLUMBING
DOMESTIC WATER RISER DIAGRAM

SEAL & SIGNATURE:

DATE:	04/04/14
PROJECT No:	Y130747-000
DRAWN: JRD	REV:
CHK: JRD	10
SCALE: NONE	
DWG No:	
P-300.01	
DOB PAGE No:	62 of 97

DOB EMPLOYEE STAMP:

DOB B-SCAN:

DEPT OF BLDGS 121282505 Job Number
ES1007857940 Scan Code

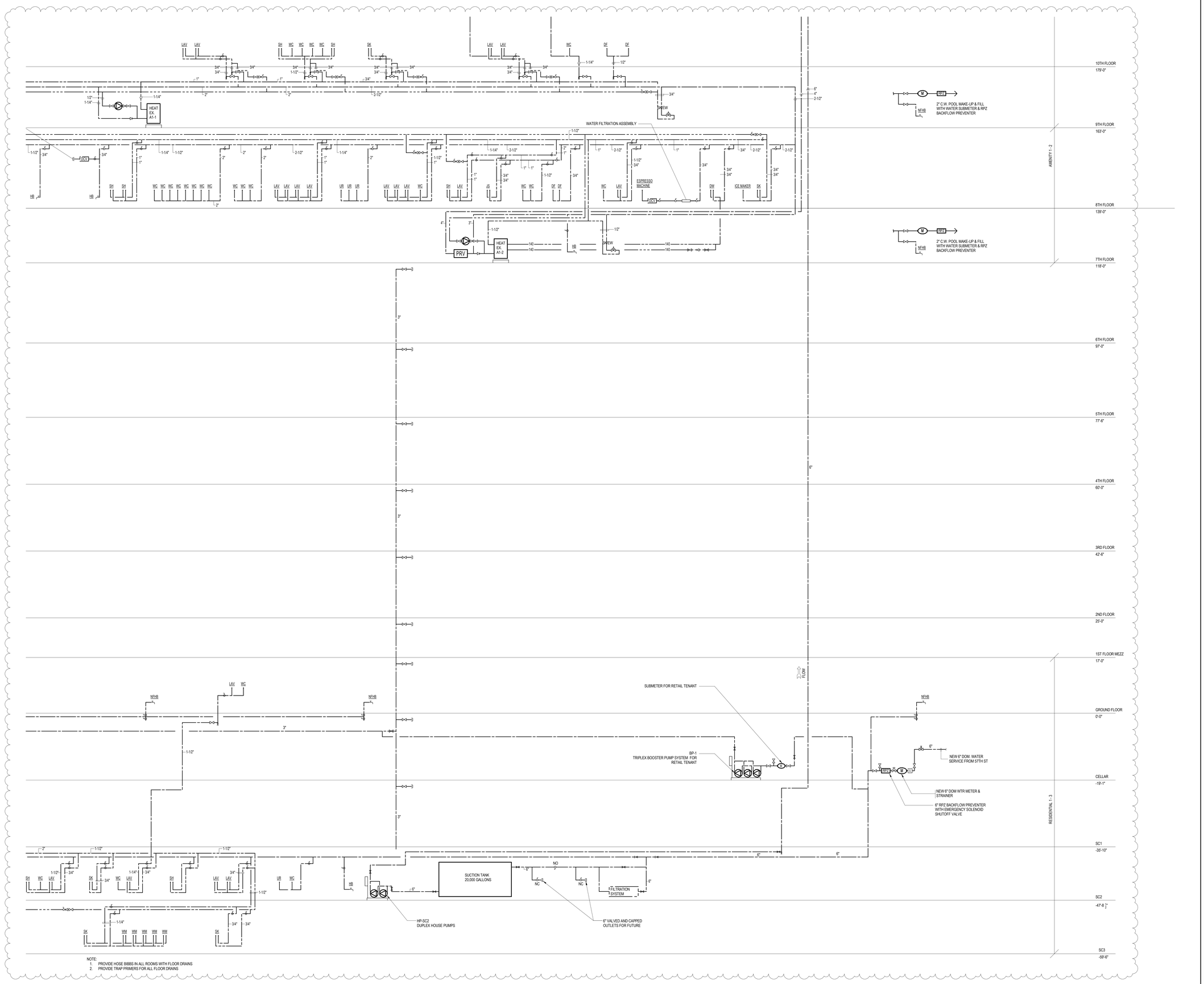

NOTE:
1. PROVIDE HOSE BIBBS IN ALL ROOMS WITH FLOOR DRAINS
2. PROVIDE TRAP PRIMERS FOR ALL FLOOR DRAINS

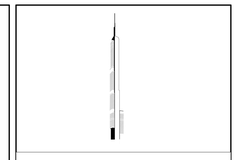

KEY PLAN:

PROJECT NORTH

TRUE NORTH

DEVELOPER:
EXTELL DEVELOPMENT COMPANY
805 THIRD AVENUE, 7TH FLOOR
New York, NY 10022 USA
TEL: 212 712 6000 FAX: 212 712 6100

DESIGN ARCHITECT: Base Building Shell & Core
ADRIAN SMITH + GORDON GILL ARCHITECTURE
111 WEST MONROE STREET SUITE 2300
CHICAGO IL 60603
TEL: 312 920 1888 FAX: 312 920 1775

INTERIOR DESIGNER: Residential
Rottet Architecture and Design Studio, PLLC
298 Fifth Ave, 7th Floor
New York, NY 10001
TEL: 646 998 7000 FAX:

ARCHITECT OF RECORD:Base Building Shell, Core, & Residential
AAI ARCHITECTS, P.C.
401 Wellington St. W., 3rd Floor
Toronto, ON M5V 1E7 Canada
TEL: 416 967 1500 FAX: 416 967 7150

STRUCTURAL ENGINEERS:
WSP CANTOR SEINUK
228 EAST 45th Street
New York, NY 10017 USA
TEL: 212 687 9888 FAX: 646 487 5501

MEP ENGINEERS:
AKF GROUP
One Liberty Plaza, 165 Broadway, 22nd Floor
New York, NY 10006 USA
TEL: 212 354 5656 FAX: 212 354 5668

GEOTECHNICAL ENGINEERS:
Langan Engineering & Environmental Services
21 Penn Plaza - 360 West 31st Street, 8th Floor
New York, NY 10001-2727
TEL: 212 479 5400 FAX: 212 479 5444

CODE CONSULTANTS:
Construction Consulting Associates
100 Church Street
New York, NY 10007
TEL: 212 385 1818 FAX: 212 385 1911

CURTAINWALL CONSULTANT:
AJLP Consulting
40 Worth Street, Suite 826
New York, NY 10013
TEL: 212 757 5659 FAX: 646 219 8508

LANDMARK/PRESERVATION CONSULTANT:
Jan Hird Pokorny Associates, Inc.
39 West 37th Street, 12A
New York, NY 10018
TEL: 212 759 6462 FAX: 212 759 6540

No.	DESCRIPTION	DATE
1	ISSUED FOR SCHEMATIC DESIGN	04 APR 2014
2	ISSUED FOR DESIGN DEVELOPMENT	01 JUL 2014
3	ISSUED FOR DESIGN DEVELOPMENT	31 JUL 2014
4	CD PROGRESS ISSUE 1	15 OCT 2014
5	ISSUED FOR BID - PLUMBING	15 OCT 2014
6	DOB SUBMISSION	19 DEC 2014
7	CD PROGRESS ISSUE 3	09 MAR 2015
8	CD PROGRESS ISSUE 4	01 JUN 2015
9	CD PROGRESS ISSUE 5	10 AUG 2015
10	DOB AMENDMENT 2	18 SEP 2015

Discrepancies must be reported immediately to the Architect before proceeding. Only figured dimensions are to be used. Contractors must check all dimensions on site. This drawing is protected by copyright.

ALL DIMENSIONS ARE SHOWN IN IMPERIAL.

CONSULTANT:
AKF
ONE LIBERTY PLAZA, 165 BROADWAY, 22nd FLOOR
NEW YORK, NY 10006
T: 212.354.5656 F: 212.354.5668
Atlanta / Boise / Kansas City / Minneapolis / New York
Philadelphia / Houston / Pacific / Sydney / Toronto

PROJECT:
217 WEST 57TH STREET
NEW YORK, NY

DRAWING TITLE:
PLUMBING
DOMESTIC WATER RISER DIAGRAM

SEAL & SIGNATURE:

DATE:	04/04/14
PROJECT No:	Y130747-000
DRAWN: JRD	REV: 10
CHK: JRD	
SCALE: NONE	
DWG No:	P-301.01
DOB PAGE No:	63 of 97

DOB EMPLOYEE STAMP:

DOB B-SCAN:

36" x 48" Arch E SHEET SIZE
FILE NAME: C:\Revit Local Files\Y130747-000-AKF-MEP15-CENTRAL_bwhfdaf.rvt
PLOT DATE: 6/17/2015 5:58:59 PM

DEPT OF BLDGS 421263825 Job Number
E371540600 Scan Code

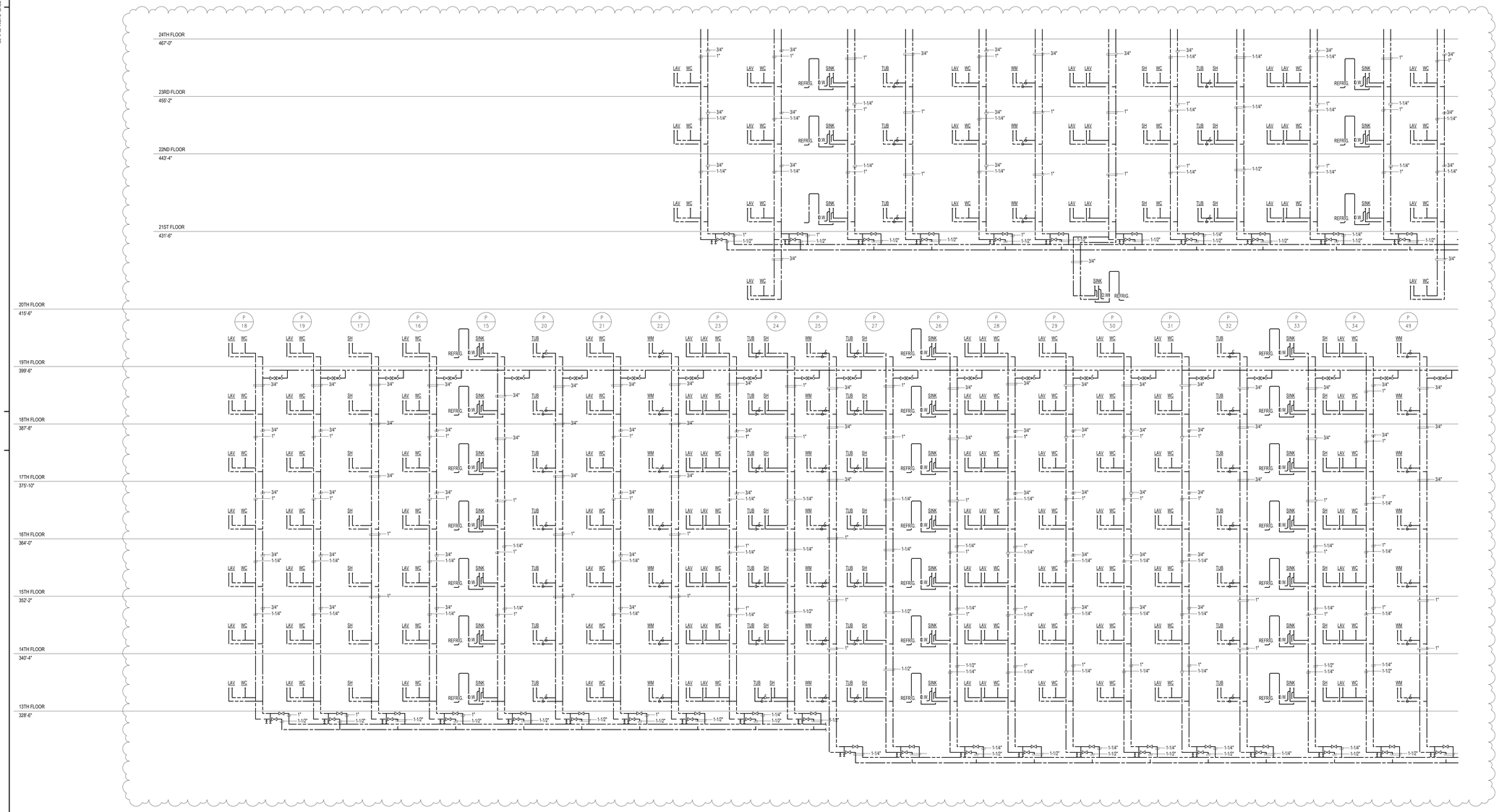

NOTE:
1. PROVIDE HOSE BIBBS IN ALL ROOMS WITH FLOOR DRAINS
2. PROVIDE TRAP PRIMERS FOR ALL FLOOR DRAINS

KEY PLAN:

PROJECT NORTH

TRUE NORTH

DEVELOPER:
EXTELL DEVELOPMENT COMPANY
805 THIRD AVENUE, 7TH FLOOR
New York, NY 10022 USA
TEL: 212 712 6000 FAX: 212 712 6100

DESIGN ARCHITECT: Base Building Shell & Core
ADRIAN SMITH + GORDON GILL ARCHITECTURE
111 WEST MONROE STREET SUITE 2300
CHICAGO IL 60603
TEL: 312 920 1888 FAX: 312 920 1775

INTERIOR DESIGNER: Residential
Rottet Architecture and Design Studio, PLLC
298 Fifth Ave, 7th Floor
New York, NY 10001
TEL: 646 998 7000 FAX:

ARCHITECT OF RECORD:Base Building Shell, Core, & Residential
AAI ARCHITECTS, P.C.
401 Wellington St. W., 3rd Floor
Toronto, ON M5V 1E7 Canada
TEL: 416 967 1500 FAX: 416 967 7150

STRUCTURAL ENGINEERS:
WSP CANTOR SEINUK
228 EAST 45th Street
New York, NY 10017 USA
TEL: 212 687 9888 FAX: 646 487 5501

MEP ENGINEERS:
AKF GROUP
One Liberty Plaza, 165 Broadway, 22nd Floor
New York, NY 10006 USA
TEL: 212 354 5656 FAX: 212 354 5668

GEOTECHNICAL ENGINEERS:
Langan Engineering & Environmental Services
21 Penn Plaza - 360 West 31st Street, 8th Floor
New York, NY 10001-2727
TEL: 212 479 5400 FAX: 212 479 5444

CODE CONSULTANTS:
Construction Consulting Associates
100 Church Street
New York, NY 10007
TEL: 212 385 1818 FAX: 212 385 1911

CURTAINWALL CONSULTANT:
AJLP Consulting
40 Worth Street. Suite 826
New York, NY 10013
TEL: 212 757 5659 FAX: 646 219 8508

LANDMARK/PRESERVATION CONSULTANT:
Jan Hird Pokorny Associates, Inc.
39 West 37th Street, 12A
New York, NY 10018
TEL: 212 759 6462 FAX: 212 759 6540

No.	DESCRIPTION	DATE
1	ISSUED FOR SCHEMATIC DESIGN	04 APR 2014
2	ISSUED FOR DESIGN DEVLEOPMENT	01 JUL 2014
3	ISSUED FOR DESIGN DEVLEOPMENT	31 JUL 2014
4	CD PROGRESS ISSUE 1	15 OCT 2014
5	ISSUED FOR BID - PLUMBING	15 OCT 2014
6	DOB SUBMISSION	19 DEC 2014
7	CD PROGRESS ISSUE 3	09 MAR 2015
8	CD PROGRESS ISSUE 4	01 JUN 2015
9	CD PROGRESS ISSUE 5	10 AUG 2015
10	DOB AMENDMENT 2	18 SEP 2015

Discrepancies must be reported immediately to the Architect before proceeding. Only figured dimensions are to be used. Contractors must check all dimensions on site. This drawing is protected by copyright.

ALL DIMENSIONS ARE SHOWN IN IMPERIAL.

CONSULTANT:
AKF
ONE LIBERTY PLAZA, 165 BROADWAY, 22nd FLOOR
NEW YORK, NY 10006
T: 212.354.5656 F: 212.354.5668
Atlanta / Boston / Miami / Orlando / Philadelphia / Washington
Montreal / Toronto / Calgary / Edmonton / Vancouver / Canada

PROJECT:
217 WEST 57TH STREET
NEW YORK, NY

DRAWING TITLE:
PLUMBING
DOMESTIC WATER RISER DIAGRAM

SEAL & SIGNATURE:

DATE:	04/04/14
PROJECT No:	Y130747-000
DRAWN: JRD	REV:
CHK: JRD	10
SCALE: NONE	
DWG No:	P-302.01
DOB PAGE No:	64 of 97

DOB EMPLOYEE STAMP:

DOB B-SCAN:

36" x 48" Arch E SHEET SIZE
FILE NAME: C:\Revit Local Files\Y130747-000-AKF-865_MEP15-CENTRAL_tsolmaz.rvt
PLOT DATE: 6/17/2015 5:35:56 PM

DEPT OF BLDGS 421258305 Job Number
E360037418S1 Scan Code

NOTE:
1. PROVIDE HOSE BIBBS IN ALL ROOMS WITH FLOOR DRAINS
2. PROVIDE TRAP PRIMERS FOR ALL FLOOR DRAINS

KEY PLAN:

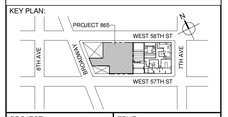

PROJECT NORTH

TRUE NORTH

DEVELOPER:
EXTELL DEVELOPMENT COMPANY
805 THIRD AVENUE, 7TH FLOOR
New York, NY 10022 USA
TEL: 212 712 6000 FAX: 212 712 6100

DESIGN ARCHITECT: Base Building Shell & Core
ADRIAN SMITH + GORDON GILL ARCHITECTURE
111 WEST MONROE STREET SUITE 2300
CHICAGO IL 60603
TEL: 312 920 1888 FAX: 312 920 1775

INTERIOR DESIGNER: Residential
Rottet Architecture and Design Studio, PLLC
298 Fifth Ave, 7th Floor
New York, NY 10001
TEL: 646 998 7000 FAX:

ARCHITECT OF RECORD:Base Building Shell, Core, & Residential
AAI ARCHITECTS, P.C.
491 Wellington St. W., 3rd Floor
Toronto, ON M5V 1E7 Canada
TEL: 416 967 1500 FAX: 416 967 7150

STRUCTURAL ENGINEERS:
WSP CANTOR SEINUK
228 EAST 45th Street
New York, NY 10017 USA
TEL: 212 687 9888 FAX: 646 487 5501

MEP ENGINEERS:
AKF GROUP
One Liberty Plaza, 165 Broadway, 22nd Floor
New York, NY 10006 USA
TEL: 212 354 5656 FAX: 212 354 5668

GEOTECHNICAL ENGINEERS:
Langan Engineering & Environmental Services
21 Penn Plaza - 360 West 31st Street, 8th Floor
New York, NY 10001-2727
TEL: 212 479 5400 FAX: 212 479 5444

CODE CONSULTANTS:
Construction Consulting Associates
100 Church Street
New York, NY 10007
TEL: 212 385 1818 FAX: 212 385 1911

CURTAINWALL CONSULTANT:
AJLP Consulting
40 Worth Street, Suite 826
New York, NY 10013
TEL: 212 757 5659 FAX: 646 219 8508

LANDMARK/PRESERVATION CONSULTANT:
Jan Hird Pokorny Associates, Inc.
39 West 37th Street, 12A
New York, NY 10018
TEL: 212 759 6462 FAX: 212 759 6540

No.	DESCRIPTION	DATE
1	ISSUED FOR SCHEMATIC DESIGN	04 APR 2014
2	ISSUED FOR DESIGN DEVELOPMENT	01 JUL 2014
3	ISSUED FOR DESIGN DEVELOPMENT	31 JUL 2014
4	CD PROGRESS ISSUE 1	15 OCT 2014
5	ISSUED FOR BID - PLUMBING	15 OCT 2014
6	DOB SUBMISSION	19 DEC 2014
7	CD PROGRESS ISSUE 3	09 MAR 2015
8	CD PROGRESS ISSUE 4	01 JUN 2015
9	CD PROGRESS ISSUE 5	10 AUG 2015
10	DOB AMENDMENT 2	18 SEP 2015

Discrepancies must be reported immediately to the Architect before proceeding. Only figured dimensions are to be used. Contractors must check all dimensions on site. This drawing is protected by copyright.

ALL DIMENSIONS ARE SHOWN IN IMPERIAL.

CONSULTANT:
AKF
ONE LIBERTY PLAZA, 165 BROADWAY, 22nd FLOOR
NEW YORK, NY 10006
T: 212.354.5656 F: 212.354.5668
Oregon / Boston / Mount City / Minneapolis / New York
Philadelphia / Pittsburgh / Dallas / Burlington / Shanghai

PROJECT:
217 WEST 57TH STREET
NEW YORK, NY

DRAWING TITLE:
PLUMBING
DOMESTIC WATER RISER DIAGRAM

SEAL & SIGNATURE:
STATE OF NEW YORK · JAMES D. MOORE · 081 075139 · LICENSED PROFESSIONAL ENGINEER

DATE:	04/04/14
PROJECT No:	Y130747-000
DRAWN: JRD	REV:
CHK: JRD	10
SCALE: NONE	
DWG No:	P-303.01
DOB PAGE No:	65 of 97

DOB EMPLOYEE STAMP:

DOB B-SCAN:

36" x 48" Arch E SHEET SIZE
FILE NAME: C:\Revit Local files\Y130747-000 AKF 865_MEP15-CENTRAL_tachsiz.rvt
PLOT DATE: 8/17/2015 3:57:15 PM

DEPT OF BLDGS 121267000 Job Number
ES1 26256614 Scan Code

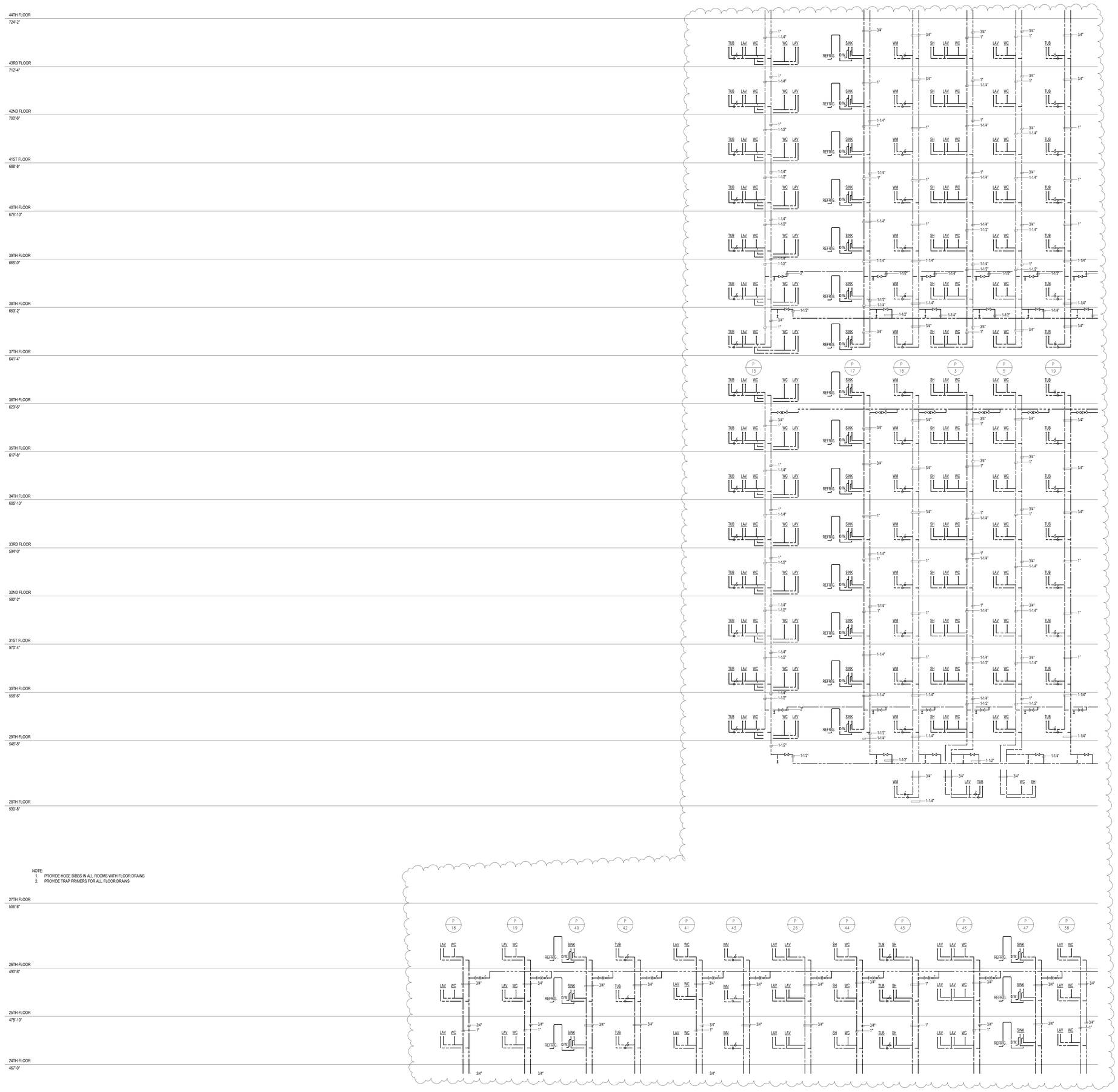

NOTE:
1. PROVIDE HOSE BIBBS IN ALL ROOMS WITH FLOOR DRAINS
2. PROVIDE TRAP PRIMERS FOR ALL FLOOR DRAINS

36" x 48" Arch E SHEET SIZE

FILE NAME: C:\Revit Local Files\Y130747-000-AKF-BSL-MEP15-CENTRAL_beihdaz.rvt
PLOT DATE 6/1/2015 9:53:15 PM

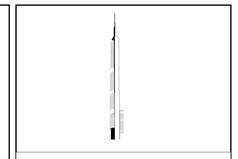

KEY PLAN:

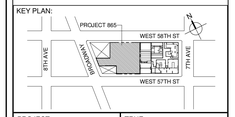

PROJECT NORTH

TRUE NORTH

DEVELOPER:
EXTELL DEVELOPMENT COMPANY
805 THIRD AVENUE, 7TH FLOOR
New York, NY 10002 USA
TEL: 212 712 6000 FAX: 212 712 6100

DESIGN ARCHITECT: Base Building Shell & Core
ADRIAN SMITH + GORDON GILL ARCHITECTURE
111 WEST MONROE STREET SUITE 2300
CHICAGO IL 60603
TEL: 312 920 1888 FAX: 312 920 1775

INTERIOR DESIGNER: Residential
Rottet Architecture and Design Studio, PLLC
298 Fifth Ave, 7th Floor
New York, NY 10001
TEL: 646 998 7000 FAX:

ARCHITECT OF RECORD:Base Building Shell, Core, & Residential
AAI ARCHITECTS, P.C.
401 Wellington St. W., 3rd Floor
Toronto, ON M5V 1E7 Canada
TEL: 416 967 1500 FAX: 416 967 7150

STRUCTURAL ENGINEERS:
WSP CANTOR SEINUK
228 EAST 45th Street
New York, NY 10017 USA
TEL: 212 687 9888 FAX: 646 487 5501

MEP ENGINEERS:
AKF GROUP
One Liberty Plaza, 165 Broadway, 22nd Floor
New York, NY 10006 USA
TEL: 212 354 5656 FAX: 212 354 5668

GEOTECHNICAL ENGINEERS:
Langan Engineering & Environmental Services
21 Penn Plaza - 360 West 31st Street, 8th Floor
New York, NY 10001-2727
TEL: 212 479 5400 FAX: 212 479 5444

CODE CONSULTANTS:
Construction Consulting Associates
100 Church Street
New York, NY 10007
TEL: 212 385 1818 FAX: 212 385 1911

CURTAINWALL CONSULTANT:
AJLP Consulting
40 Worth Street. Suite 826
New York, NY 10013
TEL: 212 757 5659 FAX: 646 219 8508

LANDMARK/PRESERVATION CONSULTANT:
Jan Hird Pokorny Associates, Inc.
39 West 37th Street, 12A
New York, NY 10018
TEL: 212 759 6462 FAX: 212 759 6540

No.	DESCRIPTION	DATE
1	ISSUED FOR SCHEMATIC DESIGN	04 APR 2014
2	ISSUED FOR DESIGN DEVLEOPMENT	01 JUL 2014
3	ISSUED FOR DESIGN DEVLEOPMENT	31 JUL 2014
4	CD PROGRESS ISSUE 1	15 OCT 2014
5	ISSUED FOR BID - PLUMBING	15 OCT 2014
6	DOB SUBMISSION	19 DEC 2014
7	CD PROGRESS ISSUE 3	09 MAR 2015
8	CD PROGRESS ISSUE 4	01 JUN 2015
9	CD PROGRESS ISSUE 5	10 AUG 2015
10	DOB AMENDMENT 2	18 SEP 2015

Discrepancies must be reported immediately to the Architect before proceeding. Only figured dimensions are to be used. Contractors must check all dimensions on site. This drawing is protected by copyright.

ALL DIMENSIONS ARE SHOWN IN IMPERIAL.

CONSULTANT:
AKF
ONE LIBERTY PLAZA, 165 BROADWAY, 22nd FLOOR
NEW YORK, NY 10006
T: 212.354.5656 F: 212.354.5668
Arlington / Boston / Kansas City / Minneapolis / New York
Philadelphia / Princeton / Pittsburgh / Rochester / Toronto

PROJECT:
217 WEST 57TH STREET
NEW YORK, NY

DRAWING TITLE:
PLUMBING
DOMESTIC WATER RISER DIAGRAM

SEAL & SIGNATURE:

STATE OF NEW YORK
JAMES R. DRYER
E-29135
LICENSED PROFESSIONAL ENGINEER

DATE:	04/04/14
PROJECT No:	Y130747-000
DRAWN: JRD	REV: 10
CHK: JRD	
SCALE: NONE	
DWG No:	**P-304.00**
DOB PAGE No:	66 of 97

DOB EMPLOYEE STAMP:

DOB B-SCAN:

DEPT OF BLDGS 421253635 Job Number
E3258497806P6 Scan Code



KEY PLAN:

PROJECT NORTH | TRUE NORTH

DEVELOPER:
EXTELL DEVELOPMENT COMPANY
805 THIRD AVENUE, 7TH FLOOR
New York, NY 10022 USA
TEL: 212 712 6000 FAX: 212 712 6100

DESIGN ARCHITECT: Base Building Shell & Core
ADRIAN SMITH + GORDON GILL ARCHITECTURE
111 WEST MONROE STREET SUITE 2300
CHICAGO IL 60603
TEL: 312 920 1888 FAX: 312 920 1775

INTERIOR DESIGNER: Residential
Rottet Architecture and Design Studio, PLLC
298 Fifth Ave, 7th Floor
New York, NY 10001
TEL: 646 998 7000 FAX:

ARCHITECT OF RECORD:Base Building Shell, Core, & Residential
AAI ARCHITECTS, P.C.
491 Wellington St. W., 3rd Floor
Toronto, ON M5V 1E7 Canada
TEL: 416 967 1500 FAX: 416 967 7150

STRUCTURAL ENGINEERS:
WSP CANTOR SEINUK
228 EAST 45th Street
New York, NY 10017 USA
TEL: 212 687 9888 FAX: 646 487 5501

MEP ENGINEERS:
AKF GROUP
One Liberty Plaza, 165 Broadway, 22nd Floor
New York, NY 10006 USA
TEL: 212 354 5656 FAX: 212 354 5668

GEOTECHNICAL ENGINEERS:
Langan Engineering & Environmental Services
21 Penn Plaza - 360 West 31st Street, 8th Floor
New York, NY 10001-2727
TEL: 212 479 5400 FAX: 212 479 5444

CODE CONSULTANTS:
Construction Consulting Associates
100 Church Street
New York, NY 10007
TEL: 212 385 1818 FAX: 212 385 1911

CURTAINWALL CONSULTANT:
AJLP Consulting
40 Worth Street, Suite 826
New York, NY 10013
TEL: 212 757 5659 FAX: 646 219 8508

LANDMARK/PRESERVATION CONSULTANT:
Jan Hird Pokorny Associates, Inc.
39 West 37th Street, 12A
New York, NY 10018
TEL: 212 759 6462 FAX: 212 759 6540

No.	DESCRIPTION	DATE
1	ISSUED FOR SCHEMATIC DESIGN	04 APR 2014
2	ISSUED FOR DESIGN DEVELOPMENT	01 JUL 2014
3	ISSUED FOR DESIGN DEVELOPMENT	31 JUL 2014
4	CD PROGRESS ISSUE 1	15 OCT 2014
5	ISSUED FOR BID - PLUMBING	15 OCT 2014
6	DOB SUBMISSION	19 DEC 2014
7	CD PROGRESS ISSUE 3	09 MAR 2015
8	CD PROGRESS ISSUE 4	01 JUN 2015
9	CD PROGRESS ISSUE 5	10 AUG 2015
10	DOB AMENDMENT 2	18 SEP 2015

Discrepancies must be reported immediately to the Architect before proceeding. Only figured dimensions are to be used. Contractors must check all dimensions on site. This drawing is protected by copyright.

ALL DIMENSIONS ARE SHOWN IN IMPERIAL.

CONSULTANT:
AKF
ONE LIBERTY PLAZA, 165 BROADWAY, 22nd FLOOR
NEW YORK, NY 10006
T: 212.354.5656 F: 212.354.5668
Chicago / Boston / Dallas / Los Angeles / New York
Philadelphia / Princeton / Toronto / Vancouver / Washington

PROJECT:
217 WEST 57TH STREET
NEW YORK, NY

DRAWING TITLE:
PLUMBING
DOMESTIC WATER RISER DIAGRAM

SEAL & SIGNATURE:

STATE OF NEW YORK · JAMES P. GILL · No. 025135 · LICENSED PROFESSIONAL ENGINEER

DATE:	04/04/14
PROJECT No:	Y130747-000
DRAWN: JRD	REV: 10
CHK: JRD	
SCALE: NONE	
DWG No:	P-305.01
DOB PAGE No:	67 of 97

DOB EMPLOYEE STAMP: DOB B-SCAN:

36" x 48" Arch E SHEET SIZE
FILE NAME: C:\Revit Local Files\Y130747-000 AKF 865_MEP15-CENTRAL_burhtad.rvt
PLOT DATE: 6/17/2015 3:37:29 PM

DEPT OF BLDGS 421263505 Job Number
E300021507460 Scan Code

36" x 48" Arch E SHEET SIZE

63RD FLOOR
981'-4"

62ND FLOOR
968'-8"

61ST FLOOR
955'-8"

60TH FLOOR
942'-10"

59TH FLOOR
930'-0"

58TH FLOOR
917'-2"

57TH FLOOR
904'-4"

56TH FLOOR
891'-6"

55TH FLOOR
878'-8"

54TH FLOOR
865'-10"

53RD FLOOR
853'-0"

52ND FLOOR
840'-2"

51ST FLOOR
827'-4"

50TH FLOOR
814'-6"

49TH FLOOR
801'-8"

48TH FLOOR
788'-10"

47TH FLOOR
776'-0"

46TH FLOOR
752'-0"

45TH FLOOR
736'-0"

44TH FLOOR
724'-2"

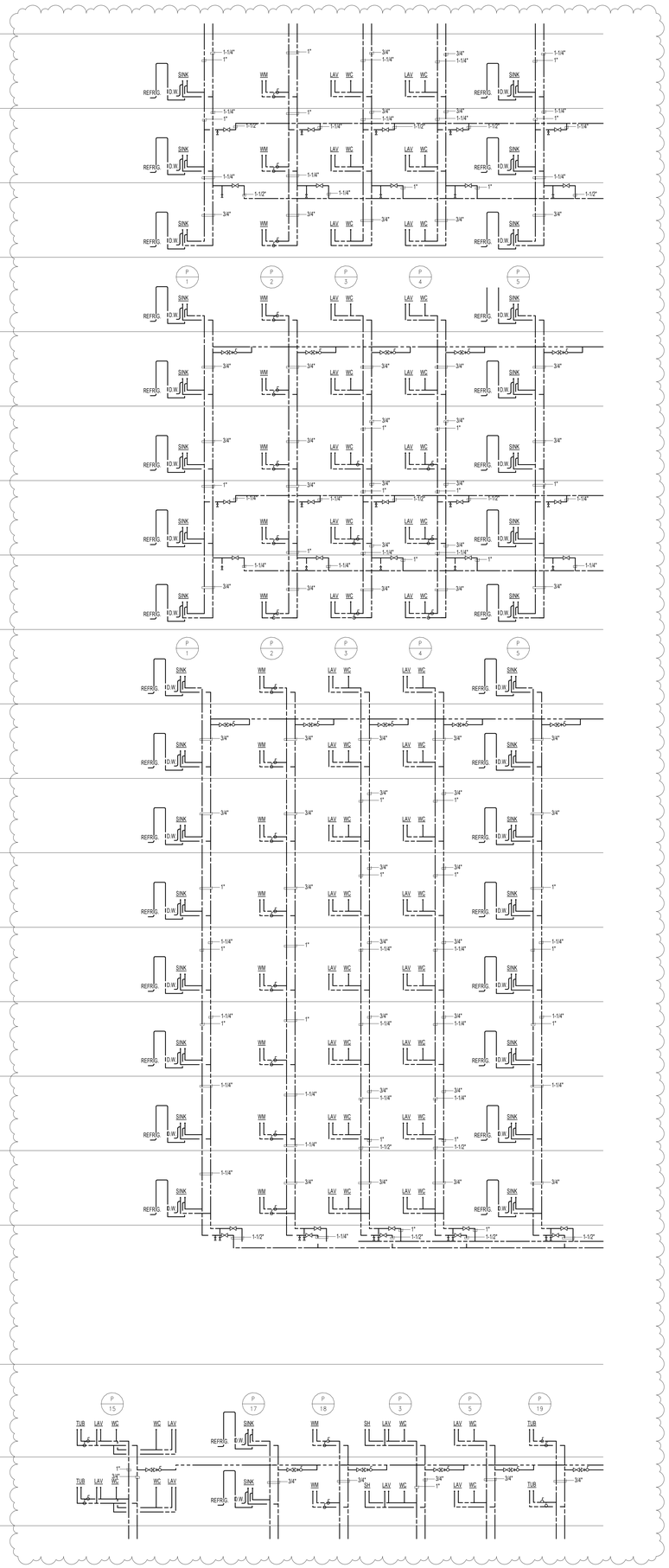

NOTE:
1. PROVIDE HOSE BIBBS IN ALL ROOMS WITH FLOOR DRAINS
2. PROVIDE TRAP PRIMERS FOR ALL FLOOR DRAINS

KEY PLAN:

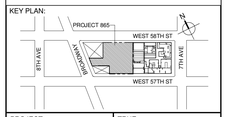

PROJECT NORTH

TRUE NORTH

DEVELOPER:
EXTELL DEVELOPMENT COMPANY
805 THIRD AVENUE, 7TH FLOOR
New York, NY 10022 USA
TEL: 212 712 6000 FAX: 212 712 6100

DESIGN ARCHITECT: Base Building Shell & Core
ADRIAN SMITH + GORDON GILL ARCHITECTURE
111 WEST MONROE STREET SUITE 2300
CHICAGO IL 60603
TEL: 312 920 1888 FAX: 312 920 1775

INTERIOR DESIGNER: Residential
Rottet Architecture and Design Studio, PLLC
298 Fifth Ave, 7th Floor
New York, NY 10001
TEL: 646 998 7000 FAX:

ARCHITECT OF RECORD:Base Building Shell, Core, & Residential
AAI ARCHITECTS, P.C.
401 Wellington St. W., 3rd Floor
Toronto, ON M5V 1E7 Canada
TEL: 416 967 1500 FAX: 416 967 7150

STRUCTURAL ENGINEERS:
WSP CANTOR SEINUK
228 EAST 45th Street
New York, NY 10017 USA
TEL: 212 687 9888 FAX: 646 487 5501

MEP ENGINEERS:
AKF GROUP
One Liberty Plaza, 165 Broadway, 22nd Floor
New York, NY 10006 USA
TEL: 212 354 5656 FAX: 212 354 5668

GEOTECHNICAL ENGINEERS:
Langan Engineering & Environmental Services
21 Penn Plaza - 360 West 31st Street, 8th Floor
New York, NY 10001-2727
TEL: 212 479 5400 FAX: 212 479 5444

CODE CONSULTANTS:
Construction Consulting Associates
100 Church Street
New York, NY 10007
TEL: 212 385 1818 FAX: 212 385 1911

CURTAINWALL CONSULTANT:
AJLP Consulting
40 Worth Street. Suite 826
New York, NY 10013
TEL: 212 757 5659 FAX: 646 219 8508

LANDMARK/PRESERVATION CONSULTANT:
Jan Hird Pokorny Associates, Inc.
39 West 37th Street, 12A
New York, NY 10018
TEL: 212 759 6462 FAX: 212 759 6540

No.	DESCRIPTION	DATE
1	ISSUED FOR SCHEMATIC DESIGN	04 APR 2014
2	ISSUED FOR DESIGN DEVLEOPMENT	01 JUL 2014
3	ISSUED FOR DESIGN DEVLEOPMENT	31 JUL 2014
4	CD PROGRESS ISSUE 1	15 OCT 2014
5	ISSUED FOR BID - PLUMBING	15 OCT 2014
6	DOB SUBMISSION	19 DEC 2014
7	CD PROGRESS ISSUE 3	09 MAR 2015
8	CD PROGRESS ISSUE 4	01 JUN 2015
9	CD PROGRESS ISSUE 5	10 AUG 2015
10	DOB AMENDMENT 2	18 SEP 2015

0 4' - 0" 8' - 0" 16' - 0"

Discrepancies must be reported immediately to the Architect before proceeding. Only figured dimensions are to be used. Contractors must check all dimensions on site. This drawing is protected by copyright.

ALL DIMENSIONS ARE SHOWN IN IMPERIAL.

CONSULTANT:
AKF
ONE LIBERTY PLAZA, 165 BROADWAY, 22nd FLOOR
NEW YORK, NY 10006
T: 212.354.5656 F: 212.354.5668
Atlanta / Boise / Henry City / Minneapolis / New York
Philadelphia / Princeton / Pueblo / Rochester / Vancouver

PROJECT:
217 WEST 57TH STREET
NEW YORK, NY

DRAWING TITLE:
PLUMBING
DOMESTIC WATER RISER DIAGRAM

SEAL & SIGNATURE:

STATE OF NEW YORK
ADRIAN SMITH
LICENSED PROFESSIONAL ENGINEER

DATE:	10/15/14
PROJECT No:	Y130747-000
DRAWN: JRD	REV:
CHK: JRD	10
SCALE: NONE	
DWG No:	
P-306.00	
DOB PAGE No: 68 of 97	

DOB EMPLOYEE STAMP:

DOB B-SCAN:

FILE NAME: C:\Revit Local Files\Y130747-000-AAF-BSL_MEP15-CENTRAL_bedhaez.rvt
PLOT DATE 6/1/2015 9:53:25 PM

DEPT OF BLDGS 421258305 Job Number
E352543395 Scan Code



KEY PLAN:

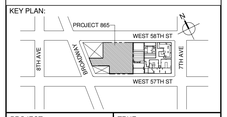

PROJECT NORTH

TRUE NORTH

DEVELOPER:
EXTELL DEVELOPMENT COMPANY
805 THIRD AVENUE, 7TH FLOOR
New York, NY 10022 USA
TEL: 212 712 6000 FAX: 212 712 6100

DESIGN ARCHITECT: Base Building Shell & Core
ADRIAN SMITH + GORDON GILL ARCHITECTURE
111 WEST MONROE STREET SUITE 2300
CHICAGO IL 60603
TEL: 312 920 1888 FAX: 312 920 1775

INTERIOR DESIGNER: Residential
Rottet Architecture and Design Studio, PLLC
298 Fifth Ave, 7th Floor
New York, NY 10001
TEL: 646 998 7000 FAX:

ARCHITECT OF RECORD:Base Building Shell, Core, & Residential
AAI ARCHITECTS, P.C.
401 Wellington St. W., 3rd Floor
Toronto, ON M5V 1E7 Canada
TEL: 416 967 1500 FAX: 416 967 7150

STRUCTURAL ENGINEERS:
WSP CANTOR SEINUK
228 EAST 45th Street
New York, NY 10017 USA
TEL: 212 687 9888 FAX: 646 487 5501

MEP ENGINEERS:
AKF GROUP
One Liberty Plaza, 165 Broadway, 22nd Floor
New York, NY 10006 USA
TEL: 212 354 5656 FAX: 212 354 5668

GEOTECHNICAL ENGINEERS:
Langan Engineering & Environmental Services
21 Penn Plaza - 360 West 31st Street, 8th Floor
New York, NY 10001-2727
TEL: 212 479 5400 FAX: 212 479 5444

CODE CONSULTANTS:
Construction Consulting Associates
100 Church Street
New York, NY 10007
TEL: 212 385 1818 FAX: 212 385 1911

CURTAINWALL CONSULTANT:
AJLP Consulting
40 Worth Street, Suite 826
New York, NY 10013
TEL: 212 757 5659 FAX: 646 219 8508

LANDMARK/PRESERVATION CONSULTANT:
Jan Hird Pokorny Associates, Inc.
39 West 37th Street, 12A
New York, NY 10018
TEL: 212 759 6462 FAX: 212 759 6540

No.	DESCRIPTION	DATE
1	ISSUED FOR SCHEMATIC DESIGN	04 APR 2014
2	ISSUED FOR DESIGN DEVELOPMENT	01 JUL 2014
3	ISSUED FOR DESIGN DEVELOPMENT	31 JUL 2014
4	CD PROGRESS ISSUE 1	15 OCT 2014
5	ISSUED FOR BID - PLUMBING	15 OCT 2014
6	DOB SUBMISSION	19 DEC 2014
7	CD PROGRESS ISSUE 3	09 MAR 2015
8	CD PROGRESS ISSUE 4	01 JUN 2015
9	CD PROGRESS ISSUE 5	10 AUG 2015
10	DOB AMENDMENT 2	18 SEP 2015

0 4' - 0" 8' - 0" 16' - 0"

Discrepancies must be reported immediately to the Architect before proceeding. Only figured dimensions are to be used. Contractors must check all dimensions on site. This drawing is protected by copyright.

ALL DIMENSIONS ARE SHOWN IN IMPERIAL.

CONSULTANT:
AKF
ONE LIBERTY PLAZA, 165 BROADWAY, 22nd FLOOR
NEW YORK, NY 10006
T: 212.354.5656 F: 212.354.5668
Atlanta / Boston / Kansas City / Minneapolis / New York
Philadelphia / Princeton / Portland / Rochester / Portsmouth

PROJECT:
217 WEST 57TH STREET
NEW YORK, NY

DRAWING TITLE:
PLUMBING
DOMESTIC WATER RISER DIAGRAM

SEAL & SIGNATURE:

DATE:	10/15/14
PROJECT No:	Y130747-000
DRAWN: JRD	REV.: 10
CHK: JRD	
SCALE: NONE	
DWG No:	P-307.01
DOB PAGE No:	69 of 97

DOB EMPLOYEE STAMP:

DOB B-SCAN:

36" x 48" Arch E SHEET SIZE

FILE NAME: C:\Revit Local Files\Y130747-000 AKF MEP15 -CENTRAL_bwhfdz.rvt
PLOT DATE: 6/17/2015 5:57:31 PM

DEPT OF BLDGS 421263426 Job Number
E-SSY 2959985 Scan Code

36" x 48" Arch E SHEET SIZE

81ST FLOOR
1244'-2"

80TH FLOOR
1231'-4"

79TH FLOOR
1218'-6"

78TH FLOOR
1205'-8"

77TH FLOOR
1192'-10"

76TH FLOOR
1180'-0"

75TH FLOOR
1167'-2"

74TH FLOOR
1154'-2"

73RD FLOOR
1141'-6"

72ND FLOOR
1128'-8"

71ST FLOOR
1115'-10

70TH FLOOR
1099'-10"

69TH FLOOR
1083'-10"

68TH FLOOR
1067'-10"

67TH MEZZ

67TH FLOOR
1035'-10"

66TH FLOOR
1019'-10"

65TH FLOOR
1007'-0"

NOTE:
1. PROVIDE HOSE BIBBS IN ALL ROOMS WITH FLOOR DRAINS
2. PROVIDE TRAP PRIMERS FOR ALL FLOOR DRAINS

64TH FLOOR
994'-2"

63RD FLOOR
981'-4"

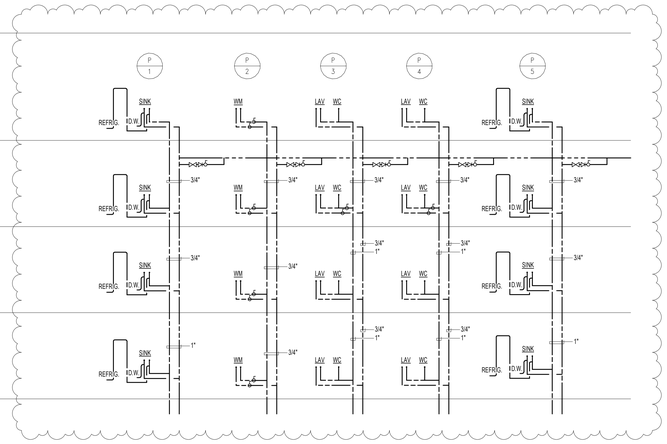

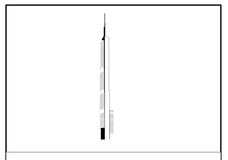

KEY PLAN:

PROJECT NORTH

TRUE NORTH

DEVELOPER:
EXTELL DEVELOPMENT COMPANY
805 THIRD AVENUE, 7TH FLOOR
New York, NY 10022 USA
TEL: 212 712 6000 FAX: 212 712 6100

DESIGN ARCHITECT: Base Building Shell & Core
ADRIAN SMITH + GORDON GILL ARCHITECTURE
111 WEST MONROE STREET SUITE 2300
CHICAGO IL 60603
TEL: 312 920 1888 FAX: 312 920 1775

INTERIOR DESIGNER: Residential
Rottet Architecture and Design Studio, PLLC
298 Fifth Ave, 7th Floor
New York, NY 10001
TEL: 646 998 7000 FAX:

ARCHITECT OF RECORD:Base Building Shell, Core, & Residential
AAI ARCHITECTS, P.C.
401 Wellington St. W., 3rd Floor
Toronto, ON M5V 1E7 Canada
TEL: 416 967 1500 FAX: 416 967 7150

STRUCTURAL ENGINEERS:
WSP CANTOR SEINUK
228 EAST 45th Street
New York, NY 10017 USA
TEL: 212 687 9888 FAX: 646 487 5501

MEP ENGINEERS:
AKF GROUP
One Liberty Plaza, 165 Broadway, 22nd Floor
New York, NY 10006 USA
TEL: 212 354 5656 FAX: 212 354 5668

GEOTECHNICAL ENGINEERS:
Langan Engineering & Environmental Services
21 Penn Plaza - 360 West 31st Street, 8th Floor
New York, NY 10001-2727
TEL: 212 479 5400 FAX: 212 479 5444

CODE CONSULTANTS:
Construction Consulting Associates
100 Church Street
New York, NY 10007
TEL: 212 385 1818 FAX: 212 385 1911

CURTAINWALL CONSULTANT:
AJLP Consulting
40 Worth Street. Suite 826
New York, NY 10013
TEL: 212 757 5659 FAX: 646 219 8508

LANDMARK/PRESERVATION CONSULTANT:
Jan Hird Pokorny Associates, Inc.
39 West 37th Street, 12A
New York, NY 10018
TEL: 212 759 6462 FAX: 212 759 6540

No.	DESCRIPTION	DATE
1	ISSUED FOR SCHEMATIC DESIGN	04 APR 2014
2	ISSUED FOR DESIGN DEVELOPMENT	01 JUL 2014
3	ISSUED FOR DESIGN DEVELOPMENT	31 JUL 2014
4	CD PROGRESS ISSUE 1	15 OCT 2014
5	ISSUED FOR BID - PLUMBING	15 OCT 2014
6	DOB SUBMISSION	19 DEC 2014
7	CD PROGRESS ISSUE 3	09 MAR 2015
8	CD PROGRESS ISSUE 4	01 JUN 2015
9	CD PROGRESS ISSUE 5	10 AUG 2015
10	DOB AMENDMENT 2	18 SEP 2015

0 4'-0" 8'-0" 16'-0"

Discrepancies must be reported immediately to the Architect before proceeding. Only figured dimensions are to be used. Contractors must check all dimensions on site. This drawing is protected by copyright.

ALL DIMENSIONS ARE SHOWN IN IMPERIAL.

CONSULTANT:
AKF
ONE LIBERTY PLAZA, 165 BROADWAY, 22nd FLOOR
NEW YORK, NY 10006
T: 212.354.5656 F: 212.354.5668
Arlington / Boston / Chicago / Dallas / Los Angeles / New York / Philadelphia / Pittsburgh / Portland / Reston / Seattle / Washington

PROJECT:

217 WEST 57TH STREET
NEW YORK, NY

DRAWING TITLE:

PLUMBING
DOMESTIC WATER RISER DIAGRAM

SEAL & SIGNATURE:

DATE:	10/15/14
PROJECT No:	Y130747-000
DRAWN: JRD	REV:
CHK: JRD	10
SCALE: NONE	
DWG No:	P-308.00
DOB PAGE No:	70 of 97

DOB EMPLOYEE STAMP:

DOB B-SCAN:

FILE NAME: C:\Revit Local Files\Y130747-000 AKF 865_MEP15-CENTRAL_bushlad.rvt
PLOT DATE: 6/17/2015 3:57:36 PM

DEPT OF BLDGS 421263626 Job Number
E381995794S Scan Code

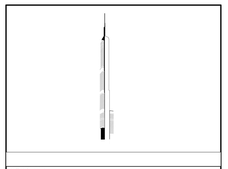

KEY PLAN:

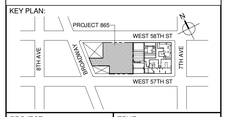

PROJECT NORTH

TRUE NORTH

DEVELOPER:
EXTELL DEVELOPMENT COMPANY
805 THIRD AVENUE, 7TH FLOOR
New York, NY 10022 USA
TEL: 212 712 6000 FAX: 212 712 6100

DESIGN ARCHITECT: Base Building Shell & Core
ADRIAN SMITH + GORDON GILL ARCHITECTURE
111 WEST MONROE STREET SUITE 2300
CHICAGO IL 60603
TEL: 312 920 1888 FAX: 312 920 1775

INTERIOR DESIGNER: Residential
Rottet Architecture and Design Studio, PLLC
298 Fifth Ave, 7th Floor
New York, NY 10001
TEL: 646 998 7000 FAX:

ARCHITECT OF RECORD:Base Building Shell, Core, & Residential
AAI ARCHITECTS, P.C.
401 Wellington St. W., 3rd Floor
Toronto, ON M5V 1E7 Canada
TEL: 416 967 1500 FAX: 416 967 7150

STRUCTURAL ENGINEERS:
WSP CANTOR SEINUK
228 EAST 45th Street
New York, NY 10017 USA
TEL: 212 687 9888 FAX: 646 487 5501

MEP ENGINEERS:
AKF GROUP
One Liberty Plaza, 165 Broadway, 22nd Floor
New York, NY 10006 USA
TEL: 212 354 5656 FAX: 212 354 5668

GEOTECHNICAL ENGINEERS:
Langan Engineering & Environmental Services
21 Penn Plaza - 360 West 31st Street, 8th Floor
New York, NY 10001-2727
TEL: 212 479 5400 FAX: 212 479 5444

CODE CONSULTANTS:
Construction Consulting Associates
100 Church Street
New York, NY 10007
TEL: 212 385 1818 FAX: 212 385 1911

CURTAINWALL CONSULTANT:
AJLP Consulting
40 Worth Street, Suite 826
New York, NY 10013
TEL: 212 757 5659 FAX: 646 219 8508

LANDMARK/PRESERVATION CONSULTANT:
Jan Hird Pokorny Associates, Inc.
39 West 37th Street, 12A
New York, NY 10018
TEL: 212 759 6462 FAX: 212 759 6540

No.	DESCRIPTION	DATE
1	ISSUED FOR SCHEMATIC DESIGN	04 APR 2014
2	ISSUED FOR DESIGN DEVELOPMENT	01 JUL 2014
3	ISSUED FOR DESIGN DEVELOPMENT	31 JUL 2014
4	CD PROGRESS ISSUE 1	15 OCT 2014
5	ISSUED FOR BID - PLUMBING	15 OCT 2014
6	DOB SUBMISSION	19 DEC 2014
7	CD PROGRESS ISSUE 3	09 MAR 2015
8	CD PROGRESS ISSUE 4	01 JUN 2015
9	CD PROGRESS ISSUE 5	10 AUG 2015
10	DOB AMENDMENT 2	18 SEP 2015

0 4'-0" 8'-0" 16'-0"

Discrepancies must be reported immediately to the Architect before proceeding. Only figured dimensions are to be used. Contractors must check all dimensions on site. This drawing is protected by copyright.

ALL DIMENSIONS ARE SHOWN IN IMPERIAL.

CONSULTANT:
AKF
ONE LIBERTY PLAZA, 165 BROADWAY, 22nd FLOOR
NEW YORK, NY 10006
T: 212.354.5656 F: 212.354.5668
Mechanical • Electrical • Plumbing • Fire Protection
Residential • Commercial • Public • Healthcare • Science/Lab

PROJECT:

217 WEST 57TH STREET
NEW YORK, NY

DRAWING TITLE:

PLUMBING
DOMESTIC WATER RISER DIAGRAM

SEAL & SIGNATURE:

STATE OF NEW YORK · CHRISTOPHER D. MOORE · No. 075139 · LICENSED PROFESSIONAL ENGINEER

DATE:	10/15/14
PROJECT No:	Y130747-000
DRAWN: JRD	REV: 10
CHK: JRD	
SCALE: NONE	
DWG No:	**P-309.01**
DOB PAGE No:	71 of 97

DOB EMPLOYEE STAMP:

DOB B-SCAN:

36" x 48" Arch E SHEET SIZE
FILE NAME: C:\Revit Local Files\Y130747-000-ANY-865_MEP15-CENTRAL_berhelzr.rvt
PLOT DATE: 6/17/2015 3:53:47 PM

DEPT OF BLDGS 421263825 Job Number
E302197404E5 Scan Code

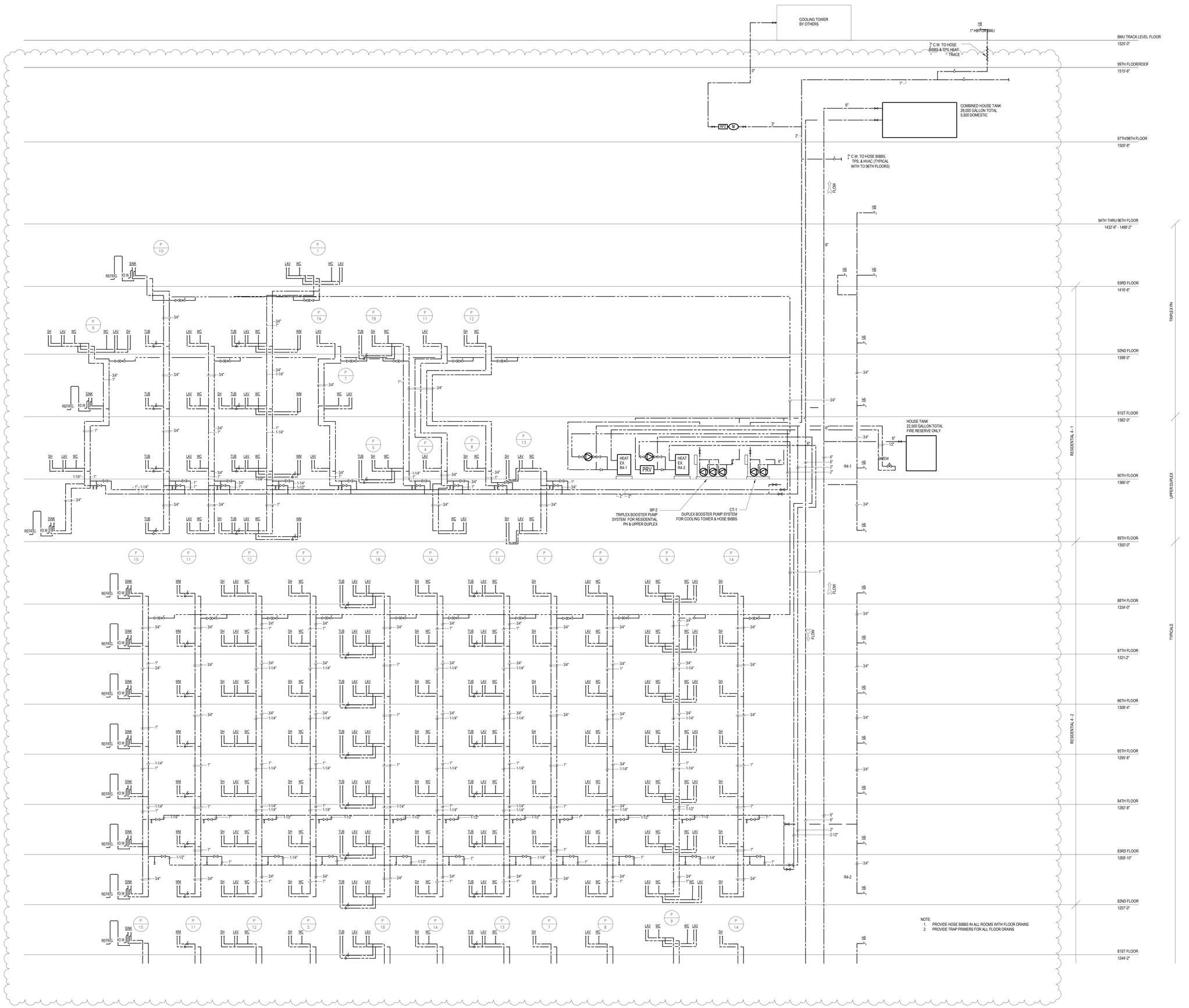

NOTE:
1. PROVIDE HOSE BIBBS IN ALL ROOMS WITH FLOOR DRAINS
2. PROVIDE TRAP PRIMERS FOR ALL FLOOR DRAINS

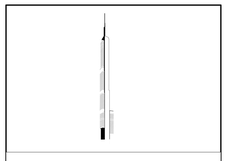

KEY PLAN:

PROJECT NORTH | TRUE NORTH

DEVELOPER:
EXTELL DEVELOPMENT COMPANY
805 THIRD AVENUE, 7TH FLOOR
New York, NY 10002 USA
TEL: 212 712 6000 FAX: 212 712 6100

DESIGN ARCHITECT: Base Building Shell & Core
ADRIAN SMITH + GORDON GILL ARCHITECTURE
111 WEST MONROE STREET SUITE 2300
CHICAGO IL 60603
TEL: 312 920 1888 FAX: 312 920 1775

INTERIOR DESIGNER: Residential
Rottet Architecture and Design Studio, PLLC
298 Fifth Ave, 7th Floor
New York, NY 10001
TEL: 646 998 7000 FAX:

ARCHITECT OF RECORD:Base Building Shell, Core, & Residential
AAI ARCHITECTS, P.C.
401 Wellington St. W., 3rd Floor
Toronto, ON M5V 1E7 Canada
TEL: 416 967 1500 FAX: 416 967 7150

STRUCTURAL ENGINEERS:
WSP CANTOR SEINUK
228 EAST 45th Street
New York, NY 10017 USA
TEL: 212 687 9888 FAX: 646 487 5501

MEP ENGINEERS:
AKF GROUP
One Liberty Plaza, 165 Broadway, 22nd Floor
New York, NY 10006 USA
TEL: 212 354 5656 FAX: 212 354 5668

GEOTECHNICAL ENGINEERS:
Langan Engineering & Environmental Services
21 Penn Plaza - 360 West 31st Street, 8th Floor
New York, NY 10001-2727
TEL: 212 479 5400 FAX: 212 479 5444

CODE CONSULTANTS:
Construction Consulting Associates
100 Church Street
New York, NY 10007
TEL: 212 385 1818 FAX: 212 385 1911

CURTAINWALL CONSULTANT:
AJLP Consulting
40 Worth Street, Suite 826
New York, NY 10013
TEL: 212 757 5659 FAX: 646 219 8508

LANDMARK/PRESERVATION CONSULTANT:
Jan Hird Pokorny Associates, Inc.
39 West 37th Street, 12A
New York, NY 10018
TEL: 212 759 6462 FAX: 212 759 6540

No.	DESCRIPTION	DATE
1	ISSUED FOR SCHEMATIC DESIGN	04 APR 2014
2	ISSUED FOR DESIGN DEVELOPMENT	01 JUL 2014
3	ISSUED FOR DESIGN DEVELOPMENT	31 JUL 2014
4	CD PROGRESS ISSUE 1	15 OCT 2014
5	ISSUED FOR BID - PLUMBING	15 OCT 2014
6	DOB SUBMISSION	19 DEC 2014
7	CD PROGRESS ISSUE 3	09 MAR 2015
8	CD PROGRESS ISSUE 4	01 JUN 2015
9	CD PROGRESS ISSUE 5	10 AUG 2015
10	DOB AMENDMENT 2	18 SEP 2015

0 4'-0" 8'-0" 16'-0"

Discrepancies must be reported immediately to the Architect before proceeding. Only figured dimensions are to be used. Contractors must check all dimensions on site. This drawing is protected by copyright.

ALL DIMENSIONS ARE SHOWN IN IMPERIAL.

CONSULTANT:
AKF
ONE LIBERTY PLAZA, 165 BROADWAY, 22nd FLOOR
NEW YORK, NY 10006
T: 212.354.5656 F: 212.354.5668
Washington / Boston / Chicago / Los Angeles / Philadelphia / Pittsburgh / San Francisco
Philadelphia / Princeton / Toronto / Vancouver / Cambridge

PROJECT:
217 WEST 57TH STREET
NEW YORK, NY

DRAWING TITLE:
PLUMBING
DOMESTIC WATER RISER DIAGRAM

SEAL & SIGNATURE:

DATE:	10/15/14
PROJECT No:	Y130747-000
DRAWN: JRD	REV:
CHK: JRD	10
SCALE: NONE	
DWG No:	P-311.01
DOB PAGE No:	72 of 97

DOB EMPLOYEE STAMP: DOB B-SCAN:

36" x 48" from E SHEET SIZE
FILE NAME: C:\Revit Local Files\Y130747-000 ANY 865_MEP15-CENTRAL_bomkaz.rvt
PLOT DATE: 9/17/2015 3:57:46 PM

DEPT OF BLDGS 421263526 Job Number
E3414664944 Scan Code

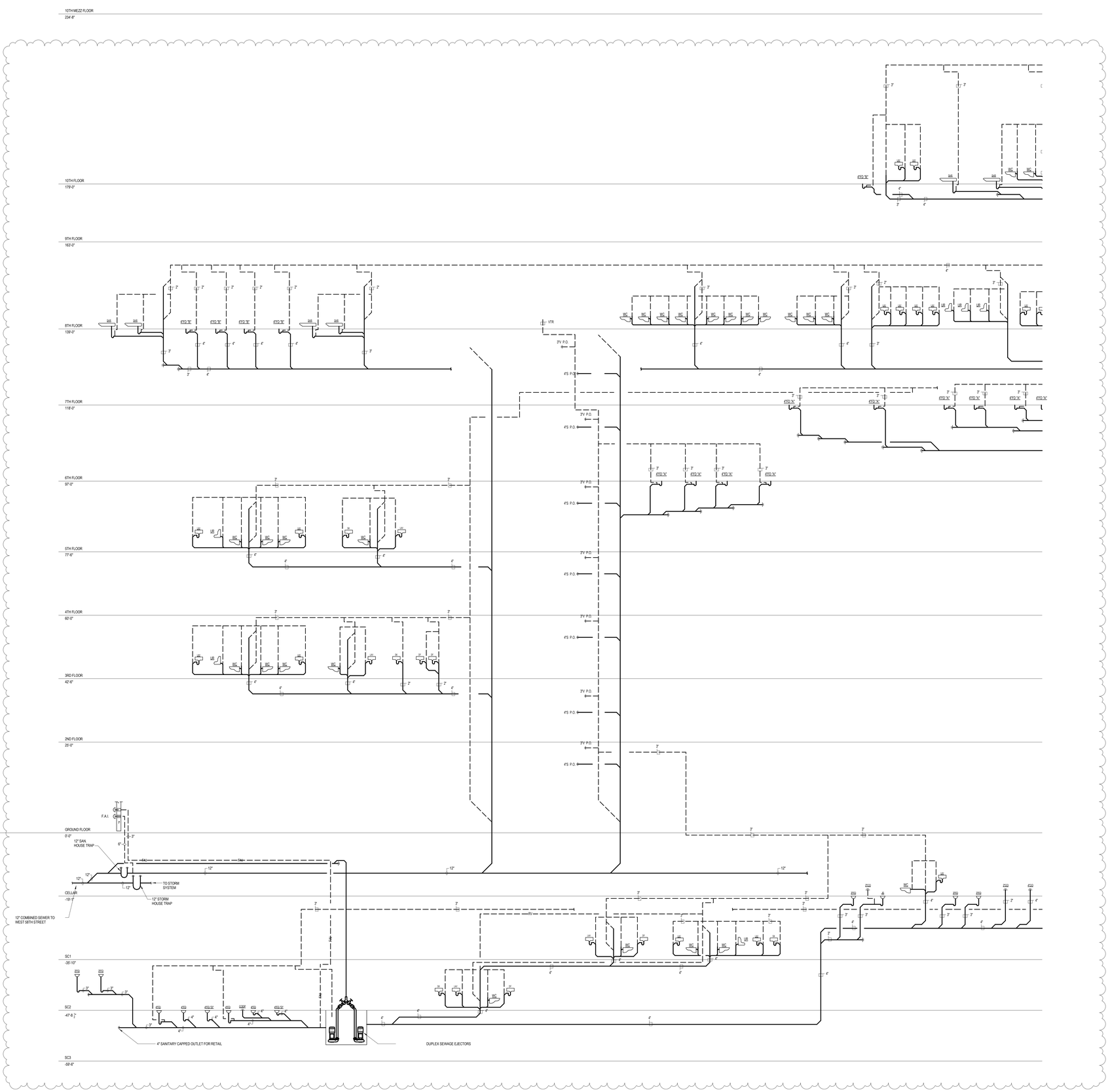

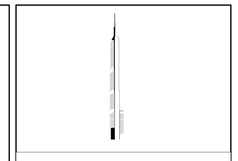

KEY PLAN:

PROJECT NORTH

TRUE NORTH

DEVELOPER:
EXTELL DEVELOPMENT COMPANY
805 THIRD AVENUE, 7TH FLOOR
New York, NY 10022 USA
TEL: 212 712 6000 FAX: 212 712 6100

DESIGN ARCHITECT: Base Building Shell & Core
ADRIAN SMITH + GORDON GILL ARCHITECTURE
111 WEST MONROE STREET SUITE 2300
CHICAGO IL 60603
TEL: 312 920 1888 FAX: 312 920 1775

INTERIOR DESIGNER: Residential
Rottet Architecture and Design Studio, PLLC
298 Fifth Ave, 7th Floor
New York, NY 10001
TEL: 646 998 7000 FAX:

ARCHITECT OF RECORD:Base Building Shell, Core, & Residential
AAI ARCHITECTS, P.C.
401 Wellington St. W., 3rd Floor
Toronto, ON M5V 1E7 Canada
TEL: 416 967 1500 FAX: 416 967 7150

STRUCTURAL ENGINEERS:
WSP CANTOR SEINUK
228 EAST 45th Street
New York, NY 10017 USA
TEL: 212 687 9888 FAX: 646 487 5501

MEP ENGINEERS:
AKF GROUP
One Liberty Plaza, 165 Broadway, 22nd Floor
New York, NY 10006 USA
TEL: 212 354 5656 FAX: 212 354 5668

GEOTECHNICAL ENGINEERS:
Langan Engineering & Environmental Services
21 Penn Plaza - 360 West 31st Street, 8th Floor
New York, NY 10001-2727
TEL: 212 479 5400 FAX: 212 479 5444

CODE CONSULTANTS:
Construction Consulting Associates
100 Church Street
New York, NY 10007
TEL: 212 385 1818 FAX: 212 385 1911

CURTAINWALL CONSULTANT:
AJLP Consulting
40 Worth Street. Suite 826
New York, NY 10013
TEL: 212 757 5659 FAX: 646 219 8508

LANDMARK/PRESERVATION CONSULTANT:
Jan Hird Pokorny Associates, Inc.
39 West 37th Street, 12A
New York, NY 10018
TEL: 212 759 6462 FAX: 212 759 6540

No.	DESCRIPTION	DATE
1	ISSUED FOR SCHEMATIC DESIGN	04 APR 2014
2	ISSUED FOR DESIGN DEVELOPMENT	01 JUL 2014
3	ISSUED FOR DESIGN DEVELOPMENT	31 JUL 2014
4	CD PROGRESS ISSUE 1	15 OCT 2014
5	ISSUED FOR BID - PLUMBING	15 OCT 2014
6	DOB SUBMISSION	19 DEC 2014
7	CD PROGRESS ISSUE 3	09 MAR 2015
8	CD PROGRESS ISSUE 4	01 JUN 2015
9	CD PROGRESS ISSUE 5	10 AUG 2015
10	DOB AMENDMENT 2	18 SEP 2015

Discrepancies must be reported immediately to the Architect before proceeding. Only figured dimensions are to be used. Contractors must check all dimensions on site. This drawing is protected by copyright.

ALL DIMENSIONS ARE SHOWN IN IMPERIAL.

CONSULTANT:
AKF
ONE LIBERTY PLAZA, 165 BROADWAY, 22nd FLOOR
NEW YORK, NY 10006
T: 212.354.5656 F: 212.354.5668
Oregon / Boston / Mexico City / Minneapolis / New York
Philadelphia / Princeton / Pittsburgh / Rochester / Scottsdale

PROJECT:
217 WEST 57TH STREET
NEW YORK, NY

DRAWING TITLE:
PLUMBING
SANITARY RISER DIAGRAM

SEAL & SIGNATURE:

DATE:	04/04/14
PROJECT No:	Y130747-000
DRAWN: JRD	REV:
CHK: JRD	10
SCALE: NONE	
DWG No:	
P-312.01	
DOB PAGE No:	73 of 97

DOB EMPLOYEE STAMP:

DOB B-SCAN:

36" x 48" Form B - SHEET SIZE
FILE NAME: C:\Revit Local Files\Y130747-000_AKF_865_MEP15-CENTRAL_tsolnisz.rvt
PLOT DATE: 8/17/2015 3:57:57 PM

DEPT OF BLDGS 421258305 Job Number
E399125352975 Scan Code

36" x 48" Arch E SHEET SIZE

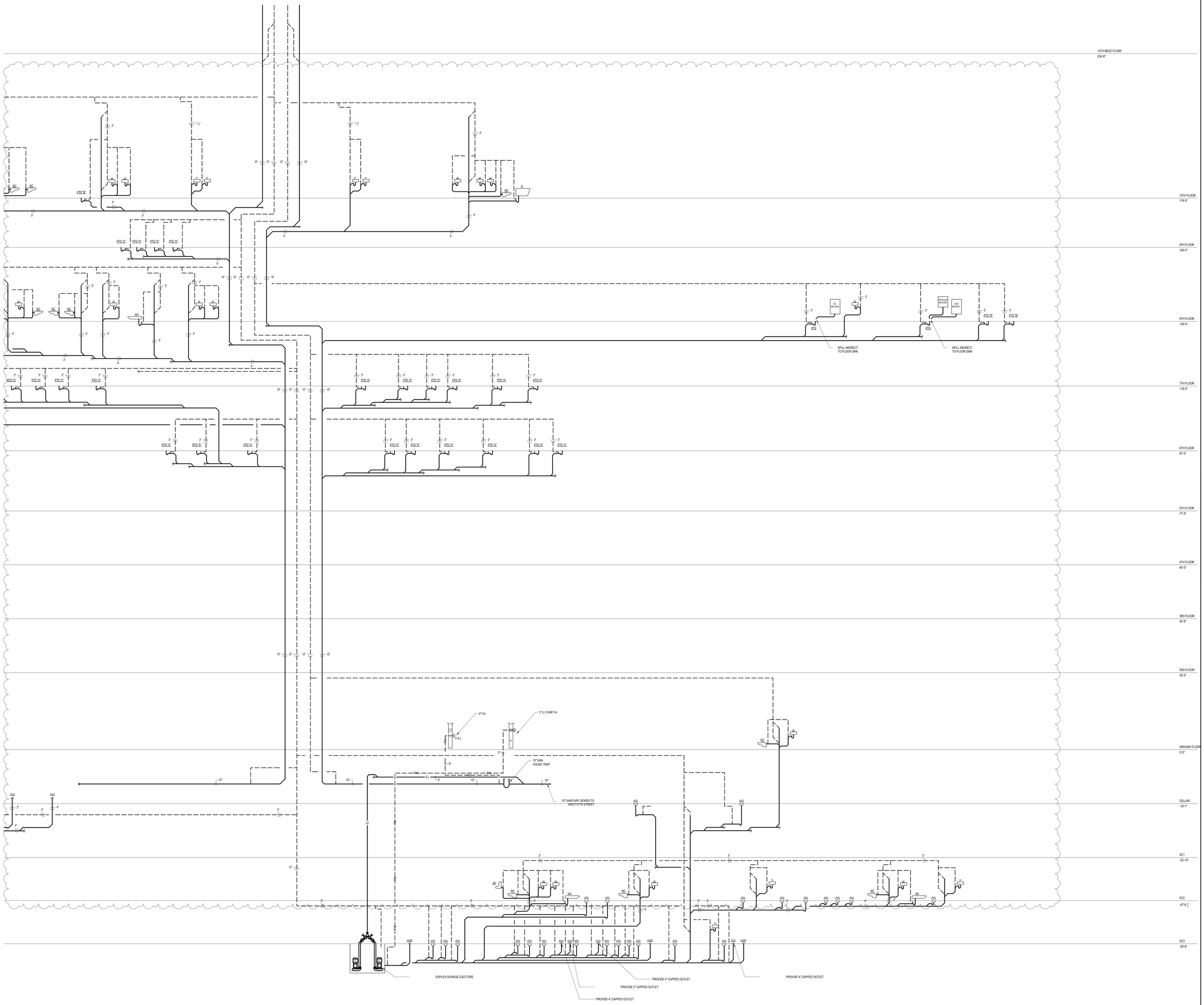

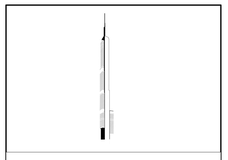

KEY PLAN:

PROJECT NORTH

TRUE NORTH

DEVELOPER:
EXTELL DEVELOPMENT COMPANY
805 THIRD AVENUE, 7TH FLOOR
New York, NY 10002 USA
TEL: 212 712 6000 FAX: 212 712 6100

DESIGN ARCHITECT: Base Building Shell & Core
ADRIAN SMITH + GORDON GILL ARCHITECTURE
111 WEST MONROE STREET SUITE 2300
CHICAGO IL 60603
TEL: 312 920 1888 FAX: 312 920 1775

INTERIOR DESIGNER: Residential
Rottet Architecture and Design Studio, PLLC
298 Fifth Ave, 7th Floor
New York, NY 10001
TEL: 646 998 7000 FAX:

ARCHITECT OF RECORD:Base Building Shell, Core, & Residential
AAI ARCHITECTS, P.C.
491 Wellington St. W., 3rd Floor
Toronto, ON M5V 1E7 Canada
TEL: 416 967 1500 FAX: 416 967 7150

STRUCTURAL ENGINEERS:
WSP CANTOR SEINUK
228 EAST 45th Street
New York, NY 10017 USA
TEL: 212 687 9888 FAX: 646 487 5501

MEP ENGINEERS:
AKF GROUP
One Liberty Plaza, 165 Broadway, 22nd Floor
New York, NY 10006 USA
TEL: 212 354 5656 FAX: 212 354 5668

GEOTECHNICAL ENGINEERS:
Langan Engineering & Environmental Services
21 Penn Plaza - 360 West 31st Street, 8th Floor
New York, NY 10001-2727
TEL: 212 479 5400 FAX: 212 479 5444

CODE CONSULTANTS:
Construction Consulting Associates
100 Church Street
New York, NY 10007
TEL: 212 385 1818 FAX: 212 385 1911

CURTAINWALL CONSULTANT:
AJLP Consulting
40 Worth Street. Suite 826
New York, NY 10013
TEL: 212 757 5659 FAX: 646 219 8508

LANDMARK/PRESERVATION CONSULTANT:
Jan Hird Pokorny Associates, Inc.
39 West 37th Street, 12A
New York, NY 10018
TEL: 212 759 6462 FAX: 212 759 6540

No.	DESCRIPTION	DATE
1	ISSUED FOR SCHEMATIC DESIGN	04 APR 2014
2	ISSUED FOR DESIGN DEVLEOPMENT	01 JUL 2014
3	ISSUED FOR DESIGN DEVLEOPMENT	31 JUL 2014
4	CD PROGRESS ISSUE 1	15 OCT 2014
5	ISSUED FOR BID - PLUMBING	15 OCT 2014
6	DOB SUBMISSION	19 DEC 2014
7	CD PROGRESS ISSUE 3	09 MAR 2015
8	CD PROGRESS ISSUE 4	01 JUN 2015
9	CD PROGRESS ISSUE 5	10 AUG 2015
10	DOB AMENDMENT 2	18 SEP 2015

Discrepancies must be reported immediately to the Architect before proceeding. Only figured dimensions are to be used. Contractors must check all dimensions on site. This drawing is protected by copyright.

ALL DIMENSIONS ARE SHOWN IN IMPERIAL.

CONSULTANT:
AKF
ONE LIBERTY PLAZA, 165 BROADWAY, 22nd FLOOR
NEW YORK, NY 10006
T: 212.354.5656 F: 212.354.5668
Atlanta / Boise / Kansas City / Minneapolis / New York
Philadelphia / Princeton / Portland / Rochester / Portsmouth

PROJECT:

217 WEST 57TH STREET
NEW YORK, NY

DRAWING TITLE:

PLUMBING
SANITARY RISER DIAGRAM

SEAL & SIGNATURE:

STATE OF NEW YORK · JAMES R. DRYDEN · 039135 · LICENSED PROFESSIONAL ENGINEER

DATE:	04/04/14
PROJECT No:	Y130747-000
DRAWN: JRD	REV: 10
CHK: JRD	
SCALE: NONE	
DWG No:	P-313.01
DOB PAGE No:	74 of 97

DOB EMPLOYEE STAMP:

DOB B-SCAN:

FILE NAME: C:\Revit Local Files\Y130747-000 AKF IBS_MEP15 -CENTRAL_bsd1ldaz.rvt
PLOT DATE 6/12/2015 9:33:57 PM

DEPT OF BLDGS 121263825 Job Number
E320501950 Scan Code

36" x 48" Arch E SHEET SIZE

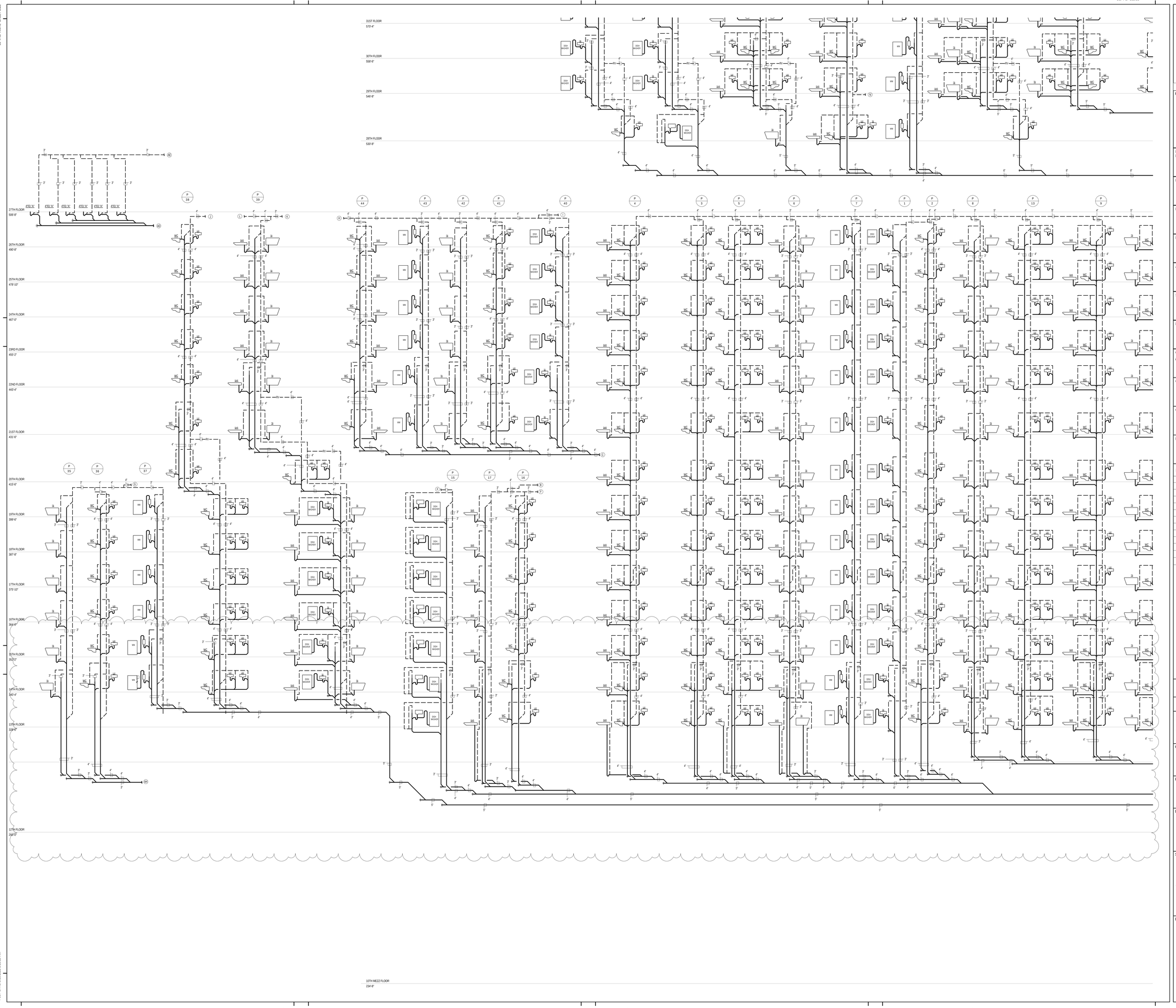

FILE NAME: C:\Bim\Local Files\Y130747-000-AKF-885_MEP15-CENTRAL_jlangner.rvt
PLOT DATE: 9/19/2015 5:10:39 AM

KEY PLAN:

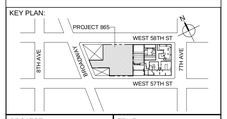

PROJECT NORTH

TRUE NORTH

DEVELOPER:
EXTELL DEVELOPMENT COMPANY
805 THIRD AVENUE, 7TH FLOOR
New York, NY 10022 USA
TEL: 212 712 6000 FAX: 212 712 6100

DESIGN ARCHITECT: Base Building Shell & Core
ADRIAN SMITH + GORDON GILL ARCHITECTURE
111 WEST MONROE STREET SUITE 2300
CHICAGO IL 60603
TEL: 312 920 1888 FAX: 312 920 1775

INTERIOR DESIGNER: Residential
Rottet Architecture and Design Studio, PLLC
298 Fifth Ave, 7th Floor
New York, NY 10001
TEL: 646 998 7000 FAX:

ARCHITECT OF RECORD:Base Building Shell, Core, & Residential
AAI ARCHITECTS, P.C.
401 Wellington St. W., 3rd Floor
Toronto, ON M5V 1E7 Canada
TEL: 416 967 1500 FAX: 416 967 7150

STRUCTURAL ENGINEERS:
WSP CANTOR SEINUK
228 EAST 45th Street
New York, NY 10017 USA
TEL: 212 687 9888 FAX: 646 487 5501

MEP ENGINEERS:
AKF GROUP
One Liberty Plaza, 165 Broadway, 22nd Floor
New York, NY 10006 USA
TEL: 212 354 5656 FAX: 212 354 5668

GEOTECHNICAL ENGINEERS:
Langan Engineering & Environmental Services
21 Penn Plaza - 360 West 31st Street, 8th Floor
New York, NY 10001-2727
TEL: 212 479 5400 FAX: 212 479 5444

CODE CONSULTANTS:
Construction Consulting Associates
100 Church Street
New York, NY 10007
TEL: 212 385 1818 FAX: 212 385 1911

CURTAINWALL CONSULTANT:
AJLP Consulting
40 Worth Street. Suite 826
New York, NY 10013
TEL: 212 757 5659 FAX: 646 219 8508

LANDMARK/PRESERVATION CONSULTANT:
Jan Hird Pokorny Associates, Inc.
39 West 37th Street, 12th
New York, NY 10018
TEL: 212 759 6462 FAX: 212 759 6540

No.	DESCRIPTION	DATE
1	ISSUED FOR SCHEMATIC DESIGN	04 APR 2014
2	ISSUED FOR DESIGN DEVELOPMENT	01 JUL 2014
3	ISSUED FOR DESIGN DEVELOPMENT	31 JUL 2014
4	CD PROGRESS ISSUE 1	15 OCT 2014
5	ISSUED FOR BID - PLUMBING	15 OCT 2014
6	DOB SUBMISSION	19 DEC 2014
7	CD PROGRESS ISSUE 5	10 AUG 2015
8	DOB AMENDMENT 2	18 SEP 2015

Discrepancies must be reported immediately to the Architect before proceeding. Only figured dimensions are to be used. Contractors must check all dimensions on site. This drawing is protected by copyright.

ALL DIMENSIONS ARE SHOWN IN IMPERIAL.

CONSULTANT:
AKF
ONE LIBERTY PLAZA, 165 BROADWAY, 22nd FLOOR
NEW YORK, NY 10006
T: 212.354.5656 F: 212.354.5668
Arlington / Boston / Mexico City / Minneapolis / New York
Philadelphia / Princeton / Florida / Rochester / Sarnfield

PROJECT:
217 WEST 57TH STREET
NEW YORK, NY

DRAWING TITLE:
PLUMBING
SANITARY RISER DIAGRAM

SEAL & SIGNATURE:

DATE:	04/04/14
PROJECT No:	Y130747-000
DRAWN: JRD	REV: 8
CHK: JRD	
SCALE: NONE	
DWG No:	**P-314.01**
DOB PAGE No:	75 of 97

DOB EMPLOYEE STAMP:

DOB B-SCAN:

DEPT OF BLDGS 121263505 Job Number

ESF1667703945 Scan Code

36" x 48" Arch E SHEET SIZE



KEY PLAN:

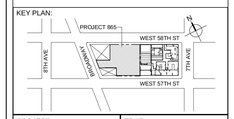

PROJECT NORTH

TRUE NORTH

DEVELOPER:
EXTELL DEVELOPMENT COMPANY
805 THIRD AVENUE, 7TH FLOOR
New York, NY 10022 USA
TEL: 212 712 6000 FAX: 212 712 6100

DESIGN ARCHITECT: Base Building Shell & Core
ADRIAN SMITH + GORDON GILL ARCHITECTURE
111 WEST MONROE STREET SUITE 2300
CHICAGO IL 60603
TEL: 312 920 1888 FAX: 312 920 1775

INTERIOR DESIGNER: Residential
Rottet Architecture and Design Studio, PLLC
298 Fifth Ave, 7th Floor
New York, NY 10001
TEL: 646 998 7000 FAX:

ARCHITECT OF RECORD:Base Building Shell, Core, & Residential
AAI ARCHITECTS, P.C.
401 Wellington St. W., 3rd Floor
Toronto, ON M5V 1E7 Canada
TEL: 416 967 1500 FAX: 416 967 7150

STRUCTURAL ENGINEERS:
WSP CANTOR SEINUK
228 EAST 45th Street
New York, NY 10017 USA
TEL: 212 687 9888 FAX: 646 487 5501

MEP ENGINEERS:
AKF GROUP
One Liberty Plaza, 165 Broadway, 22nd Floor
New York, NY 10006 USA
TEL: 212 354 5656 FAX: 212 354 5668

GEOTECHNICAL ENGINEERS:
Langan Engineering & Environmental Services
21 Penn Plaza - 360 West 31st Street, 8th Floor
New York, NY 10001-2727
TEL: 212 479 5400 FAX: 212 479 5444

CODE CONSULTANTS:
Construction Consulting Associates
100 Church Street
New York, NY 10007
TEL: 212 385 1818 FAX: 212 385 1911

CURTAINWALL CONSULTANT:
AJLP Consulting
40 Worth Street. Suite 826
New York, NY 10013
TEL: 212 757 5659 FAX: 646 219 8508

LANDMARK/PRESERVATION CONSULTANT:
Jan Hird Pokorny Associates, Inc.
39 West 37th Street, 12A
New York, NY 10018
TEL: 212 759 6462 FAX: 212 759 6540

No.	DESCRIPTION	DATE
1	ISSUED FOR SCHEMATIC DESIGN	04 APR 2014
2	ISSUED FOR DESIGN DEVELOPMENT	01 JUL 2014
3	ISSUED FOR DESIGN DEVELOPMENT	31 JUL 2014
4	CD PROGRESS ISSUE 1	15 OCT 2014
5	ISSUED FOR BID - PLUMBING	15 OCT 2014
6	DOB SUBMISSION	19 DEC 2014
7	CD PROGRESS ISSUE 3	09 MAR 2015
8	CD PROGRESS ISSUE 5	10 AUG 2015
9	DOB AMENDMENT 2	18 SEP 2015

Discrepancies must be reported immediately to the Architect before proceeding. Only figured dimensions are to be used. Contractors must check all dimensions on site. This drawing is protected by copyright.

ALL DIMENSIONS ARE SHOWN IN IMPERIAL.

CONSULTANT:
AKF
ONE LIBERTY PLAZA, 165 BROADWAY, 22nd FLOOR
NEW YORK, NY 10006
T: 212.354.5656 F: 212.354.5668
Atlanta / Boise / Mexico City / Minneapolis / New York
Philadelphia / Reston / Tuxtla / Tachira / Sanford

PROJECT:
217 WEST 57TH STREET
NEW YORK, NY

DRAWING TITLE:
PLUMBING
SANITARY RISER DIAGRAM

SEAL & SIGNATURE:

STATE OF NEW YORK · JAMES R. DOWDY · 075 · LICENSED PROFESSIONAL ENGINEER

DATE:	04/04/14
PROJECT No:	Y130747-000
DRAWN: JRD	REV: 9
CHK: JRD	
SCALE: NONE	
DWG No:	P-315.01
DOB PAGE No:	76 of 97

DOB EMPLOYEE STAMP:

DOB B-SCAN:

FILE NAME: C:\Revit Local Files\Y130747-000-AKF-865_MEP15-CENTRAL_jangner.rvt
PLOT DATE: 9/18/2015 9:58:34 AM

DEPT OF BLDGS 421226305 Job Number
E387767246 Scan Code

36" x 48" Arch E SHEET SIZE

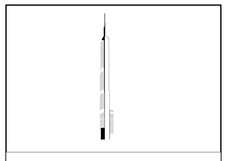

KEY PLAN:

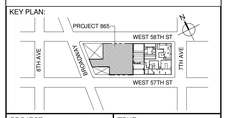

PROJECT NORTH

TRUE NORTH

DEVELOPER:
EXTELL DEVELOPMENT COMPANY
805 THIRD AVENUE, 7TH FLOOR
New York, NY 10022 USA
TEL: 212 712 6000 FAX: 212 712 6100

DESIGN ARCHITECT: Base Building Shell & Core
ADRIAN SMITH + GORDON GILL ARCHITECTURE
111 WEST MONROE STREET SUITE 2300
CHICAGO IL 60603
TEL: 312 920 1888 FAX: 312 920 1775

INTERIOR DESIGNER: Residential
Rottet Architecture and Design Studio, PLLC
298 Fifth Ave, 7th Floor
New York, NY 10001
TEL: 646 998 7000 FAX:

ARCHITECT OF RECORD:Base Building Shell, Core, & Residential
AAI ARCHITECTS, P.C.
491 Wellington St. W., 3rd Floor
Toronto, ON M5V 1E7 Canada
TEL: 416 967 1500 FAX: 416 967 7150

STRUCTURAL ENGINEERS:
WSP CANTOR SEINUK
228 EAST 45th Street
New York, NY 10017 USA
TEL: 212 687 9888 FAX: 646 487 5501

MEP ENGINEERS:
AKF GROUP
One Liberty Plaza, 165 Broadway, 22nd Floor
New York, NY 10006 USA
TEL: 212 354 5656 FAX: 212 354 5668

GEOTECHNICAL ENGINEERS:
Langan Engineering & Environmental Services
21 Penn Plaza - 360 West 31st Street, 8th Floor
New York, NY 10001-2727
TEL: 212 479 5400 FAX: 212 479 5444

CODE CONSULTANTS:
Construction Consulting Associates
100 Church Street
New York, NY 10007
TEL: 212 385 1818 FAX: 212 385 1911

CURTAINWALL CONSULTANT:
AJLP Consulting
40 Worth Street, Suite 826
New York, NY 10013
TEL: 212 757 5659 FAX: 646 219 8508

LANDMARK/PRESERVATION CONSULTANT:
Jan Hird Pokorny Associates, Inc.
39 West 37th Street, 12A
New York, NY 10018
TEL: 212 759 6462 FAX: 212 759 6540

No.	DESCRIPTION	DATE
1	ISSUED FOR SCHEMATIC DESIGN	04 APR 2014
2	ISSUED FOR DESIGN DEVELOPMENT	01 JUL 2014
3	ISSUED FOR DESIGN DEVELOPMENT	31 JUL 2014
4	CD PROGRESS ISSUE 1	15 OCT 2014
5	ISSUED FOR BID - PLUMBING	15 OCT 2014
6	DOB SUBMISSION	19 DEC 2014
7	CD PROGRESS ISSUE 3	09 MAR 2015
8	CD PROGRESS ISSUE 4	01 JUN 2015
9	CD PROGRESS ISSUE 5	10 AUG 2015
10	DOB AMENDMENT 2	18 SEP 2015

Discrepancies must be reported immediately to the Architect before proceeding. Only figured dimensions are to be used. Contractors must check all dimensions on site. This drawing is protected by copyright.

ALL DIMENSIONS ARE SHOWN IN IMPERIAL.

CONSULTANT:
AKF
ONE LIBERTY PLAZA, 165 BROADWAY, 22nd FLOOR
NEW YORK, NY 10006
T: 212.354.5656 F: 212.354.5668
Atlanta / Boston / Houston City / Philadelphia / New York
Philadelphia / Princeton / Portland / Richmond / Washington

PROJECT:
217 WEST 57TH STREET
NEW YORK, NY

DRAWING TITLE:
PLUMBING
SANITARY RISER DIAGRAM

SEAL & SIGNATURE:

STATE OF NEW YORK · JAMES R. DEPOLO · 075170 · LICENSED PROFESSIONAL ENGINEER

DATE:	04/04/14
PROJECT No:	Y130747-000
DRAWN: JRD	REV:
CHK: JRD	10
SCALE: NONE	
DWG No:	**P-317.01**
DOB PAGE No:	78 of 97

DOB EMPLOYEE STAMP:

DOB B-SCAN:

FILE NAME: C:\Revit Local Files\Y130747-000-AKF-MEL-MEP15-CENTRAL_bedfatez.rvt
PLOT DATE: 6/1/2015 5:58:02 PM

DEPT OF BLDGS 121263425 Job Number
E500161500960 Scan Code

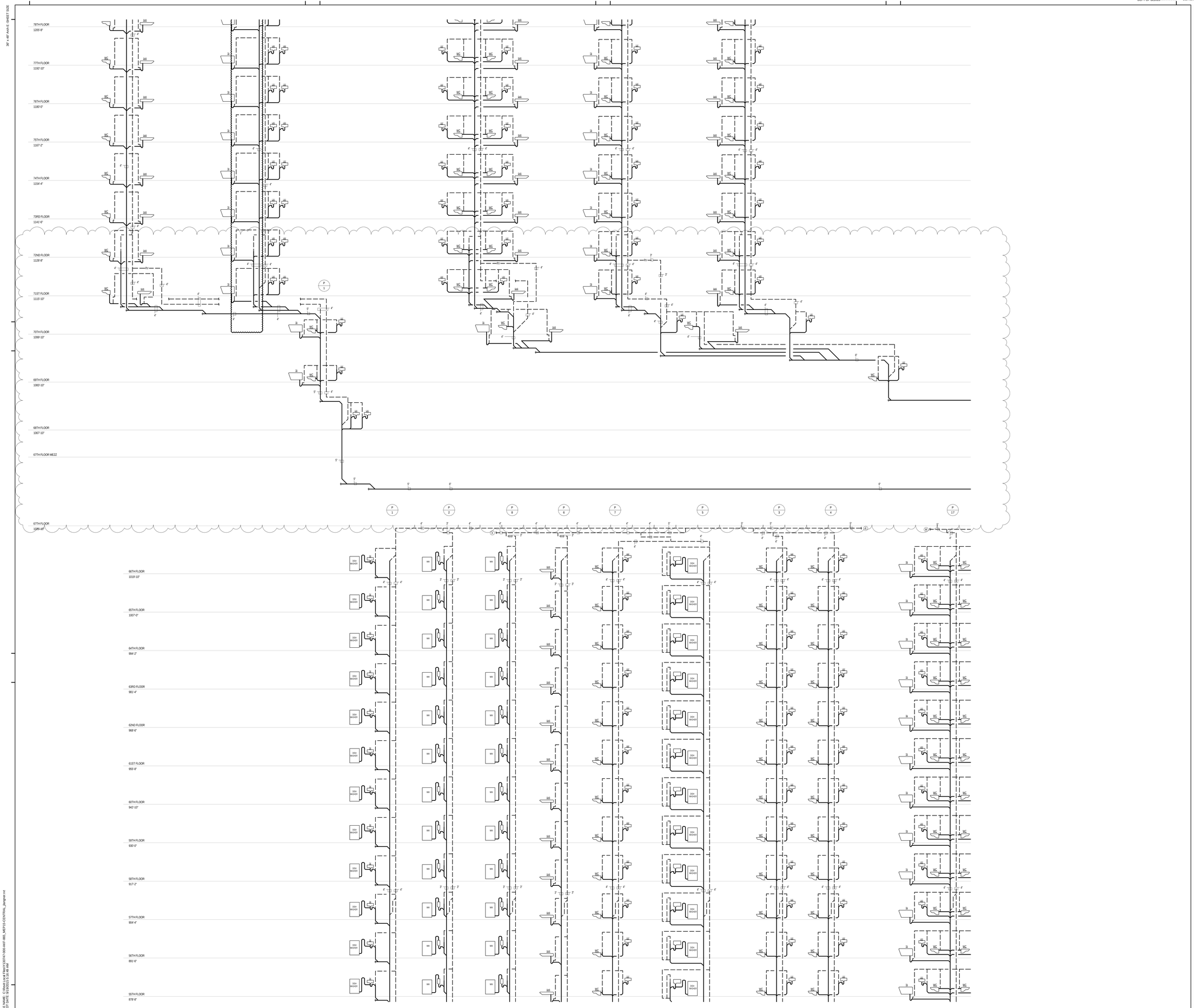

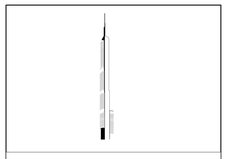

KEY PLAN:

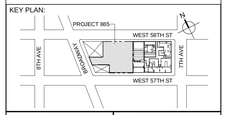

PROJECT NORTH

TRUE NORTH

DEVELOPER:
EXTELL DEVELOPMENT COMPANY
805 THIRD AVENUE, 7TH FLOOR
New York, NY 10022 USA
TEL: 212 712 6000 FAX: 212 712 6100

DESIGN ARCHITECT: Base Building Shell & Core
ADRIAN SMITH + GORDON GILL ARCHITECTURE
111 WEST MONROE STREET SUITE 2300
CHICAGO IL 60603
TEL: 312 920 1888 FAX: 312 920 1775

INTERIOR DESIGNER: Residential
Rottet Architecture and Design Studio, PLLC
298 Fifth Ave, 7th Floor
New York, NY 10001
TEL: 646 998 7000 FAX:

ARCHITECT OF RECORD:Base Building Shell, Core, & Residential
AAI ARCHITECTS, P.C.
401 Wellington St. W., 3rd Floor
Toronto, ON M5V 1E7 Canada
TEL: 416 967 1500 FAX: 416 967 7150

STRUCTURAL ENGINEERS:
WSP CANTOR SEINUK
228 EAST 45th Street
New York, NY 10017 USA
TEL: 212 687 9888 FAX: 646 487 5501

MEP ENGINEERS:
AKF GROUP
One Liberty Plaza, 165 Broadway, 22nd Floor
New York, NY 10006 USA
TEL: 212 354 5656 FAX: 212 354 5668

GEOTECHNICAL ENGINEERS:
Langan Engineering & Environmental Services
21 Penn Plaza - 360 West 31st Street, 8th Floor
New York, NY 10001-2727
TEL: 212 479 5400 FAX: 212 479 5444

CODE CONSULTANTS:
Construction Consulting Associates
100 Church Street
New York, NY 10007
TEL: 212 385 1818 FAX: 212 385 1911

CURTAINWALL CONSULTANT:
AJLP Consulting
40 Worth Street, Suite 826
New York, NY 10013
TEL: 212 757 5659 FAX: 646 219 8508

LANDMARK/PRESERVATION CONSULTANT:
Jan Hird Pokorny Associates, Inc.
39 West 37th Street, 12A
New York, NY 10018
TEL: 212 759 6462 FAX: 212 759 6540

No.	DESCRIPTION	DATE
1	CD PROGRESS ISSUE 1	15 OCT 2014
2	ISSUED FOR BID - PLUMBING	15 OCT 2014
3	DOB SUBMISSION	19 DEC 2014
4	CD PROGRESS ISSUE 5	10 AUG 2015
5	DOB AMENDMENT 2	18 SEP 2015

0 4'-0" 8'-0" 16'-0"

Discrepancies must be reported immediately to the Architect before proceeding. Only figured dimensions are to be used. Contractors must check all dimensions on site. This drawing is protected by copyright.

ALL DIMENSIONS ARE SHOWN IN IMPERIAL.

CONSULTANT:
AKF
ONE LIBERTY PLAZA, 165 BROADWAY, 22nd FLOOR
NEW YORK, NY 10006
T: 212.354.5656 F: 212.354.5668
Arlington | Boston | Miami | New City | Washington | Wayne | Los Angeles
Philadelphia | Houston | Toronto | Montreal | Santiago

PROJECT:

217 WEST 57TH STREET
NEW YORK, NY

DRAWING TITLE:

PLUMBING
SANITARY RISER DIAGRAM

SEAL & SIGNATURE:

DATE:	10/15/14
PROJECT No:	Y130747-000
DRAWN: JRD	REV:
CHK: JRD	5
SCALE: NONE	
DWG No:	
P-318.01	
DOB PAGE No:	79 of 97

DOB EMPLOYEE STAMP:

DOB B-SCAN:

36" x 48" Arch E SHEET SIZE
FILE NAME: C:\Revit Local Files\Y130747-000 AKF-865_MEP15-CENTRAL_jdengner.rvt
PLOT DATE: 9/18/2015 5:16 AM

DEPT OF BLDGS 421263605 Job Number
ES1047911 Scan Code

36" x 48" Arch E SHEET SIZE

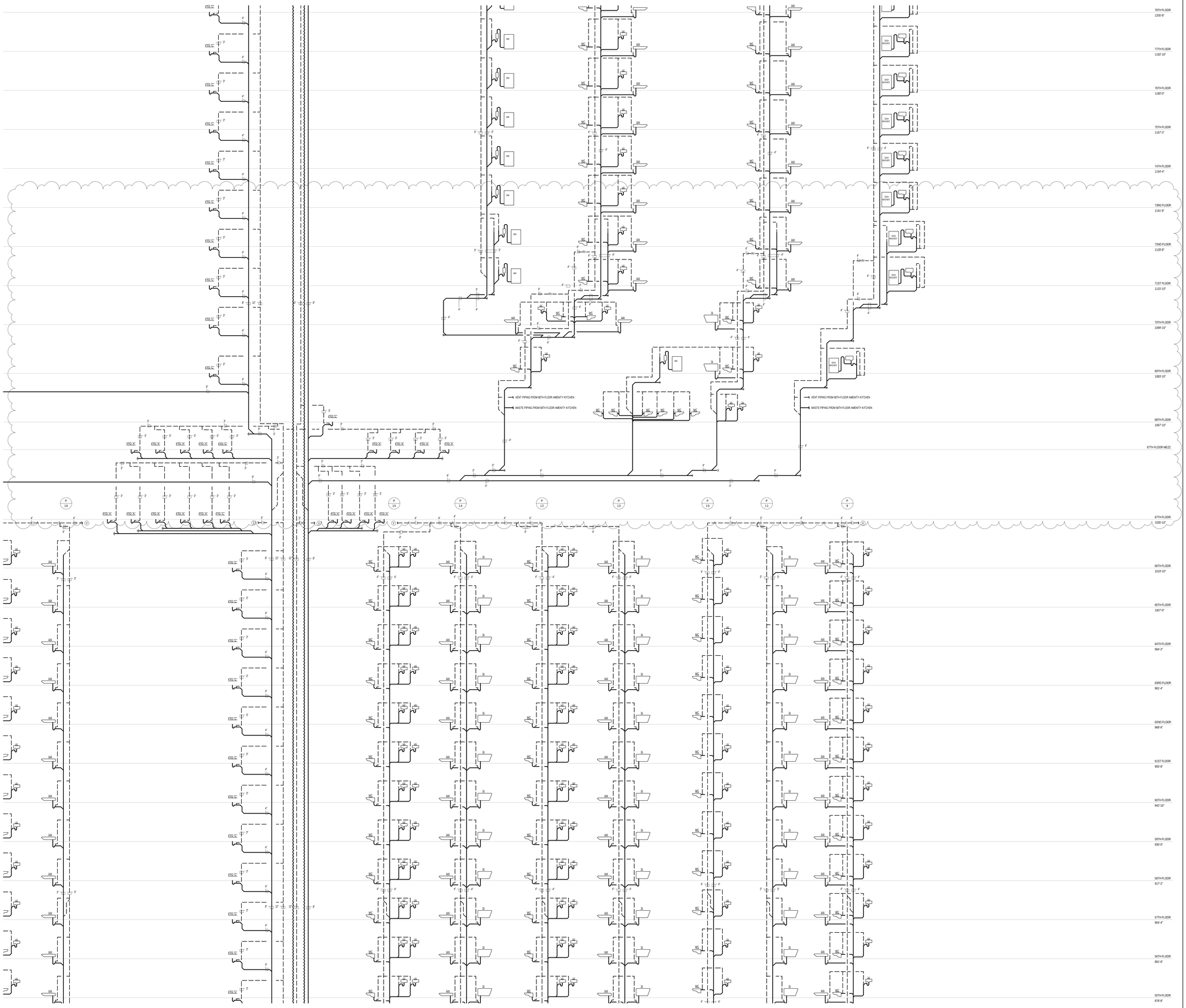

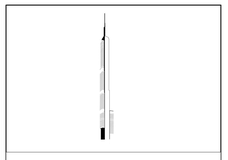

KEY PLAN:

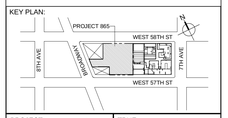

PROJECT NORTH

TRUE NORTH

DEVELOPER:
EXTELL DEVELOPMENT COMPANY
805 THIRD AVENUE, 7TH FLOOR
New York, NY 10022 USA
TEL: 212 712 6000 FAX: 212 712 6100

DESIGN ARCHITECT: Base Building Shell & Core
ADRIAN SMITH + GORDON GILL ARCHITECTURE
111 WEST MONROE STREET SUITE 2300
CHICAGO IL 60603
TEL: 312 920 1888 FAX: 312 920 1775

INTERIOR DESIGNER: Residential
Rottet Architecture and Design Studio, PLLC
298 Fifth Ave, 7th Floor
New York, NY 10001
TEL: 646 998 7000 FAX:

ARCHITECT OF RECORD:Base Building Shell, Core, & Residential
AAI ARCHITECTS, P.C.
401 Wellington St. W., 3rd Floor
Toronto, ON M5V 1E7 Canada
TEL: 416 967 1500 FAX: 416 967 7150

STRUCTURAL ENGINEERS:
WSP CANTOR SEINUK
228 EAST 45th Street
New York, NY 10017 USA
TEL: 212 687 9888 FAX: 646 487 5501

MEP ENGINEERS:
AKF GROUP
One Liberty Plaza, 165 Broadway, 22nd Floor
New York, NY 10006 USA
TEL: 212 354 5656 FAX: 212 354 5668

GEOTECHNICAL ENGINEERS:
Langan Engineering & Environmental Services
21 Penn Plaza - 360 West 31st Street, 8th Floor
New York, NY 10001-2727
TEL: 212 479 5400 FAX: 212 479 5444

CODE CONSULTANTS:
Construction Consulting Associates
100 Church Street
New York, NY 10007
TEL: 212 385 1818 FAX: 212 385 1911

CURTAINWALL CONSULTANT:
AJLP Consulting
40 Worth Street. Suite 826
New York, NY 10013
TEL: 212 757 5659 FAX: 646 219 8508

LANDMARK/PRESERVATION CONSULTANT:
Jan Hird Pokorny Associates, Inc.
39 West 37th Street, 12A
New York, NY 10018
TEL: 212 759 6462 FAX: 212 759 6540

No.	DESCRIPTION	DATE
1	CD PROGRESS ISSUE 1	15 OCT 2014
2	ISSUED FOR BID - PLUMBING	15 OCT 2014
3	DOB SUBMISSION	19 DEC 2014
4	CD PROGRESS ISSUE 3	09 MAR 2015
5	CD PROGRESS ISSUE 5	10 AUG 2015
6	DOB AMENDMENT 2	18 SEP 2015

0 4' - 0" 8' - 0" 16' - 0"

Discrepancies must be reported immediately to the Architect before proceeding. Only figured dimensions are to be used. Contractors must check all dimensions on site. This drawing is protected by copyright.

ALL DIMENSIONS ARE SHOWN IN IMPERIAL.

CONSULTANT:
A|K F
ONE LIBERTY PLAZA, 165 BROADWAY, 22nd FLOOR
NEW YORK, NY 10006
T: 212.354.5656 F: 212.354.5668
Atlanta / Boston / Mexico City / Minneapolis / New York
Philadelphia / Houston / Dallas / Vancouver / Montreal

PROJECT:
217 WEST 57TH STREET
NEW YORK, NY

DRAWING TITLE:
PLUMBING
SANITARY RISER DIAGRAM

SEAL & SIGNATURE:

DATE:	10/15/14
PROJECT No:	Y130747-000
DRAWN: JRD	REV: 6
CHK: JRD	
SCALE: NONE	
DWG No:	**P-319.01**
DOB PAGE No:	80 of 97

DOB EMPLOYEE STAMP:

DOB B-SCAN:

FILE NAME: C:\Revit Local Files\Y130747-000-AKF-865_MEP15-CENTRAL_jlangner.rvt
PLOT DATE: 9/18/2015 9:55:59 AM

DEPT OF BLDGS 121263525 Job Number

ES354713395 Scan Code

36" x 48" Arch E SHEET SIZE

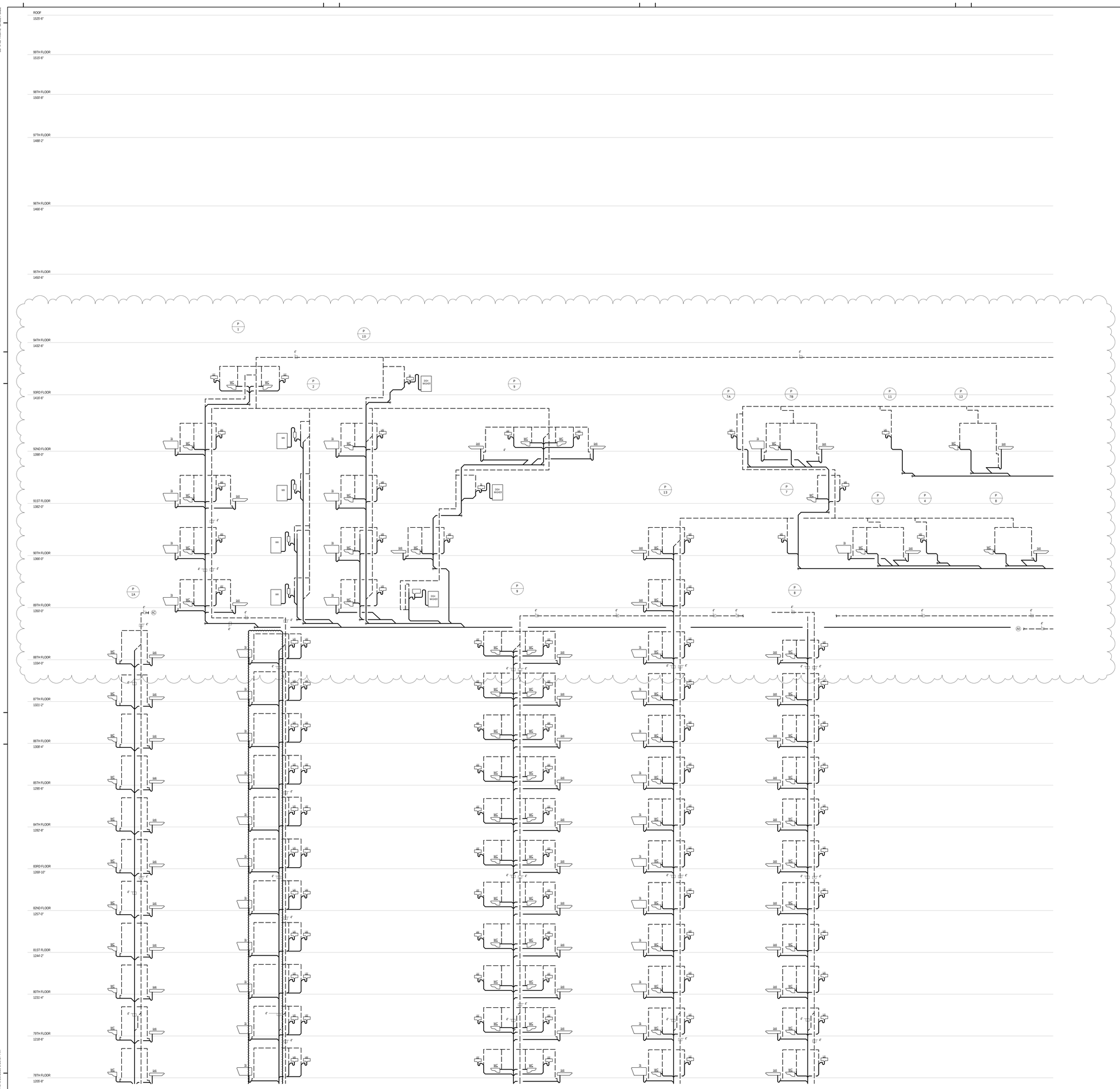

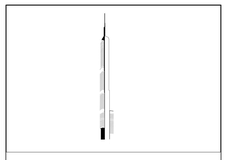

KEY PLAN:

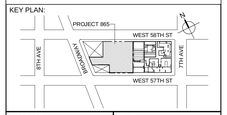

PROJECT NORTH

TRUE NORTH

DEVELOPER:
EXTELL DEVELOPMENT COMPANY
805 THIRD AVENUE, 7TH FLOOR
New York, NY 10022 USA
TEL: 212 712 6000 FAX: 212 712 6100

DESIGN ARCHITECT: Base Building Shell & Core
ADRIAN SMITH + GORDON GILL ARCHITECTURE
111 WEST MONROE STREET SUITE 2300
CHICAGO IL 60603
TEL: 312 920 1888 FAX: 312 920 1775

INTERIOR DESIGNER: Residential
Rottet Architecture and Design Studio, PLLC
298 Fifth Ave, 7th Floor
New York, NY 10001
TEL: 646 998 7000 FAX:

ARCHITECT OF RECORD:Base Building Shell, Core, & Residential
AAI ARCHITECTS, P.C.
401 Wellington St. W., 3rd Floor
Toronto, ON M5V 1E7 Canada
TEL: 416 967 1500 FAX: 416 967 7150

STRUCTURAL ENGINEERS:
WSP CANTOR SEINUK
228 EAST 45th Street
New York, NY 10017 USA
TEL: 212 687 9888 FAX: 646 487 5501

MEP ENGINEERS:
AKF GROUP
One Liberty Plaza, 165 Broadway, 22nd Floor
New York, NY 10006 USA
TEL: 212 354 5656 FAX: 212 354 5668

GEOTECHNICAL ENGINEERS:
Langan Engineering & Environmental Services
21 Penn Plaza - 360 West 31st Street, 8th Floor
New York, NY 10001-2727
TEL: 212 479 5400 FAX: 212 479 5444

CODE CONSULTANTS:
Construction Consulting Associates
100 Church Street
New York, NY 10007
TEL: 212 385 1818 FAX: 212 385 1911

CURTAINWALL CONSULTANT:
AJLP Consulting
40 Worth Street. Suite 826
New York, NY 10013
TEL: 212 757 5659 FAX: 646 219 8508

LANDMARK/PRESERVATION CONSULTANT:
Jan Hird Pokorny Associates, Inc.
39 West 37th Street, 12A
New York, NY 10018
TEL: 212 759 6462 FAX: 212 759 6540

No.	DESCRIPTION	DATE
1	CD PROGRESS ISSUE 1	15 OCT 2014
2	ISSUED FOR BID - PLUMBING	15 OCT 2014
3	DOB SUBMISSION	19 DEC 2014
4	CD PROGRESS ISSUE 5	10 AUG 2015
5	DOB AMENDMENT 2	18 SEP 2015

0 4'-0" 8'-0" 16'-0"

Discrepancies must be reported immediately to the Architect before proceeding. Only figured dimensions are to be used. Contractors must check all dimensions on site. This drawing is protected by copyright.

ALL DIMENSIONS ARE SHOWN IN IMPERIAL.

CONSULTANT:
AKF
ONE LIBERTY PLAZA, 165 BROADWAY, 22nd FLOOR
NEW YORK, NY 10006
T: 212.354.5656 F: 212.354.5668
Arlington / Boston / Boston City / Washington / New York
Philadelphia / Houston / Irvine / Denver / Jackson

PROJECT:

217 WEST 57TH STREET

NEW YORK, NY

DRAWING TITLE:

PLUMBING
SANITARY RISER DIAGRAM

SEAL & SIGNATURE:

STATE OF NEW YORK · JAN HIRD POKORNY · 035 · 09/15/2015 · LICENSED PROFESSIONAL ENGINEER

DATE:	10/15/14
PROJECT No:	Y130747-000
DRAWN: JRD	REV:
CHK: JRD	5
SCALE: NONE	
DWG No:	
P-320.01	
DOB PAGE No:	81 of 97

DOB EMPLOYEE STAMP:

DOB B-SCAN:

FILE NAME: C:\Revit Local Files\Y130747-000_AKF-865_MEP15-CENTRAL_jlangner.rvt
PLOT DATE: 9/18/2015 5:15:57 AM

DEPT OF BLDGS 121263425 Job Number E367395006 Scan Code

36" x 48" Arch E SHEET SIZE

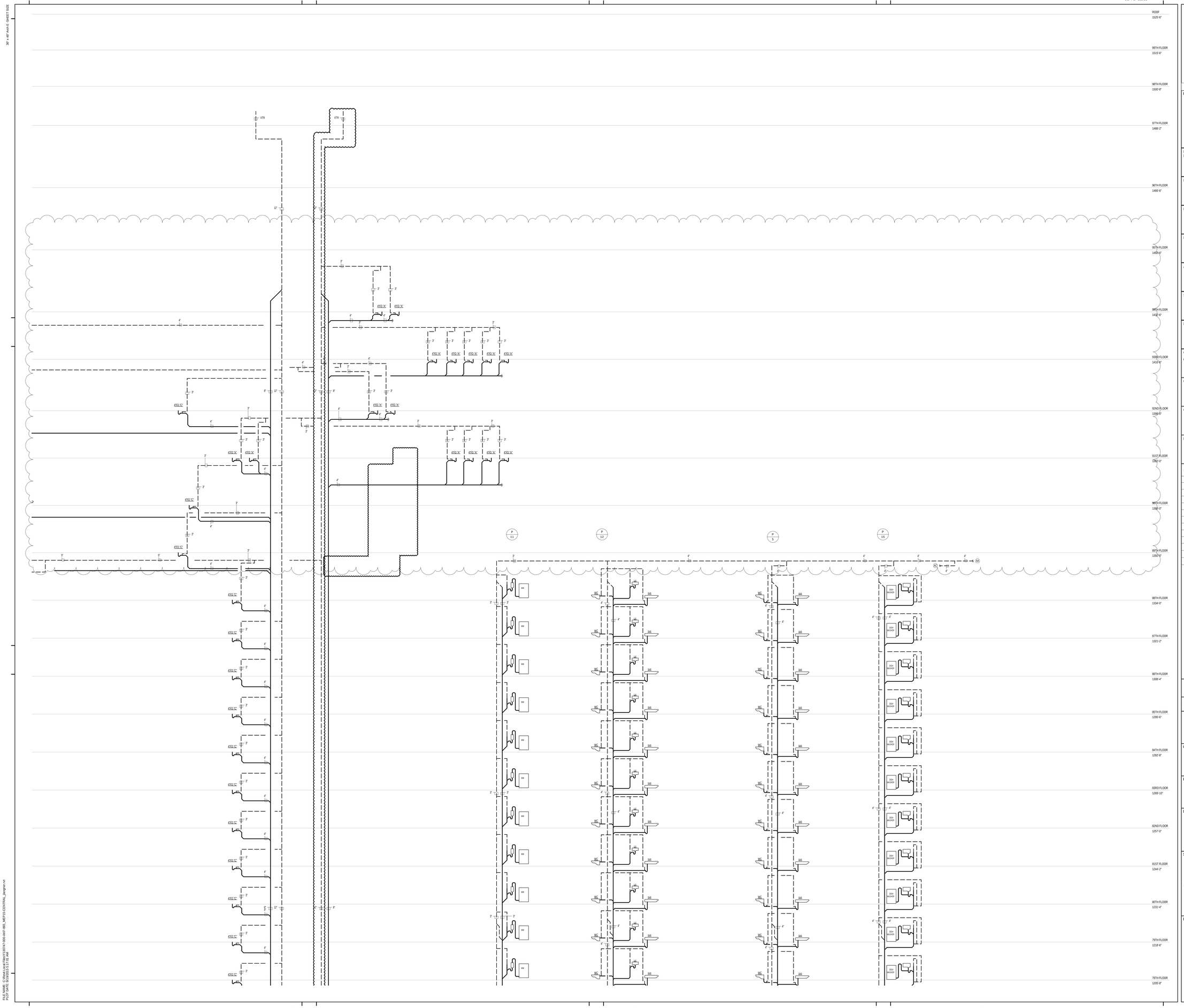

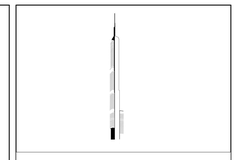

KEY PLAN:

PROJECT NORTH

TRUE NORTH

DEVELOPER:
EXTELL DEVELOPMENT COMPANY
805 THIRD AVENUE, 7TH FLOOR
New York, NY 10022 USA
TEL: 212 712 6000 FAX: 212 712 6100

DESIGN ARCHITECT: Base Building Shell & Core
ADRIAN SMITH + GORDON GILL ARCHITECTURE
111 WEST MONROE STREET SUITE 2300
CHICAGO IL 60603
TEL: 312 920 1888 FAX: 312 920 1775

INTERIOR DESIGNER: Residential
Rottet Architecture and Design Studio, PLLC
298 Fifth Ave, 7th Floor
New York, NY 10001
TEL: 646 998 7000 FAX:

ARCHITECT OF RECORD:Base Building Shell, Core, & Residential
AAI ARCHITECTS, P.C.
401 Wellington St. W., 3rd Floor
Toronto, ON M5V 1E7 Canada
TEL: 416 967 1500 FAX: 416 967 7150

STRUCTURAL ENGINEERS:
WSP CANTOR SEINUK
228 EAST 45th Street
New York, NY 10017 USA
TEL: 212 687 9888 FAX: 646 487 5501

MEP ENGINEERS:
AKF GROUP
One Liberty Plaza, 165 Broadway, 22nd Floor
New York, NY 10006 USA
TEL: 212 354 5656 FAX: 212 354 5668

GEOTECHNICAL ENGINEERS:
Langan Engineering & Environmental Services
21 Penn Plaza - 360 West 31st Street, 8th Floor
New York, NY 10001-2727
TEL: 212 479 5400 FAX: 212 479 5444

CODE CONSULTANTS:
Construction Consulting Associates
100 Church Street
New York, NY 10007
TEL: 212 385 1818 FAX: 212 385 1911

CURTAINWALL CONSULTANT:
AJLP Consulting
40 Worth Street. Suite 826
New York, NY 10013
TEL: 212 757 5659 FAX: 646 219 8508

LANDMARK/PRESERVATION CONSULTANT:
Jan Hird Pokorny Associates, Inc.
39 West 37th Street, 12A
New York, NY 10018
TEL: 212 759 6462 FAX: 212 759 6540

No.	DESCRIPTION	DATE
1	CD PROGRESS ISSUE 1	15 OCT 2014
2	ISSUED FOR BID - PLUMBING	15 OCT 2014
3	DOB SUBMISSION	19 DEC 2014
4	CD PROGRESS ISSUE 3	09 MAR 2015
5	CD PROGRESS ISSUE 5	10 AUG 2015
6	DOB AMENDMENT 2	18 SEP 2015

0 4'-0" 8'-0" 16'-0"

Discrepancies must be reported immediately to the Architect before proceeding. Only figured dimensions are to be used. Contractors must check all dimensions on site. This drawing is protected by copyright.

ALL DIMENSIONS ARE SHOWN IN IMPERIAL.

CONSULTANT:
AKF
ONE LIBERTY PLAZA, 165 BROADWAY, 22nd FLOOR
NEW YORK, NY 10006
T: 212.354.5656 F: 212.354.5668
Arlington / Detroit / Miami / Los Angeles / New York
Philadelphia / Princeton / Tundra / Rochester / Deerfield

PROJECT:

217 WEST 57TH STREET

NEW YORK, NY

DRAWING TITLE:

PLUMBING
SANITARY RISER DIAGRAM

SEAL & SIGNATURE:

DATE:	10/15/14
PROJECT No:	Y130747-000
DRAWN: JRD	REV: 6
CHK: JRD	
SCALE: NONE	
DWG No:	**P-321.01**
DOB PAGE No:	82 of 97

DOB EMPLOYEE STAMP:

DOB B-SCAN:

FILE NAME: C:\Revit Local Files\Y130747-000-AKF-865_MEP15-CENTRAL_jlangner.rvt
PLOT DATE: 9/15/2015 5:17:58 AM

DEPT OF BLDGS 121263505 Job Number
E380972005L Scan Code

36" x 48" Arch E SHEET SIZE

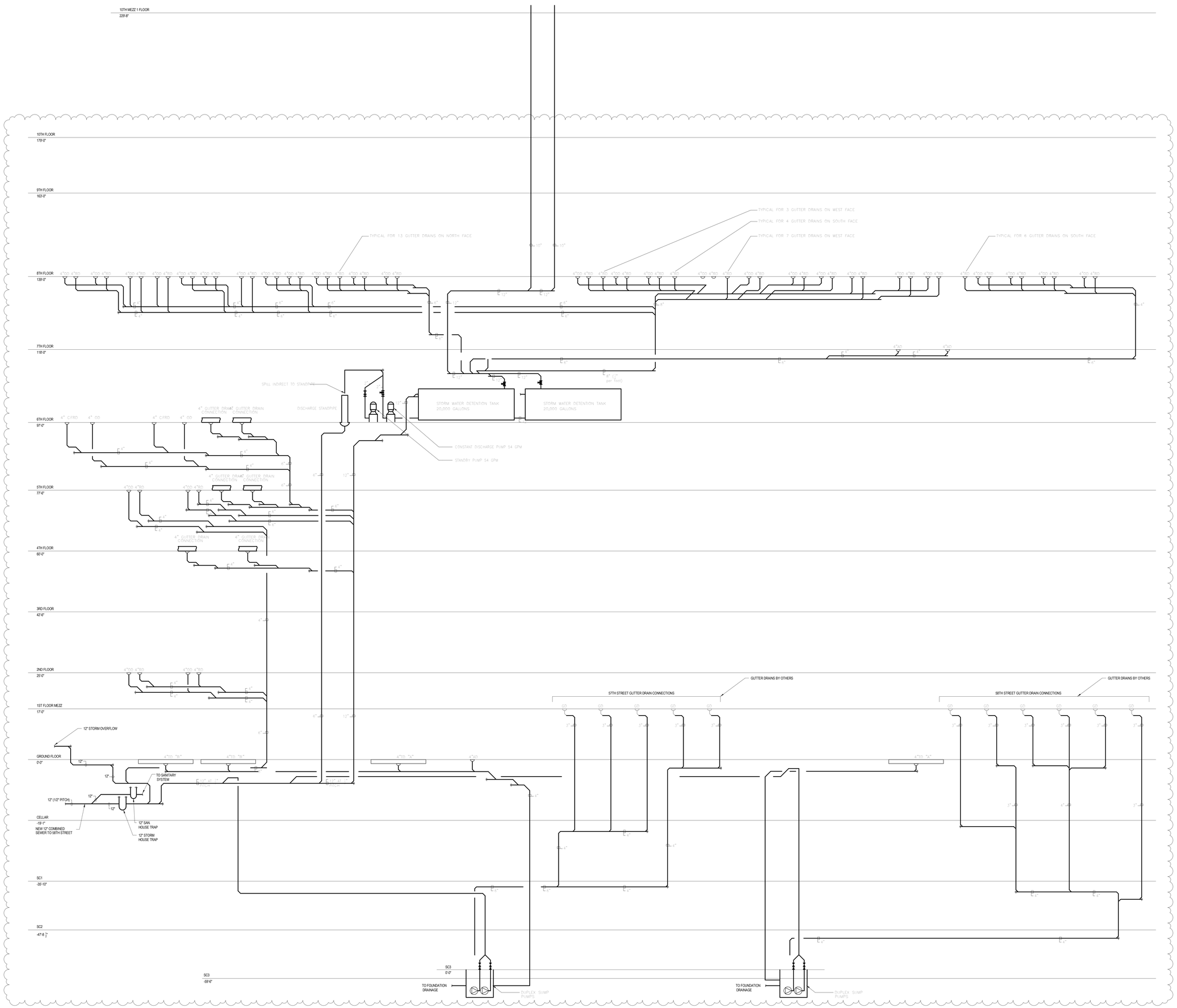

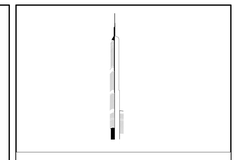

KEY PLAN:

PROJECT NORTH

TRUE NORTH

DEVELOPER:
EXTELL DEVELOPMENT COMPANY
805 THIRD AVENUE, 7TH FLOOR
New York, NY 10022 USA
TEL: 212 712 6000 FAX: 212 712 6100

DESIGN ARCHITECT: Base Building Shell & Core
ADRIAN SMITH + GORDON GILL ARCHITECTURE
111 WEST MONROE STREET SUITE 2300
CHICAGO IL 60603
TEL: 312 920 1888 FAX: 312 920 1775

INTERIOR DESIGNER: Residential
Rottet Architecture and Design Studio, PLLC
298 Fifth Ave, 7th Floor
New York, NY 10001
TEL: 646 998 7000 FAX:

ARCHITECT OF RECORD:Base Building Shell, Core, & Residential
AAI ARCHITECTS, P.C.
401 Wellington St. W., 3rd Floor
Toronto, ON M5V 1E7 Canada
TEL: 416 967 1500 FAX: 416 967 7150

STRUCTURAL ENGINEERS:
WSP CANTOR SEINUK
228 EAST 45th Street
New York, NY 10017 USA
TEL: 212 687 9888 FAX: 646 487 5501

MEP ENGINEERS:
AKF GROUP
One Liberty Plaza, 165 Broadway, 22nd Floor
New York, NY 10006 USA
TEL: 212 354 5656 FAX: 212 354 5668

GEOTECHNICAL ENGINEERS:
Langan Engineering & Environmental Services
21 Penn Plaza - 360 West 31st Street, 8th Floor
New York, NY 10001-2727
TEL: 212 479 5400 FAX: 212 479 5444

CODE CONSULTANTS:
Construction Consulting Associates
100 Church Street
New York, NY 10007
TEL: 212 385 1818 FAX: 212 385 1911

CURTAINWALL CONSULTANT:
AJLP Consulting
40 Worth Street, Suite 826
New York, NY 10013
TEL: 212 757 5659 FAX: 646 219 8508

LANDMARK/PRESERVATION CONSULTANT:
Jan Hird Pokorny Associates, Inc.
39 West 37th Street, 12A
New York, NY 10018
TEL: 212 759 6462 FAX: 212 759 6540

No.	DESCRIPTION	DATE
1	ISSUED FOR SCHEMATIC DESIGN	04 APR 2014
2	ISSUED FOR DESIGN DEVLEOPMENT	01 JUL 2014
3	ISSUED FOR DESIGN DEVLEOPMENT	31 JUL 2014
4	CD PROGRESS ISSUE 1	15 OCT 2014
5	ISSUED FOR BID - PLUMBING	15 OCT 2014
6	DOB SUBMISSION	19 DEC 2014
7	CD PROGRESS ISSUE 3	09 MAR 2015
8	CD PROGRESS ISSUE 4	01 JUN 2015
9	CD PROGRESS ISSUE 5	10 AUG 2015
10	DOB AMENDMENT 2	18 SEP 2015

Discrepancies must be reported immediately to the Architect before proceeding. Only figured dimensions are to be used. Contractors must check all dimensions on site. This drawing is protected by copyright.

ALL DIMENSIONS ARE SHOWN IN IMPERIAL.

CONSULTANT:
AKF
ONE LIBERTY PLAZA, 165 BROADWAY, 22nd FLOOR
NEW YORK, NY 10006
T: 212.354.5656 F: 212.354.5668
Atlanta / Boise / Kansas City / Minneapolis / New York
Philadelphia / Princeton / Portland / Rochester / Portland

PROJECT:

217 WEST 57TH STREET
NEW YORK, NY

DRAWING TITLE:

PLUMBING
STORM RISER DIAGRAM

SEAL & SIGNATURE:

STATE OF NEW YORK · JAMES P. GILL · No. 035750 · LICENSED PROFESSIONAL ENGINEER

DATE:	04/04/14
PROJECT No:	Y130747-000
DRAWN: JRD	REV.: 10
CHK: JRD	
SCALE: NONE	
DWG No:	P-324.01
DOB PAGE No:	83 of 97

DOB EMPLOYEE STAMP:

DOB B-SCAN:

FILE NAME: C:\Revit Local Files\Y130747-000 AKF BSL MEP15 -CENTRAL_backup.rvt
PLOT DATE: 6/1/2015 3:58:07 PM

DEPT OF BLDGS 421226305 Job Number
E399117960D Scan Code

36" x 48" Arch E SHEET SIZE

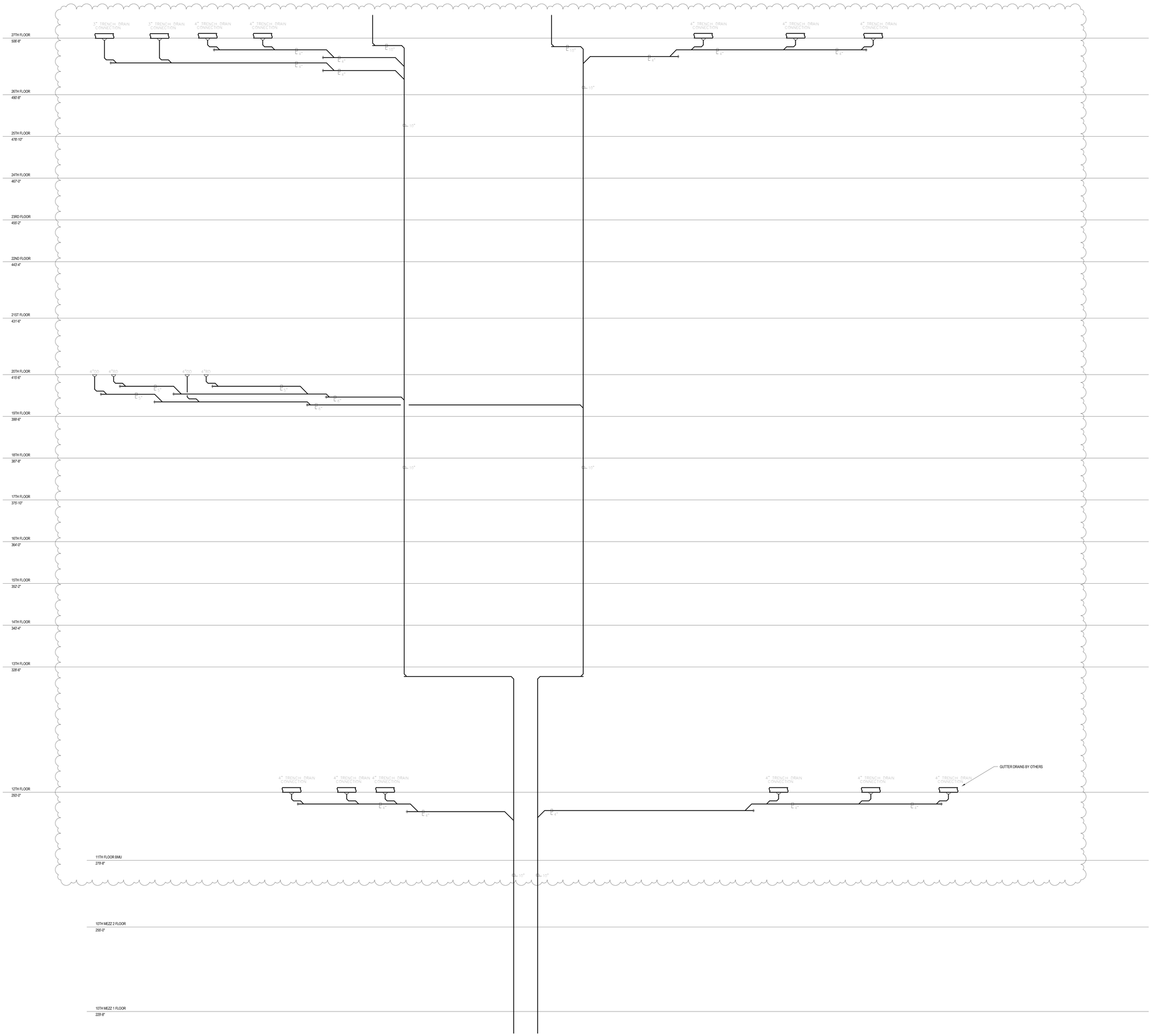

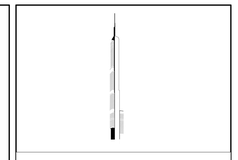

KEY PLAN:

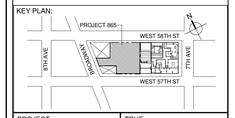

PROJECT NORTH

TRUE NORTH

DEVELOPER:
EXTELL DEVELOPMENT COMPANY
805 THIRD AVENUE, 7TH FLOOR
New York, NY 10022 USA
TEL: 212 712 6000 FAX: 212 712 6100

DESIGN ARCHITECT: Base Building Shell & Core
ADRIAN SMITH + GORDON GILL ARCHITECTURE
111 WEST MONROE STREET SUITE 2300
CHICAGO IL 60603
TEL: 312 920 1888 FAX: 312 920 1775

INTERIOR DESIGNER: Residential
Rottet Architecture and Design Studio, PLLC
298 Fifth Ave, 7th Floor
New York, NY 10001
TEL: 646 998 7000 FAX:

ARCHITECT OF RECORD:Base Building Shell, Core, & Residential
AAI ARCHITECTS, P.C.
401 Wellington St. W., 3rd Floor
Toronto, ON M5V 1E7 Canada
TEL: 416 967 1500 FAX: 416 967 7150

STRUCTURAL ENGINEERS:
WSP CANTOR SEINUK
228 EAST 45th Street
New York, NY 10017 USA
TEL: 212 687 9888 FAX: 646 487 5501

MEP ENGINEERS:
AKF GROUP
One Liberty Plaza, 165 Broadway, 22nd Floor
New York, NY 10006 USA
TEL: 212 354 5656 FAX: 212 354 5668

GEOTECHNICAL ENGINEERS:
Langan Engineering & Environmental Services
21 Penn Plaza - 360 West 31st Street, 8th Floor
New York, NY 10001-2727
TEL: 212 479 5400 FAX: 212 479 5444

CODE CONSULTANTS:
Construction Consulting Associates
100 Church Street
New York, NY 10007
TEL: 212 385 1818 FAX: 212 385 1911

CURTAINWALL CONSULTANT:
AJLP Consulting
40 Worth Street, Suite 826
New York, NY 10013
TEL: 212 757 5659 FAX: 646 219 8508

LANDMARK/PRESERVATION CONSULTANT:
Jan Hird Pokorny Associates, Inc.
39 West 37th Street, 12A
New York, NY 10018
TEL: 212 759 6462 FAX: 212 759 6540

No.	DESCRIPTION	DATE
1	ISSUED FOR SCHEMATIC DESIGN	04 APR 2014
2	ISSUED FOR DESIGN DEVLEOPMENT	01 JUL 2014
3	ISSUED FOR DESIGN DEVLEOPMENT	31 JUL 2014
4	CD PROGRESS ISSUE 1	15 OCT 2014
5	ISSUED FOR BID - PLUMBING	15 OCT 2014
6	DOB SUBMISSION	19 DEC 2014
7	CD PROGRESS ISSUE 3	09 MAR 2015
8	CD PROGRESS ISSUE 4	01 JUN 2015
9	CD PROGRESS ISSUE 5	10 AUG 2015
10	DOB AMENDMENT 2	18 SEP 2015

Discrepancies must be reported immediately to the Architect before proceeding. Only figured dimensions are to be used. Contractors must check all dimensions on site. This drawing is protected by copyright.

ALL DIMENSIONS ARE SHOWN IN IMPERIAL.

CONSULTANT:
AKF
ONE LIBERTY PLAZA, 165 BROADWAY, 22nd FLOOR
NEW YORK, NY 10006
T: 212.354.5656 F: 212.354.5668
Arlington / Boston / Mexico City / Minneapolis / New York
Philadelphia / Princeton / Toronto / Burlington / Stamford

PROJECT:

217 WEST 57TH STREET
NEW YORK, NY

DRAWING TITLE:

PLUMBING
STORM RISER DIAGRAM

SEAL & SIGNATURE:

STATE OF NEW YORK · JAMES R. DEVEREUX · 081-070139 · LICENSED PROFESSIONAL ENGINEER

DATE:	04/04/14
PROJECT No:	Y130747-000
DRAWN: JRD	REV:
CHK: JRD	10
SCALE: NONE	
DWG No:	
P-325.01	
DOB PAGE No:	84 of 97

DOB EMPLOYEE STAMP:

DOB B-SCAN:

FILE NAME: C:\Revit Local Files\Y130747-000_AKF_865_MEP15-CENTRAL_lechtaz.rvt
PLOT DATE: 8/17/2015 3:58:12 PM

DEPT OF BLDGS 121236305 Job Number
E320035135 Scan Code

36" x 48" from E-SIZEET SIZE



FILE NAME: C:\Revit Local Files\Y130747-000-AKF-MDS_MEP15-CENTRAL_berthelad.rvt
PLOT DATE 6/17/2015 3:58:17 PM

KEY PLAN:

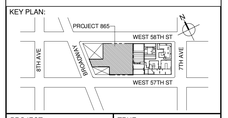

PROJECT NORTH

TRUE NORTH

DEVELOPER:
EXTELL DEVELOPMENT COMPANY
805 THIRD AVENUE, 7TH FLOOR
New York, NY 10022 USA
TEL: 212 712 6000 FAX: 212 712 6100

DESIGN ARCHITECT: Base Building Shell & Core
ADRIAN SMITH + GORDON GILL ARCHITECTURE
111 WEST MONROE STREET SUITE 2300
CHICAGO IL 60603
TEL: 312 920 1888 FAX: 312 920 1775

INTERIOR DESIGNER: Residential
Rottet Architecture and Design Studio, PLLC
298 Fifth Ave, 7th Floor
New York, NY 10001
TEL: 646 998 7000 FAX:

ARCHITECT OF RECORD:Base Building Shell, Core, & Residential
AAI ARCHITECTS, P.C.
401 Wellington St. W., 3rd Floor
Toronto, ON M5V 1E7 Canada
TEL: 416 967 1500 FAX: 416 967 7150

STRUCTURAL ENGINEERS:
WSP CANTOR SEINUK
228 EAST 45th Street
New York, NY 10017 USA
TEL: 212 687 9888 FAX: 646 487 5501

MEP ENGINEERS:
AKF GROUP
One Liberty Plaza, 165 Broadway, 22nd Floor
New York, NY 10006 USA
TEL: 212 354 5656 FAX: 212 354 5668

GEOTECHNICAL ENGINEERS:
Langan Engineering & Environmental Services
21 Penn Plaza - 360 West 31st Street, 8th Floor
New York, NY 10001-2727
TEL: 212 479 5400 FAX: 212 479 5444

CODE CONSULTANTS:
Construction Consulting Associates
100 Church Street
New York, NY 10007
TEL: 212 385 1818 FAX: 212 385 1911

CURTAINWALL CONSULTANT:
AJLP Consulting
40 Worth Street, Suite 826
New York, NY 10013
TEL: 212 757 5659 FAX: 646 219 8508

LANDMARK/PRESERVATION CONSULTANT:
Jan Hird Pokorny Associates, Inc.
39 West 37th Street, 12A
New York, NY 10018
TEL: 212 759 6462 FAX: 212 759 6540

No.	DESCRIPTION	DATE
1	ISSUED FOR SCHEMATIC DESIGN	04 APR 2014
2	ISSUED FOR DESIGN DEVLEOPMENT	01 JUL 2014
3	ISSUED FOR DESIGN DEVLEOPMENT	31 JUL 2014
4	CD PROGRESS ISSUE 1	15 OCT 2014
5	ISSUED FOR BID - PLUMBING	15 OCT 2014
6	DOB SUBMISSION	19 DEC 2014
7	CD PROGRESS ISSUE 3	09 MAR 2015
8	CD PROGRESS ISSUE 4	01 JUN 2015
9	CD PROGRESS ISSUE 5	10 AUG 2015
10	DOB AMENDMENT 2	18 SEP 2015

Discrepancies must be reported immediately to the Architect before proceeding. Only figured dimensions are to be used. Contractors must check all dimensions on site. This drawing is protected by copyright.

ALL DIMENSIONS ARE SHOWN IN IMPERIAL.

CONSULTANT:
AKF
ONE LIBERTY PLAZA, 165 BROADWAY, 22nd FLOOR
NEW YORK, NY 10006
T: 212.354.5656 F: 212.354.5668
Washington / Philadelphia / Pittsburgh / Boston / Toronto / Toronto / Toronto

PROJECT:
217 WEST 57TH STREET
NEW YORK, NY

DRAWING TITLE:
PLUMBING
STORM RISER DIAGRAM

SEAL & SIGNATURE:

STATE OF NEW YORK
STEPHEN B. NOVICK
No. 075131
LICENSED PROFESSIONAL ENGINEER

DATE:	04/04/14
PROJECT No:	Y130747-000
DRAWN: JRD	REV:
CHK: JRD	10
SCALE: NONE	
DWG No:	
P-326.01	
DOB PAGE No:	85 of 97

DOB EMPLOYEE STAMP:

DOB B-SCAN:

DEPT OF BLDGS 121263525 Job Number
E382084109 Scan Code

36" x 48" Arch E SHEET SIZE

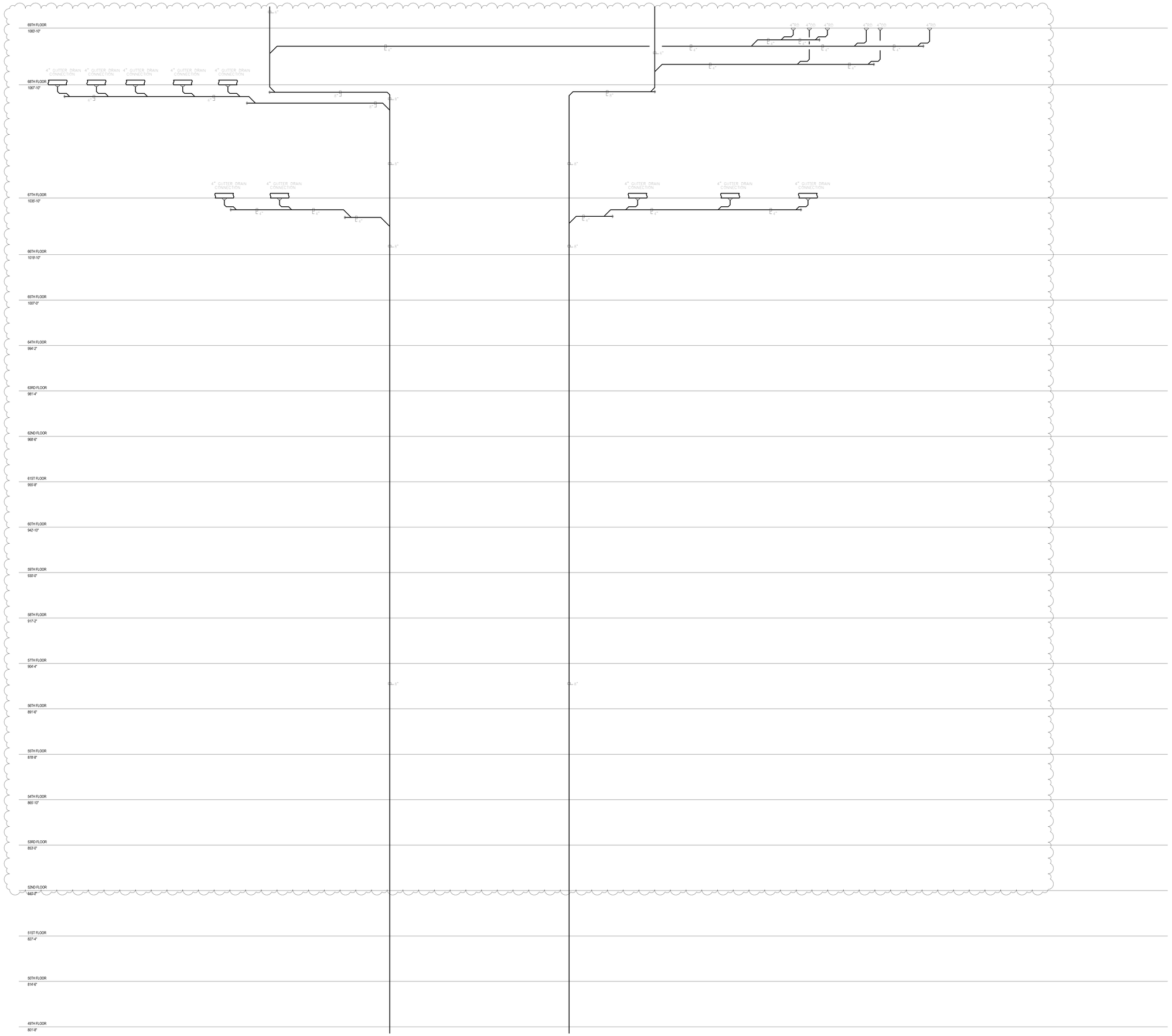

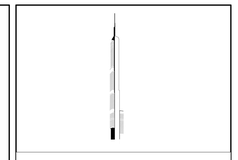

KEY PLAN:

PROJECT NORTH

TRUE NORTH

DEVELOPER:
EXTELL DEVELOPMENT COMPANY
805 THIRD AVENUE, 7TH FLOOR
New York, NY 10022 USA
TEL: 212 712 6000 FAX: 212 712 6100

DESIGN ARCHITECT: Base Building Shell & Core
ADRIAN SMITH + GORDON GILL ARCHITECTURE
111 WEST MONROE STREET SUITE 2300
CHICAGO IL 60603
TEL: 312 920 1888 FAX: 312 920 1775

INTERIOR DESIGNER: Residential
Rottet Architecture and Design Studio, PLLC
298 Fifth Ave, 7th Floor
New York, NY 10001
TEL: 646 998 7000 FAX:

ARCHITECT OF RECORD:Base Building Shell, Core, & Residential
AAI ARCHITECTS, P.C.
401 Wellington St. W., 3rd Floor
Toronto, ON M5V 1E7 Canada
TEL: 416 967 1500 FAX: 416 967 7150

STRUCTURAL ENGINEERS:
WSP CANTOR SEINUK
228 EAST 45th Street
New York, NY 10017 USA
TEL: 212 687 9888 FAX: 646 487 5501

MEP ENGINEERS:
AKF GROUP
One Liberty Plaza, 165 Broadway, 22nd Floor
New York, NY 10006 USA
TEL: 212 354 5656 FAX: 212 354 5668

GEOTECHNICAL ENGINEERS:
Langan Engineering & Environmental Services
21 Penn Plaza - 360 West 31st Street, 8th Floor
New York, NY 10001-2727
TEL: 212 479 5400 FAX: 212 479 5444

CODE CONSULTANTS:
Construction Consulting Associates
100 Church Street
New York, NY 10007
TEL: 212 385 1818 FAX: 212 385 1911

CURTAINWALL CONSULTANT:
AJLP Consulting
40 Worth Street. Suite 826
New York, NY 10013
TEL: 212 757 5659 FAX: 646 219 8508

LANDMARK/PRESERVATION CONSULTANT:
Jan Hird Pokorny Associates, Inc.
39 West 37th Street, 12A
New York, NY 10018
TEL: 212 759 6462 FAX: 212 759 6540

No.	DESCRIPTION	DATE
1	ISSUED FOR SCHEMATIC DESIGN	04 APR 2014
2	ISSUED FOR DESIGN DEVLEOPMENT	01 JUL 2014
3	ISSUED FOR DESIGN DEVLEOPMENT	31 JUL 2014
4	CD PROGRESS ISSUE 1	15 OCT 2014
5	ISSUED FOR BID - PLUMBING	15 OCT 2014
6	DOB SUBMISSION	19 DEC 2014
7	CD PROGRESS ISSUE 3	09 MAR 2015
8	CD PROGRESS ISSUE 4	01 JUN 2015
9	CD PROGRESS ISSUE 5	10 AUG 2015
10	DOB AMENDMENT 2	18 SEP 2015

Discrepancies must be reported immediately to the Architect before proceeding. Only figured dimensions are to be used. Contractors must check all dimensions on site. This drawing is protected by copyright.

ALL DIMENSIONS ARE SHOWN IN IMPERIAL.

CONSULTANT:
AKF
ONE LIBERTY PLAZA, 165 BROADWAY, 22nd FLOOR
NEW YORK, NY 10006
T: 212.354.5656 F: 212.354.5668
Atlanta / Boston / Miami City / Minneapolis / New York
Philadelphia / Princeton / Portland / Rochester / Stamford

PROJECT:
217 WEST 57TH STREET
NEW YORK, NY

DRAWING TITLE:
PLUMBING
STORM RISER DIAGRAM

SEAL & SIGNATURE:

STATE OF NEW YORK · JAMES R. FERRARA · No. 075135 · LICENSED PROFESSIONAL ENGINEER

DATE:	04/04/14
PROJECT No:	Y130747-000
DRAWN: JRD	REV:
CHK: JRD	10
SCALE: NONE	
DWG No:	
P-327.01	
DOB PAGE No:	86 of 97

DOB EMPLOYEE STAMP:

DOB B-SCAN:

FILE NAME: C:\Revit Local Files\Y130747-000 AKF MSE_MEP15 -CENTRAL_backup.rvt
PLOT DATE: 6/17/2015 3:56:22 PM

DEPT OF BLDGS 121263525 Job Number
E364662045 Scan Code

36" x 48" Arch E SHEET SIZE

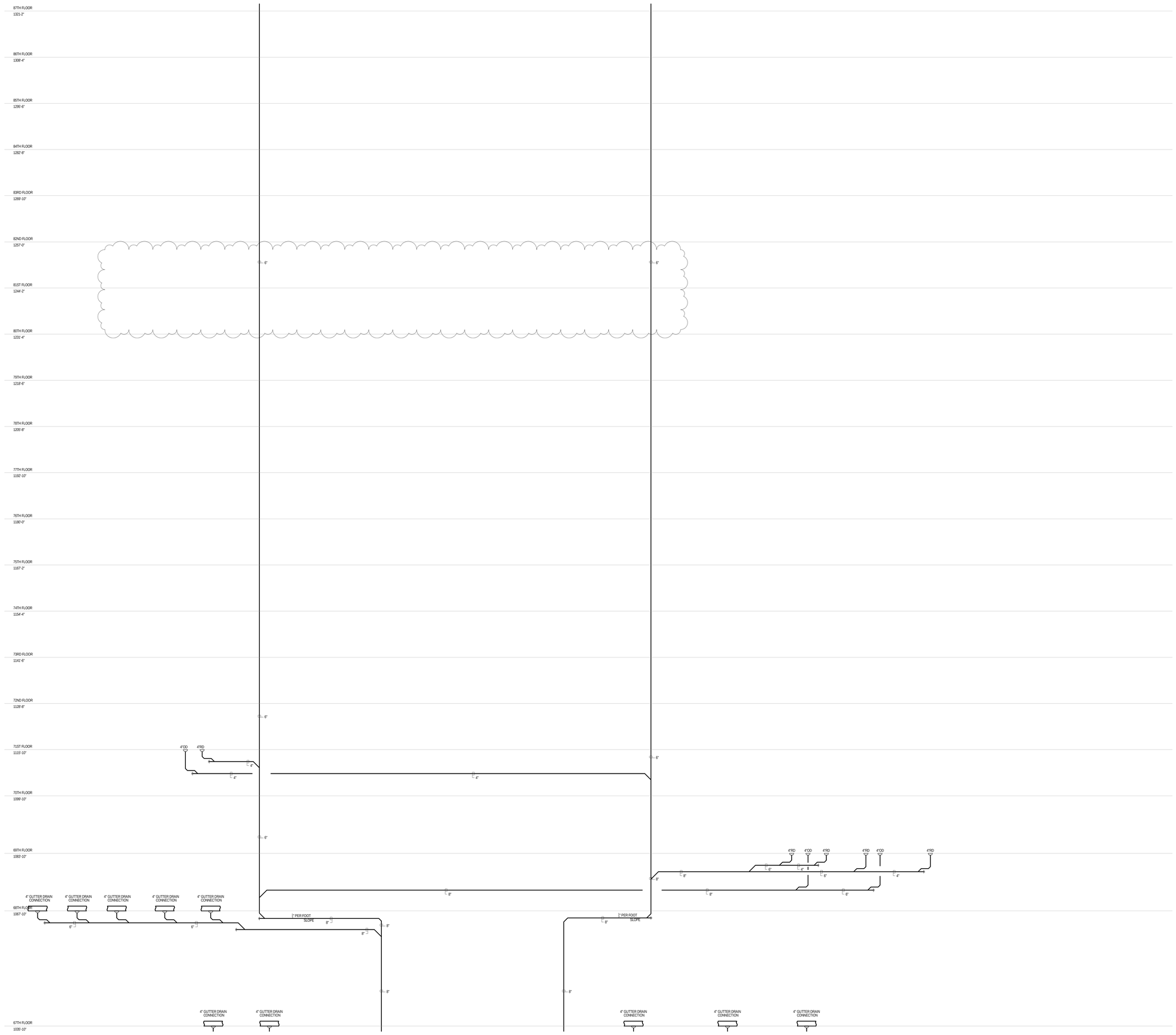

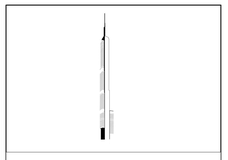

KEY PLAN:

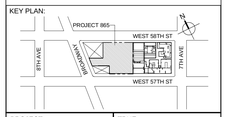

PROJECT NORTH

TRUE NORTH

DEVELOPER:
EXTELL DEVELOPMENT COMPANY
805 THIRD AVENUE, 7TH FLOOR
New York, NY 10022 USA
TEL: 212 712 6000 FAX: 212 712 6100

DESIGN ARCHITECT: Base Building Shell & Core
ADRIAN SMITH + GORDON GILL ARCHITECTURE
111 WEST MONROE STREET SUITE 2300
CHICAGO IL 60603
TEL: 312 920 1888 FAX: 312 920 1775

INTERIOR DESIGNER: Residential
Rottet Architecture and Design Studio, PLLC
298 Fifth Ave, 7th Floor
New York, NY 10001
TEL: 646 998 7000 FAX:

ARCHITECT OF RECORD:Base Building Shell, Core, & Residential
AAI ARCHITECTS, P.C.
401 Wellington St. W., 3rd Floor
Toronto, ON M5V 1E7 Canada
TEL: 416 967 1500 FAX: 416 967 7150

STRUCTURAL ENGINEERS:
WSP CANTOR SEINUK
228 EAST 45th Street
New York, NY 10017 USA
TEL: 212 687 9888 FAX: 646 487 5501

MEP ENGINEERS:
AKF GROUP
One Liberty Plaza, 165 Broadway, 22nd Floor
New York, NY 10006 USA
TEL: 212 354 5656 FAX: 212 354 5668

GEOTECHNICAL ENGINEERS:
Langan Engineering & Environmental Services
21 Penn Plaza - 360 West 31st Street, 8th Floor
New York, NY 10001-2727
TEL: 212 479 5400 FAX: 212 479 5444

CODE CONSULTANTS:
Construction Consulting Associates
100 Church Street
New York, NY 10007
TEL: 212 385 1818 FAX: 212 385 1911

CURTAINWALL CONSULTANT:
A.J.L.P Consulting
40 Worth Street. Suite 826
New York, NY 10013
TEL: 212 757 5659 FAX: 646 219 8508

LANDMARK/PRESERVATION CONSULTANT:
Jan Hird Pokorny Associates, Inc.
39 West 37th Street, 12A
New York, NY 10018
TEL: 212 759 6462 FAX: 212 759 6540

No.	DESCRIPTION	DATE
1	ISSUED FOR SCHEMATIC DESIGN	04 APR 2014
2	ISSUED FOR DESIGN DEVELOPMENT	01 JUL 2014
3	ISSUED FOR DESIGN DEVLEOPMENT	31 JUL 2014
4	CD PROGRESS ISSUE 1	15 OCT 2014
5	ISSUED FOR BID - PLUMBING	15 OCT 2014
6	DOB SUBMISSION	19 DEC 2014
7	CD PROGRESS ISSUE 5	10 AUG 2015
8	DOB AMENDMENT 2	18 SEP 2015

Discrepancies must be reported immediately to the Architect before proceeding. Only figured dimensions are to be used. Contractors must check all dimensions on site. This drawing is protected by copyright.

ALL DIMENSIONS ARE SHOWN IN IMPERIAL.

CONSULTANT:
AKF
ONE LIBERTY PLAZA, 165 BROADWAY, 22nd FLOOR
NEW YORK, NY 10006
T: 212.354.5656 F: 212.354.5668
Arlington | Boston | Mexico City | Minneapolis | New York
Philadelphia | Princeton | Seattle | Southeast | Stamford

PROJECT:
217 WEST 57TH STREET
NEW YORK, NY

DRAWING TITLE:
PLUMBING
STORM RISER DIAGRAM

SEAL & SIGNATURE:
STATE OF NEW YORK · STEPHEN G. PIERCE · 075 · 01/01/15 · LICENSED PROFESSIONAL ENGINEER

DATE:	04/04/14
PROJECT No:	Y130747-000
DRAWN: JRD	REV:
CHK: JRD	8
SCALE: NONE	
DWG No:	P-328.01
DOB PAGE No:	87 of 97

DOB EMPLOYEE STAMP:

DOB B-SCAN:

FILE NAME: C:\Revit Local Files\Y130747-000-AKF-865_MEP15-CENTRAL_jlangner.rvt
PLOT DATE: 9/18/2015 11:12 AM

DEPT OF BLDGS 121263635 Job Number
E389956421215 Scan Code

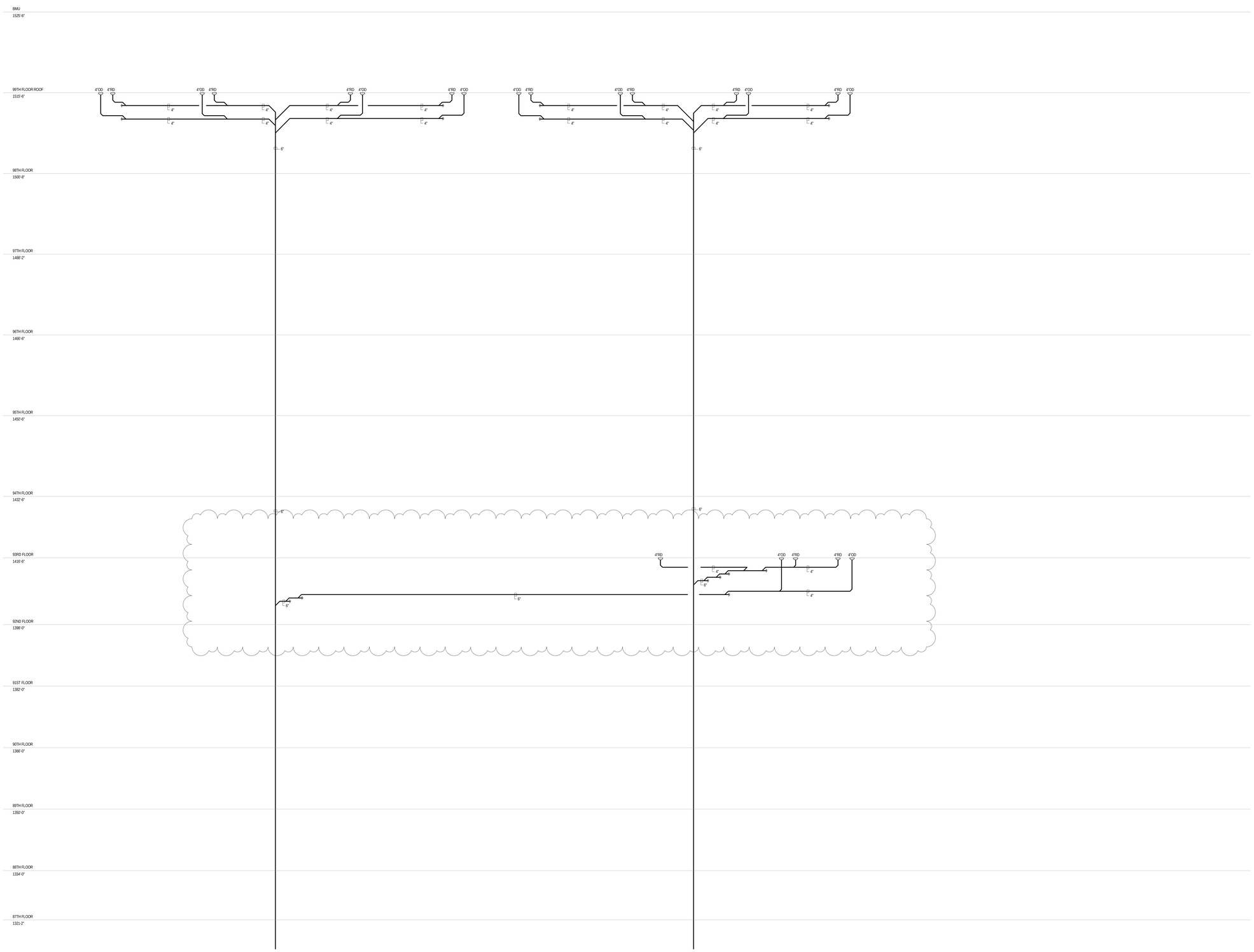

KEY PLAN:

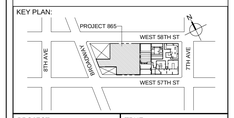

PROJECT NORTH

TRUE NORTH

DEVELOPER:
EXTELL DEVELOPMENT COMPANY
805 THIRD AVENUE, 7TH FLOOR
New York, NY 10022 USA
TEL: 212 712 6000 FAX: 212 712 6100

DESIGN ARCHITECT: Base Building Shell & Core
ADRIAN SMITH + GORDON GILL ARCHITECTURE
111 WEST MONROE STREET SUITE 2300
CHICAGO IL 60603
TEL: 312 920 1888 FAX: 312 920 1775

INTERIOR DESIGNER: Residential
Rottet Architecture and Design Studio, PLLC
298 Fifth Ave, 7th Floor
New York, NY 10001
TEL: 646 998 7000 FAX:

ARCHITECT OF RECORD:Base Building Shell, Core, & Residential
AAI ARCHITECTS, P.C.
401 Wellington St. W., 3rd Floor
Toronto, ON M5V 1E7 Canada
TEL: 416 967 1500 FAX: 416 967 7150

STRUCTURAL ENGINEERS:
WSP CANTOR SEINUK
228 EAST 45th Street
New York, NY 10017 USA
TEL: 212 687 9888 FAX: 646 487 5501

MEP ENGINEERS:
AKF GROUP
One Liberty Plaza, 165 Broadway, 22nd Floor
New York, NY 10006 USA
TEL: 212 354 5656 FAX: 212 354 5668

GEOTECHNICAL ENGINEERS:
Langan Engineering & Environmental Services
21 Penn Plaza - 360 West 31st Street, 8th Floor
New York, NY 10001-2727
TEL: 212 479 5400 FAX: 212 479 5444

CODE CONSULTANTS:
Construction Consulting Associates
100 Church Street
New York, NY 10007
TEL: 212 385 1818 FAX: 212 385 1911

CURTAINWALL CONSULTANT:
AJLP Consulting
40 Worth Street, Suite 826
New York, NY 10013
TEL: 212 757 5659 FAX: 646 219 8508

LANDMARK/PRESERVATION CONSULTANT:
Jan Hird Pokorny Associates, Inc.
39 West 37th Street, 12A
New York, NY 10018
TEL: 212 759 6462 FAX: 212 759 6540

No.	DESCRIPTION	DATE
1	ISSUED FOR SCHEMATIC DESIGN	04 APR 2014
2	ISSUED FOR DESIGN DEVELOPMENT	01 JUL 2014
3	ISSUED FOR DESIGN DEVELOPMENT	31 JUL 2014
4	CD PROGRESS ISSUE 1	15 OCT 2014
5	ISSUED FOR BID - PLUMBING	15 OCT 2014
6	DOB SUBMISSION	19 DEC 2014
7	CD PROGRESS ISSUE 5	10 AUG 2015
8	DOB AMENDMENT 2	18 SEP 2015

Discrepancies must be reported immediately to the Architect before proceeding. Only figured dimensions are to be used. Contractors must check all dimensions on site. This drawing is protected by copyright.

ALL DIMENSIONS ARE SHOWN IN IMPERIAL.

CONSULTANT:
AKF
ONE LIBERTY PLAZA, 165 BROADWAY, 22nd FLOOR
NEW YORK, NY 10006
T: 212.354.5656 F: 212.354.5668
Arlington / Boston / Mexico City / Minneapolis / New York
Philadelphia / Princeton / Pueblo / Rochester / Rochester

PROJECT:

217 WEST 57TH STREET

NEW YORK, NY

DRAWING TITLE:

PLUMBING
STORM RISER DIAGRAM

SEAL & SIGNATURE:

STATE OF NEW YORK · JAMES R. DRAKE · 038 · 075108 · LICENSED PROFESSIONAL ENGINEER

DATE:	04/04/14
PROJECT No:	Y130747-000
DRAWN: JRD	REV: 8
CHK: JRD	
SCALE: NONE	
DWG No:	**P-329.01**
DOB PAGE No:	88 of 97

DOB EMPLOYEE STAMP:

DOB B-SCAN:

36" x 48" Arch E SHEET SIZE

FILE NAME: C:\Revit Local Files\Y130747-000-AKF-865_MEP15-CENTRAL_jlangner.rvt
PLOT DATE: 9/18/2015 5:17:15 AM

DEPT OF BLDGS 421206205 Job Number
E500355-2399 Scan Code

36" x 48" Arch E SHEET SIZE

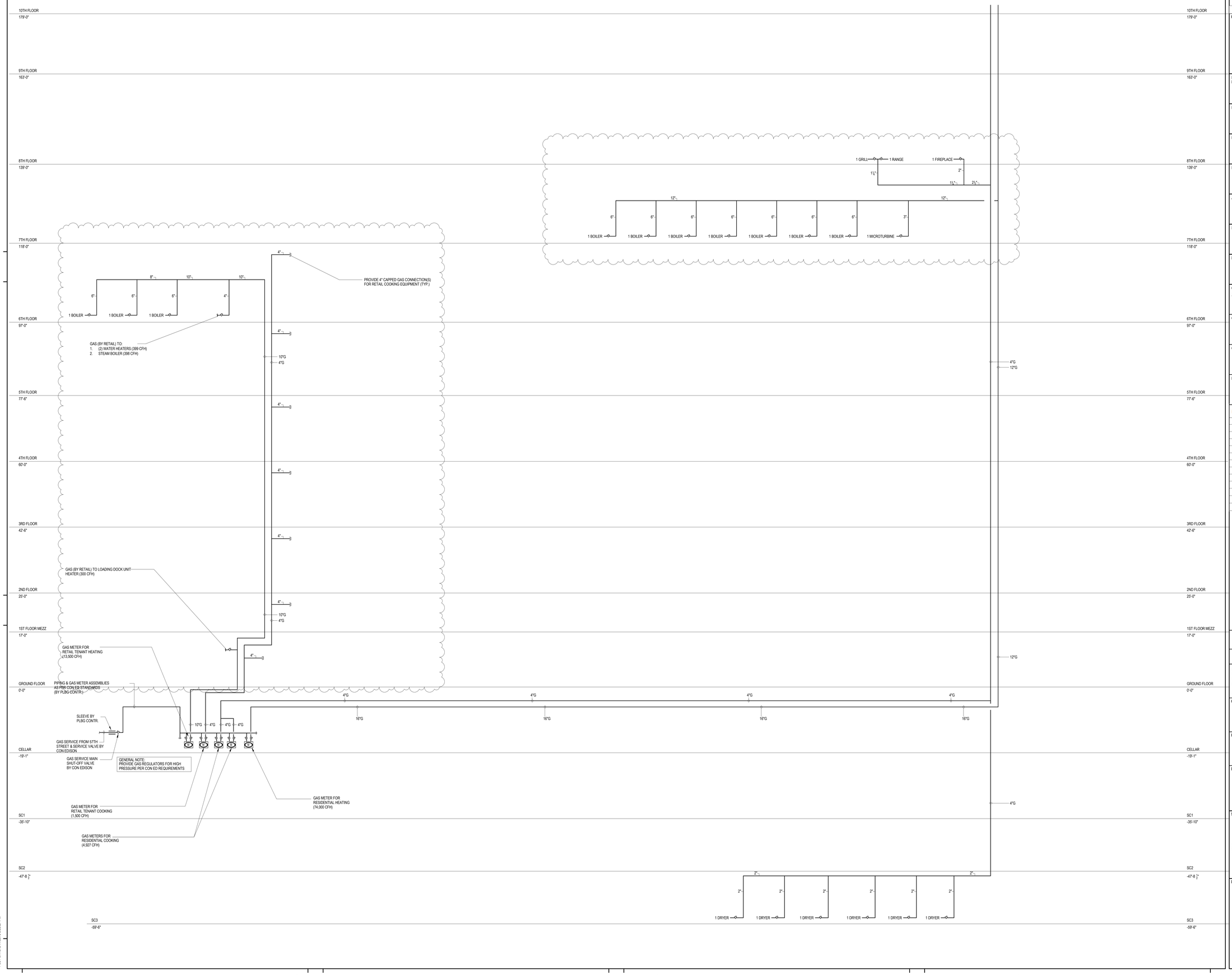

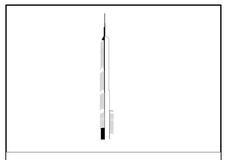

KEY PLAN:

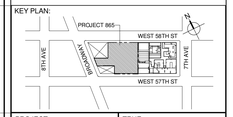

PROJECT NORTH

TRUE NORTH

DEVELOPER:
EXTELL DEVELOPMENT COMPANY
805 THIRD AVENUE, 7TH FLOOR
New York, NY 10022 USA
TEL: 212 712 6000 FAX: 212 712 6100

DESIGN ARCHITECT: Base Building Shell & Core
ADRIAN SMITH + GORDON GILL ARCHITECTURE
111 WEST MONROE STREET SUITE 2300
CHICAGO IL 60603
TEL: 312 920 1888 FAX: 312 920 1775

INTERIOR DESIGNER: Residential
Rottet Architecture and Design Studio, PLLC
298 Fifth Ave, 7th Floor
New York, NY 10001
TEL: 646 998 7000 FAX:

ARCHITECT OF RECORD:Base Building Shell, Core, & Residential
AAI ARCHITECTS, P.C.
401 Wellington St. W., 3rd Floor
Toronto, ON M5V 1E7 Canada
TEL: 416 967 1500 FAX: 416 967 7150

STRUCTURAL ENGINEERS:
WSP CANTOR SEINUK
228 EAST 45th Street
New York, NY 10017 USA
TEL: 212 687 9888 FAX: 646 487 5501

MEP ENGINEERS:
AKF GROUP
One Liberty Plaza, 165 Broadway, 22nd Floor
New York, NY 10006 USA
TEL: 212 354 5656 FAX: 212 354 5668

GEOTECHNICAL ENGINEERS:
Langan Engineering & Environmental Services
21 Penn Plaza - 360 West 31st Street, 8th Floor
New York, NY 10001-2727
TEL: 212 479 5400 FAX: 212 479 5444

CODE CONSULTANTS:
Construction Consulting Associates
100 Church Street
New York, NY 10007
TEL: 212 385 1818 FAX: 212 385 1911

CURTAINWALL CONSULTANT:
AJLP Consulting
40 Worth Street, Suite 826
New York, NY 10013
TEL: 212 757 5659 FAX: 646 219 8508

LANDMARK/PRESERVATION CONSULTANT:
Jan Hird Pokorny Associates, Inc.
39 West 37th Street, 12A
New York, NY 10018
TEL: 212 759 6462 FAX: 212 759 6540

No.	DESCRIPTION	DATE
1	ISSUED FOR SCHEMATIC DESIGN	04 APR 2014
2	ISSUED FOR DESIGN DEVELOPMENT	01 JUL 2014
3	ISSUED FOR DESIGN DEVELOPMENT	31 JUL 2014
4	CD PROGRESS ISSUE 1	15 OCT 2014
5	ISSUED FOR BID - PLUMBING	15 OCT 2014
6	DOB SUBMISSION	19 DEC 2014
7	CD PROGRESS ISSUE 3	09 MAR 2015
8	CD PROGRESS ISSUE 4	01 JUN 2015
9	CD PROGRESS ISSUE 5	10 AUG 2015
10	DOB AMENDMENT 2	18 SEP 2015

Discrepancies must be reported immediately to the Architect before proceeding. Only figured dimensions are to be used. Contractors must check all dimensions on site. This drawing is protected by copyright.

ALL DIMENSIONS ARE SHOWN IN IMPERIAL.

CONSULTANT:
AKF
ONE LIBERTY PLAZA, 165 BROADWAY, 22nd FLOOR
NEW YORK, NY 10006
T: 212.354.5656 F: 212.354.5668
Arlington / Boston / Kansas City / Minneapolis / New York
Philadelphia / Princeton / Tustin / Rochester / Cleveland

PROJECT:

217 WEST 57TH STREET
NEW YORK, NY

DRAWING TITLE:

PLUMBING
GAS RISER DIAGRAM

SEAL & SIGNATURE:

STATE OF NEW YORK · JONATHAN D. MARSH · No. 071178 · LICENSED PROFESSIONAL ENGINEER

DATE:	04/04/14
PROJECT No:	Y130747-000
DRAWN: JRD	REV:
CHK: JRD	10
SCALE: NONE	
DWG No:	P-330.01
DOB PAGE No:	89 of 97

DOB EMPLOYEE STAMP:

DOB B-SCAN:

FILE NAME: C:\Revit Local Files\Y130747-000-AKF-865_MEP15-CENTRAL_bsdhatz.rvt
PLOT DATE: 6/17/2015 3:38:29 PM

DEPT OF BLDGS 121263025 Job Number

ES135614394 Scan Code

36" x 48" Arch E - SHEET SIZE

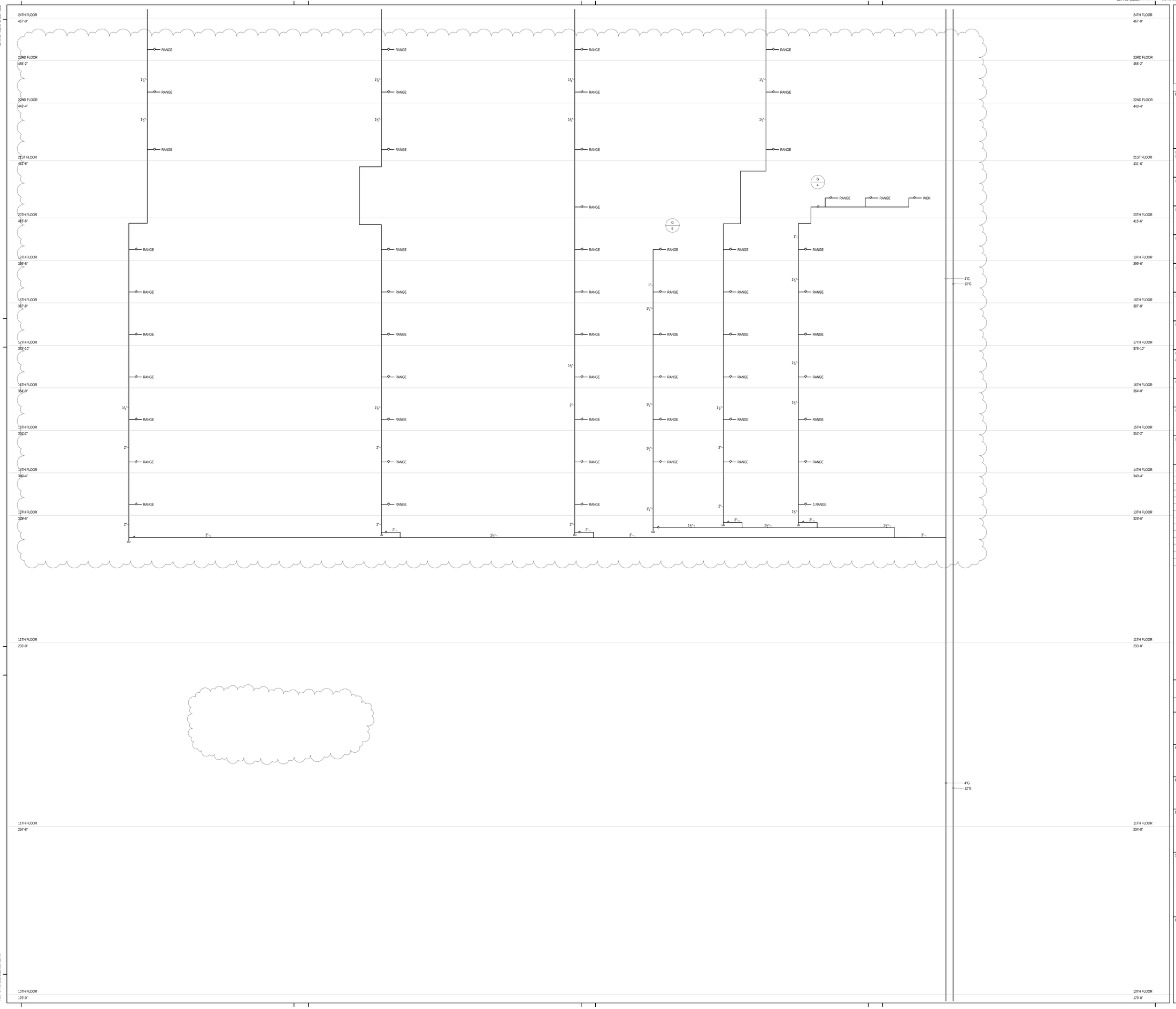

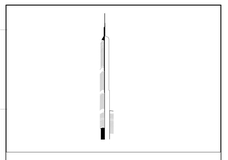

KEY PLAN:

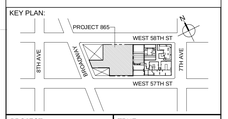

PROJECT NORTH

TRUE NORTH

DEVELOPER:
EXTELL DEVELOPMENT COMPANY
805 THIRD AVENUE, 7TH FLOOR
New York, NY 10022 USA
TEL: 212 712 6000 FAX: 212 712 6100

DESIGN ARCHITECT: Base Building Shell & Core
ADRIAN SMITH + GORDON GILL ARCHITECTURE
111 WEST MONROE STREET SUITE 2300
CHICAGO IL 60603
TEL: 312 920 1888 FAX: 312 920 1775

INTERIOR DESIGNER: Residential
Rottet Architecture and Design Studio, PLLC
298 Fifth Ave, 7th Floor
New York, NY 10001
TEL: 646 998 7000 FAX:

ARCHITECT OF RECORD:Base Building Shell, Core, & Residential
AAI ARCHITECTS, P.C.
401 Wellington St. W., 3rd Floor
Toronto, ON M5V 1E7 Canada
TEL: 416 967 1500 FAX: 416 967 7150

STRUCTURAL ENGINEERS:
WSP CANTOR SEINUK
228 EAST 45th Street
New York, NY 10017 USA
TEL: 212 687 9888 FAX: 646 487 5501

MEP ENGINEERS:
AKF GROUP
One Liberty Plaza, 165 Broadway, 22nd Floor
New York, NY 10006 USA
TEL: 212 354 5656 FAX: 212 354 5668

GEOTECHNICAL ENGINEERS:
Langan Engineering & Environmental Services
21 Penn Plaza - 360 West 31st Street, 8th Floor
New York, NY 10001-2727
TEL: 212 479 5400 FAX: 212 479 5444

CODE CONSULTANTS:
Construction Consulting Associates
100 Church Street
New York, NY 10007
TEL: 212 385 1818 FAX: 212 385 1911

CURTAINWALL CONSULTANT:
AJLP Consulting
40 Worth Street, Suite 826
New York, NY 10013
TEL: 212 757 5659 FAX: 646 219 8508

LANDMARK/PRESERVATION CONSULTANT:
Jan Hird Pokorny Associates, Inc.
39 West 37th Street, 12A
New York, NY 10018
TEL: 212 759 6462 FAX: 212 759 6540

No.	DESCRIPTION	DATE
1	ISSUED FOR SCHEMATIC DESIGN	04 APR 2014
2	ISSUED FOR DESIGN DEVELOPMENT	01 JUL 2014
3	ISSUED FOR DESIGN DEVELOPMENT	31 JUL 2014
4	CD PROGRESS ISSUE 1	15 OCT 2014
5	ISSUED FOR BID - PLUMBING	15 OCT 2014
6	DOB SUBMISSION	19 DEC 2014
7	CD PROGRESS ISSUE 4	01 JUN 2015
8	CD PROGRESS ISSUE 5	10 AUG 2015
9	DOB AMENDMENT 2	18 SEP 2015

Discrepancies must be reported immediately to the Architect before proceeding. Only figured dimensions are to be used. Contractors must check all dimensions on site. This drawing is protected by copyright.

ALL DIMENSIONS ARE SHOWN IN IMPERIAL.

CONSULTANT:
AKF
ONE LIBERTY PLAZA, 165 BROADWAY, 22nd FLOOR
NEW YORK, NY 10006
T: 212.354.5656 F: 212.354.5668
Arlington / Boston / Chicago / Dallas / Minneapolis / New York
Philadelphia / Princeton / Pueblo / Rochester / Sarasota

PROJECT:
217 WEST 57TH STREET
NEW YORK, NY

DRAWING TITLE:
PLUMBING
GAS RISER DIAGRAM

SEAL & SIGNATURE:

STATE OF NEW YORK · JAMES CHRISTOPHER D. MOORE · 081-070139 · LICENSED PROFESSIONAL ENGINEER

DATE:	04/04/14
PROJECT No:	Y130747-000
DRAWN: JRD	REV: 9
CHK: JRD	
SCALE: NONE	
DWG No:	P-331.01
DOB PAGE No:	90 of 97

DOB EMPLOYEE STAMP:

DOB B-SCAN:

FILE NAME: C:\Revit Local Files\Y130747-000-AKF-865_MEPS-CENTRAL_Jangwon.rvt
PLOT DATE: 9/18/2015 5:17:19 AM

DEPT OF BLDGS 121230305 Job Number
E344765458SE Scan Code

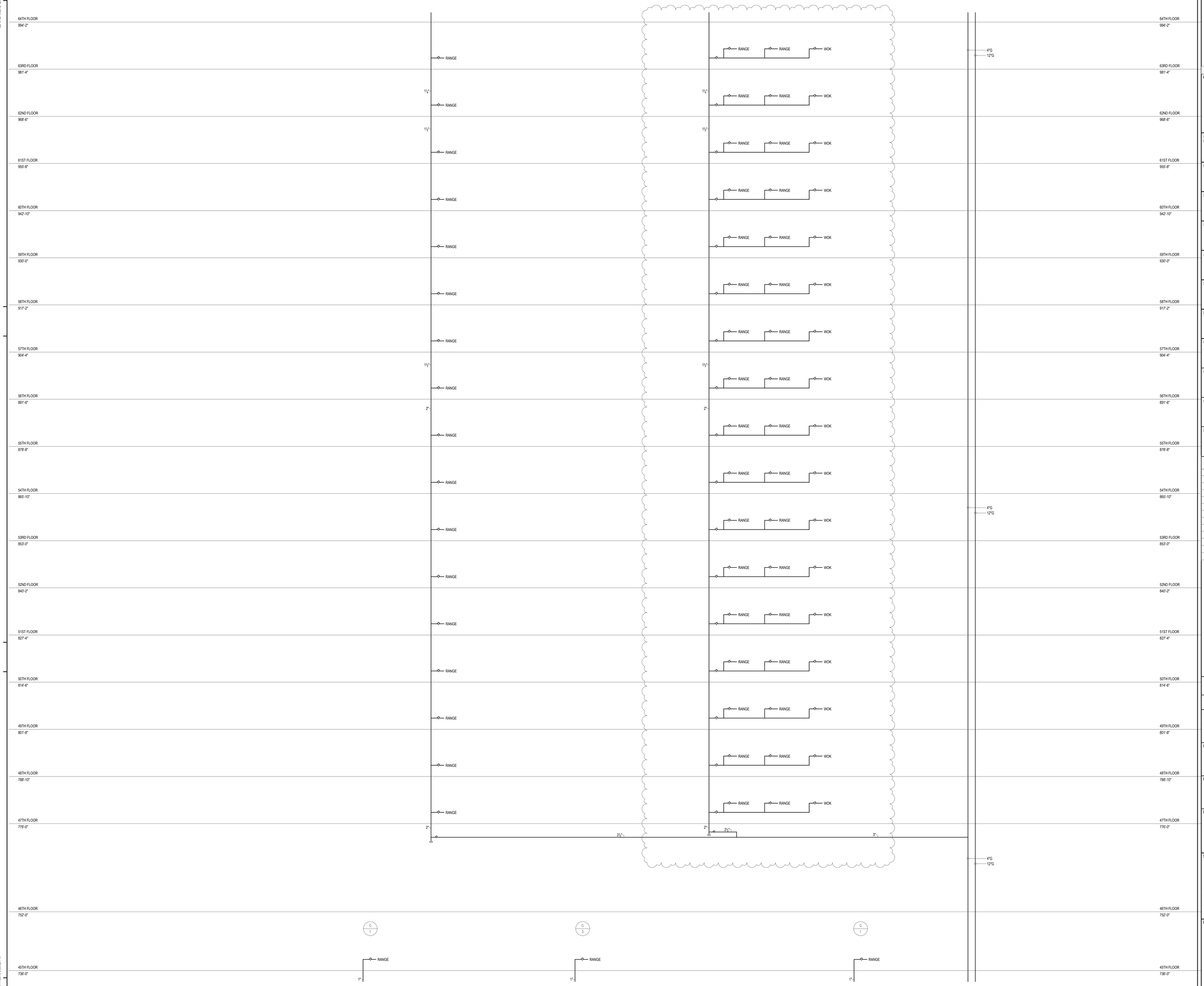



KEY PLAN:

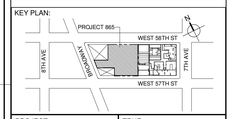

PROJECT NORTH

TRUE NORTH

DEVELOPER:
EXTELL DEVELOPMENT COMPANY
805 THIRD AVENUE, 7TH FLOOR
New York, NY 10022 USA
TEL: 212 712 6000 FAX: 212 712 6100

DESIGN ARCHITECT: Base Building Shell & Core
ADRIAN SMITH + GORDON GILL ARCHITECTURE
111 WEST MONROE STREET SUITE 2300
CHICAGO IL 60603
TEL: 312 920 1888 FAX: 312 920 1775

INTERIOR DESIGNER: Residential
Rottet Architecture and Design Studio, PLLC
298 Fifth Ave, 7th Floor
New York, NY 10001
TEL: 646 998 7000 FAX:

ARCHITECT OF RECORD:Base Building Shell, Core, & Residential
AAI ARCHITECTS, P.C.
401 Wellington St. W., 3rd Floor
Toronto, ON M5V 1E7 Canada
TEL: 416 967 1500 FAX: 416 967 7150

STRUCTURAL ENGINEERS:
WSP CANTOR SEINUK
228 EAST 45th Street
New York, NY 10017 USA
TEL: 212 687 9888 FAX: 646 487 5501

MEP ENGINEERS:
AKF GROUP
One Liberty Plaza, 165 Broadway, 22nd Floor
New York, NY 10006 USA
TEL: 212 354 5656 FAX: 212 354 5668

GEOTECHNICAL ENGINEERS:
Langan Engineering & Environmental Services
21 Penn Plaza - 360 West 31st Street, 8th Floor
New York, NY 10001-2727
TEL: 212 479 5400 FAX: 212 479 5444

CODE CONSULTANTS:
Construction Consulting Associates
100 Church Street
New York, NY 10007
TEL: 212 385 1818 FAX: 212 385 1911

CURTAINWALL CONSULTANT:
AJLP Consulting
40 Worth Street. Suite 826
New York, NY 10013
TEL: 212 757 5659 FAX: 646 219 8508

LANDMARK/PRESERVATION CONSULTANT:
Jan Hird Pokorny Associates, Inc.
39 West 37th Street, 12A
New York, NY 10018
TEL: 212 759 6462 FAX: 212 759 6540

No.	DESCRIPTION	DATE
1	ISSUED FOR SCHEMATIC DESIGN	04 APR 2014
2	ISSUED FOR DESIGN DEVLEOPMENT	01 JUL 2014
3	ISSUED FOR DESIGN DEVLEOPMENT	31 JUL 2014
4	CD PROGRESS ISSUE 1	15 OCT 2014
5	ISSUED FOR BID - PLUMBING	15 OCT 2014
6	DOB SUBMISSION	19 DEC 2014
7	CD PROGRESS ISSUE 3	09 MAR 2015
8	CD PROGRESS ISSUE 4	01 JUN 2015
9	CD PROGRESS ISSUE 5	10 AUG 2015
10	DOB AMENDMENT 2	18 SEP 2015

Discrepancies must be reported immediately to the Architect before proceeding. Only figured dimensions are to be used. Contractors must check all dimensions on site. This drawing is protected by copyright.

ALL DIMENSIONS ARE SHOWN IN IMPERIAL.

CONSULTANT:
AKF
ONE LIBERTY PLAZA, 165 BROADWAY, 22nd FLOOR
NEW YORK, NY 10006
T: 212.354.5656 F: 212.354.5668
Arlington / Boston / Mount City / Minneapolis / New York
Philadelphia / Reston / Tulsa / Burlington / Istanbul

PROJECT:
217 WEST 57TH STREET
NEW YORK, NY

DRAWING TITLE:
PLUMBING
GAS RISER DIAGRAM

SEAL & SIGNATURE:

DATE:	04/04/14
PROJECT No:	Y130747-000
DRAWN: JRD	REV:
CHK: JRD	10
SCALE: NONE	
DWG No:	
P-333.00	
DOB PAGE No:	92 of 97

DOB EMPLOYEE STAMP:

DOB B-SCAN:

36" x 48" Form E SHEET SIZE

FILE NAME: C:\Revit Local Files\Y130747-000_AKF_865_MEP15-CENTRAL_tedrdal.rvt
PLOT DATE: 8/17/2015 3:58:32 PM

DEPT OF BLDGS 421263525 Job Number
E320080956 Scan Code

36" x 48" Arch E SHEET SIZE



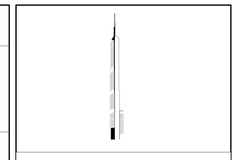

KEY PLAN:

PROJECT NORTH

TRUE NORTH

DEVELOPER:
EXTELL DEVELOPMENT COMPANY
805 THIRD AVENUE, 7TH FLOOR
New York, NY 10022 USA
TEL: 212 712 6000 FAX: 212 712 6100

DESIGN ARCHITECT: Base Building Shell & Core
ADRIAN SMITH + GORDON GILL ARCHITECTURE
111 WEST MONROE STREET SUITE 2300
CHICAGO IL 60603
TEL: 312 920 1888 FAX: 312 920 1775

INTERIOR DESIGNER: Residential
Rottet Architecture and Design Studio, PLLC
298 Fifth Ave, 7th Floor
New York, NY 10001
TEL: 646 998 7000 FAX:

ARCHITECT OF RECORD:Base Building Shell, Core, & Residential
AAI ARCHITECTS, P.C.
401 Wellington St. W., 3rd Floor
Toronto, ON M5V 1E7 Canada
TEL: 416 967 1500 FAX: 416 967 7150

STRUCTURAL ENGINEERS:
WSP CANTOR SEINUK
228 EAST 45th Street
New York, NY 10017 USA
TEL: 212 687 9888 FAX: 646 487 5501

MEP ENGINEERS:
AKF GROUP
One Liberty Plaza, 165 Broadway, 22nd Floor
New York, NY 10006 USA
TEL: 212 354 5656 FAX: 212 354 5668

GEOTECHNICAL ENGINEERS:
Langan Engineering & Environmental Services
21 Penn Plaza - 360 West 31st Street, 8th Floor
New York, NY 10001-2727
TEL: 212 479 5400 FAX: 212 479 5444

CODE CONSULTANTS:
Construction Consulting Associates
100 Church Street
New York, NY 10007
TEL: 212 385 1818 FAX: 212 385 1911

CURTAINWALL CONSULTANT:
AJLP Consulting
40 Worth Street, Suite 826
New York, NY 10013
TEL: 212 757 5659 FAX: 646 219 8508

LANDMARK/PRESERVATION CONSULTANT:
Jan Hird Pokorny Associates, Inc.
39 West 37th Street, 12A
New York, NY 10018
TEL: 212 759 6462 FAX: 212 759 6540

No.	DESCRIPTION	DATE
1	ISSUED FOR SCHEMATIC DESIGN	04 APR 2014
2	ISSUED FOR DESIGN DEVLEOPMENT	01 JUL 2014
3	ISSUED FOR DESIGN DEVLEOPMENT	31 JUL 2014
4	CD PROGRESS ISSUE 1	15 OCT 2014
5	ISSUED FOR BID - PLUMBING	15 OCT 2014
6	DOB SUBMISSION	19 DEC 2014
7	CD PROGRESS ISSUE 3	09 MAR 2015
8	CD PROGRESS ISSUE 4	01 JUN 2015
9	CD PROGRESS ISSUE 5	10 AUG 2015
10	DOB AMENDMENT 2	18 SEP 2015

Discrepancies must be reported immediately to the Architect before proceeding. Only figured dimensions are to be used. Contractors must check all dimensions on site. This drawing is protected by copyright.

ALL DIMENSIONS ARE SHOWN IN IMPERIAL.

CONSULTANT:
AKF
ONE LIBERTY PLAZA, 165 BROADWAY, 22nd FLOOR
NEW YORK, NY 10006
T: 212.354.5656 F: 212.354.5668
Mechanical / Electrical / Plumbing / Fire Protection
Telecommunications / Audio / Visual / Security / Sustainable Design

PROJECT:
217 WEST 57TH STREET
NEW YORK, NY

DRAWING TITLE:
PLUMBING
GAS RISER DIAGRAM

SEAL & SIGNATURE:

DATE:	04/04/14
PROJECT No:	Y130747-000
DRAWN: JRD	REV:
CHK: JRD	10
SCALE: NONE	
DWG No:	
P-334.01	
DOB PAGE No:	93 of 97

DOB EMPLOYEE STAMP:

DOB B-SCAN:

FILE NAME: C:\Revit Local Files\Y130747-000-ANT-865_MEP15-CENTRAL_berhalz.rvt
PLOT DATE 6/17/2015 3:58:37 PM

DEPT OF BLDGS 121263525 Job Number E352556890X-01 Scan Code

36" x 48" Arch E - SHEET SIZE



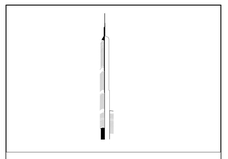

KEY PLAN:

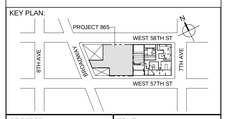

PROJECT NORTH

TRUE NORTH

DEVELOPER:
EXTELL DEVELOPMENT COMPANY
805 THIRD AVENUE, 7TH FLOOR
New York, NY 10022 USA
TEL: 212 712 6000 FAX: 212 712 6100

DESIGN ARCHITECT: Base Building Shell & Core
ADRIAN SMITH + GORDON GILL ARCHITECTURE
111 WEST MONROE STREET SUITE 2300
CHICAGO IL 60603
TEL: 312 920 1888 FAX: 312 920 1775

INTERIOR DESIGNER: Residential
Rottet Architecture and Design Studio, PLLC
298 Fifth Ave, 7th Floor
New York, NY 10001
TEL: 646 998 7000 FAX:

ARCHITECT OF RECORD:Base Building Shell, Core, & Residential
AAI ARCHITECTS, P.C.
401 Wellington St. W., 3rd Floor
Toronto, ON M5V 1E7 Canada
TEL: 416 967 1500 FAX: 416 967 7150

STRUCTURAL ENGINEERS:
WSP CANTOR SEINUK
228 EAST 45th Street
New York, NY 10017 USA
TEL: 212 687 9888 FAX: 646 487 5501

MEP ENGINEERS:
AKF GROUP
One Liberty Plaza, 165 Broadway, 22nd Floor
New York, NY 10006 USA
TEL: 212 354 5656 FAX: 212 354 5668

GEOTECHNICAL ENGINEERS:
Langan Engineering & Environmental Services
21 Penn Plaza - 360 West 31st Street, 8th Floor
New York, NY 10001-2727
TEL: 212 479 5400 FAX: 212 479 5444

CODE CONSULTANTS:
Construction Consulting Associates
100 Church Street
New York, NY 10007
TEL: 212 385 1818 FAX: 212 385 1911

CURTAINWALL CONSULTANT:
AJLP Consulting
40 Worth Street, Suite 826
New York, NY 10013
TEL: 212 757 5659 FAX: 646 219 8508

LANDMARK/PRESERVATION CONSULTANT:
Jan Hird Pokorny Associates, Inc.
39 West 37th Street, 12A
New York, NY 10018
TEL: 212 759 6462 FAX: 212 759 6540

No.	DESCRIPTION	DATE
1	ISSUED FOR SCHEMATIC DESIGN	04 APR 2014
2	ISSUED FOR DESIGN DEVLEOPMENT	01 JUL 2014
3	ISSUED FOR DESIGN DEVLEOPMENT	31 JUL 2014
4	CD PROGRESS ISSUE 1	15 OCT 2014
5	ISSUED FOR BID - PLUMBING	15 OCT 2014
6	DOB SUBMISSION	19 DEC 2014
7	CD PROGRESS ISSUE 5	10 AUG 2015
8	DOB AMENDMENT 2	18 SEP 2015

Discrepancies must be reported immediately to the Architect before proceeding. Only figured dimensions are to be used. Contractors must check all dimensions on site. This drawing is protected by copyright.

ALL DIMENSIONS ARE SHOWN IN IMPERIAL.

CONSULTANT:

A|K F
ONE LIBERTY PLAZA, 165 BROADWAY, 22nd FLOOR
NEW YORK, NY 10006
T: 212.354.5656 F: 212.354.5668
Chicago / Denver / Miami City / Minneapolis / New York
Philadelphia / Houston / Irvine / Montreal / Santiago

PROJECT:

217 WEST 57TH STREET
NEW YORK, NY

DRAWING TITLE:

PLUMBING
GAS RISER DIAGRAM

SEAL & SIGNATURE:

STATE OF NEW YORK · JAMES R. DEVLIN · 065 · 29135 · LICENSED PROFESSIONAL ENGINEER

DATE:	04/04/14
PROJECT No:	Y130747-000
DRAWN: JRD	REV:
CHK: JRD	8
SCALE: NONE	
DWG No:	
P-335.01	
DOB PAGE No:	94 of 97

DOB EMPLOYEE STAMP:

DOB B-SCAN:

FILE NAME: C:\Revit Local Files\Y130747-000 AKF-865_MEP15-CENTRAL_jlangner.rvt
PLOT DATE: 9/18/2015 5:17:24 AM

DEPT OF BLDGS 121328205 Job Number
ES108100274 Scan Code
36" x 48" Arch E -SHEET SIZE

DWH-4-1

WATER HEATER AND THERMOSTATIC MIXING VALVE SCHEDULE

DESIGNATION	NO. REQUIRED	MANUFACTURER AND MODEL NUMBER	LOCATION	SUPPLIES	STORAGE WATER TEMPERATURE (DEG.F)	VOLUME/HEATER (GALS.)	CAPACITY (GPM)	TEMPERATURE RISE (DEG.F)	MAXIMUM WATER FLOW (G.P.M.)	W.W.P. (PSIG.)	TEST PRESSURE (PSIG.)	WIDE (INCHES)	LENGTH/HEIGHT (INCHES)	ELECTRIC: ELECTRIC LOAD (K.W.)	ELECTRIC: PHASE	ELECTRIC: VOLT	GAS: GAS SERVICE (INCHES)	GAS: GAS LOAD (CFH)	GAS: GAS PRESSURE REQ. (IN W.C.)	BOILER: BOILER LOAD (LBS./HR./HTR.)	BOILER: MAX. ALLOWABLE PRESSURE DROP THROUGH VALVE	BOILER: STEAM VALVE (INCH.)	BOILER: STEAM PRESSURE IN LINE (PSI)	BOILER: ALLOWABLE PRESSURE DROP IN COIL (PSI)	REMARKS	THERMOSTATIC MIXING VALVE (ARMSTRONG AS STANDARD)	DRAWING NO.
R4-1	2	RECO PFHX-SS-IG16-16-DELW	90TH FLOOR	RESIDENTIAL (FLOORS 89-93)	-	-	30	70	-	-	-	29	40	-	-	-	-	-	-	-	-	-	-	-	PLATE AND FRAME WITH 316 SS, 150 PSI	DMC 40	P-166
R4-2	2	RECO PFHX-SS-IG16-19-DELW	90TH FLOOR	RESIDENTIAL (FLOORS 82-88)	-	-	58	70	-	-	-	29	40	-	-	-	-	-	-	-	-	-	-	-	PLATE AND FRAME WITH 316 SS, 150 PSI	DMC 50	P-166
R4-3	2	RECO PFHX-SS-IG30-19-DELW	67TH FLOOR	RESIDENTIAL (FLOORS 75-81)	-	-	58	70	-	-	-	29	40	-	-	-	-	-	-	-	-	-	-	-	PLATE AND FRAME WITH 316 SS, 150 PSI	DMC 50	P-154
R4-4	2	RECO PFHX-SS-IG16-25-DELW	67TH FLOOR	RESIDENTIAL (FLOORS 68-74)	-	-	58	70	-	-	-	29	40	-	-	-	-	-	-	-	-	-	-	-	PLATE AND FRAME WITH 316 SS, 150 PSI	DMC 50	P-154
R3-1	2	RECO PFHX-SS-IG16-36-DELW	67TH FLOOR	RESIDENTIAL (FLOORS 60-66)	-	-	82	70	-	-	-	29	40	-	-	-	-	-	-	-	-	-	-	-	PLATE AND FRAME WITH 316 SS, 150 PSI	DMC 80	P-154
R3-2	2	RECO PFHX-SS-IG16-23-DELW	46TH FLOOR	RESIDENTIAL (FLOORS 55-59)	-		67	70	-	-	-	29	40	-	-	-	-	-	-	-	-	-	-	-	PLATE AND FRAME WITH 316 SS, 300 PSI	DMC 50	P-143
R3-3	2	RECO PFHX-SS-IG16-24-DELW	46TH FLOOR	RESIDENTIAL (FLOORS 47-54)	-	-	90	70	-	-	-	29	40	-	-	-	-	-	-	-	-	-	-	-	PLATE AND FRAME WITH 316 SS, 300 PSI	DMC 80	P-143
R2-1	2	RECO PFHX-SS-IG16-34-DELW	46TH FLOOR	RESIDENTIAL (FLOORS 37-45)	-	-	100	70	-	-	-	29	40	-	-	-	-	-	-	-	-	-	-	-	PLATE AND FRAME WITH 316 SS, 300 PSI	DMC 80	P-143
R2-2	3	RECO PFHX-SS-IG16-22-DELW	27TH FLOOR	RESIDENTIAL (FLOORS 28-36)	-	-	70	70	-	-	-	29	40	-	-	-	-	-	-	-	-	-	-	-	PLATE AND FRAME WITH 316 SS, 150 PSI	DMC 50	P-133
R1-1	3	RECO PFHX-SS-IG16-20-DELW	27TH FLOOR	RESIDENTIAL (FLOORS 20-26)	-	-	65	70	-	-	-	29	40	-	-	-	-	-	-	-	-	-	-	-	PLATE AND FRAME WITH 316 SS, 150 PSI	DMC 50	P-133
R1-2	3	RECO PFHX-SS-IG16-38-DELW	12TH FLOOR	RESIDENTIAL (FLOORS 13-19)	-	-	83	70	-	-	-	29	40	-	-	-	-	-	-	-	-	-	-	-	PLATE AND FRAME WITH 316 SS, 150 PSI	DMC 80	P-119
A1-3	2	RECO PFHX-SS-IG16-15-ELW	9TH FLOOR	AMENITY (FLOORS 9-10)	-	-	30	70	-	-	-	29	40	-	-	-	-	-	-	-	-	-	-	-	PLATE AND FRAME WITH 316 SS, 150 PSI	DMC 40	P-114
A1-2	2	RECO PFHX-SS-IG16-15-ELW	7TH FLOOR	AMENITY (FLOORS 7-8)	-	-	30	70	-	-	-	29	40	-	-	-	-	-	-	-	-	-	-	-	PLATE AND FRAME WITH 316 SS, 150 PSI	DMC 40	P-111
R1-3	2	RECO PFHX-SS-IG16-15-ELW	SC2	RESIDENTIAL (FLOORS SC2-SC3)	-	-	30	70	-	-	-	29	40	-	-	-	-	-	-	-	-	-	-	-	PLATE AND FRAME WITH 316 SS, 150 PSI	DMC 40	P-101

PUMP SCHEDULE

DESIGNATION	NO. REQUIRED	SERVICE	MANUFACTURER AND MODEL NUMBER	FLOW RATE EA. PUMP (G.P.M.)	MAXIMUM TOTAL DYNAMIC HEAD (FT.)	CASING PRESSURE (PSIG.)	STAGES	VERTICAL	HORIZONTAL	END SUCTION	IN LINE	SUBMERSIBLE	MOTOR: MINIMUM H.P. (EACH PUMP)	MOTOR: R.P.M.	MOTOR: VOLTS	MOTOR: PHASE	MOTOR: CYCLES (HZ)	MANUAL CONTROL	AUTOMATIC CONTROL	LOCATION	REMARKS	DRAWING NO.
HP-SC2	1	DUPLEX HOUSE PUMPS	PEERLESS MSLA 065	250	475				●				50	3550	480	3	60		●	SUB-CELLAR 2 MECHANICAL ROOM		P-101
HP-11	1	DUPLEX HOUSE PUMPS	PEERLESS MSLA 100	250	281				●				30	1750	480	3	60		●	12TH FLOOR MECHANICAL ROOM		P-119
HP-27	1	DUPLEX HOUSE PUMPS	PEERLESS MSLA 100	250	342				●				40	1750	480	3	60		●	27TH FLOOR MECHANICAL ROOM		P-133
HP-46	1	DUPLEX HOUSE PUMPS	PEERLESS MSLA 100	250	402				●				40	1750	480	3	60		●	46TH FLOOR MECHANICAL ROOM		P-143
HP-67	1	DUPLEX HOUSE PUMPS	PEERLESS MSLA 100	200	513				●				50	1750	480	3	60		●	67TH FLOOR MECHANICAL ROOM		P-154
EP-1	1	DUPLEX EJECTOR PUMP	FLYGT 4" NP3127-249A	150	99	1						●	11	3500	480	3	60		●	SUBCELLAR 3 EJECTOR PIT		P-100
SP-1 SP-2	2	DUPLEX SUMP PUMP	FLYGT 4" NP3127-249A	150	99	1						●	11	3500	480	3	60		●	SUB-CELLAR 3 SUMP PITS		P-100
EP-2	1	DUPLEX EJECTOR PUMP (RETAIL)	FLYGT 4" NP3127-249A	150	99	1						●	11	3500	480	3	60		●	SUB-CELLAR 2 RETAIL	PROVIDE CHOPPING RING FOR SOLIDS	P-101
SP-3	6	ELEVATOR SUMP PUMP	STANCOR SE-50	74	37	1						●	1/2	1750	230	3	60		●	SUB-CELLAR 2 & 3 ELEVATOR PIT		P-100 & P-101
SP-4	4	ELEVATOR SUMP PUMP	STANCOR SE-50	74	37	1						●	1/2	1750	115	1	60		●	69TH, 89TH, 91ST & 93RD FLOOR ELEVATOR PITS		
BP-1	1	TRIPLEX BOOSTER PUMP (RETAIL)	SYNCROFLO	75	350	1				●			20	3500	480	3	60		●	SUB-CELLAR 2 MECHANICAL ROOM	DISCH. PRV, 158 GAL. AMTROL HYDR. TANK	P-101
BP-2	1	TRIPLEX BOOSTER PUMP (PH 91ST)	SYNCROFLO	50	125	1				●			5	3500	480	3	60		●	90TH FLOOR MECHANICAL ROOM	DISCH. PRV, 158 GAL. AMTROL HYDR. TANK	P-166
CT-1	1	DUPLEX CT MAKEUP PUMP	PEERLESS C810G	90	155	1				●			10	3500	480	3	60		●	90TH FLOOR MECHANICAL ROOM	W/ WX-205P 34 GAL. HYDROPNEUMATIC TANK	P-166
STP-1	1	DUPLEX STORM	PEERLESS C610A	54	20	1				●			1/2	1777	480	3	60		●	6TH FLOOR MECHANICAL ROOM	W/ FS FLOW SENSOR	P-110
HWC	2	HW CIRC PUMPS	BELL AND GOSSETT PD 37	2	20						●		3/4	3500	480	3	60		●	90TH FLOOR	ZONE R4-1	P-166
HWC	2	HW CIRC PUMPS	BELL AND GOSSETT PD 37	5	20						●		3/4	3500	480	3	60		●	90TH FLOOR	ZONE R4-2	P-166
HWC	2	HW CIRC PUMPS	BELL AND GOSSETT PD 37	5	20						●		3/4	3500	480	3	60		●	67TH FLOOR	ZONE R4-3	P-154
HWC	2	HW CIRC PUMPS	BELL AND GOSSETT PD 37	5	20						●		3/4	3500	480	3	60		●	67TH FLOOR	ZONE R4-4	P-154
HWC	2	HW CIRC PUMPS	BELL AND GOSSETT PD 37	10	20						●		3/4	3500	480	3	60		●	67TH FLOOR	ZONE R3-1	P-154
HWC	2	HW CIRC PUMPS	BELL AND GOSSETT PD 35	7	15						●		1/2	3500	480	3	60		●	46TH FLOOR	ZONE R3-2	P-143
HWC	2	HW CIRC PUMPS	BELL AND GOSSETT PD 37	10	20						●		3/4	3500	480	3	60		●	46TH FLOOR	ZONE R3-3	P-143
HWC	2	HW CIRC PUMPS	BELL AND GOSSETT PD 37	10	20						●		3/4	3500	480	3	60		●	46TH FLOOR	ZONE R2-1	P-143
HWC	2	HW CIRC PUMPS	BELL AND GOSSETT PD 40	10	30						●		1 1/2	3500	480	3	60		●	27TH FLOOR	ZONE R2-2	P-133
HWC	2	HW CIRC PUMPS	BELL AND GOSSETT PD 37	15	20						●		3/4	3500	480	3	60		●	27TH FLOOR	ZONE R1-1	P-133
HWC	2	HW CIRC PUMPS	BELL AND GOSSETT PD 37	20	20						●		3/4	3500	480	3	60		●	12TH FLOOR	ZONE R1-2	P-119
HWC	2	HW CIRC PUMPS	BELL AND GOSSETT PD 35	5	15						●		1/2	3500	480	3	60		●	9TH FLOOR	ZONE A1-3	P-114
HWC	2	HW CIRC PUMPS	BELL AND GOSSETT PD 35	2	15						●		1/2	3500	480	3	60		●	7TH FLOOR	ZONE A1-2	P-111
HWC	2	HW CIRC PUMPS	BELL AND GOSSETT PD 35	2	15						●		1/2	3500	480	3	60		●	SC2	ZONE R1-3	P-101

GREASE INTERCEPTOR SCHEDULE

DESIGNATION	NO. REQUIRED	MANUFACTURER & MODEL NUMBER	MATERIAL	FLOW RATE (GPM)	GREASE CAPACITY (LBS)	LOCATION	REMARKS	DRAWING NO.
GI-1	1	SCHIER GB-250	POLYETHYLENE	100	1,076	LOADING DOCK GI PIT	16,000 LB. LOAD RATER COMPOSITE COVERS. 4" INLET/OUTLET SCHED 40 PLAIN END (NO-HUB)	P-104.00

DRAIN SCHEDULE

MANUFACTURER: J.R. SMITH; ● WADE; ZURN; JOSAM

DESIGNATION	MODEL #	BODY: CAST IRON	BODY: GALVANIZED	BODY: STAINLESS STEEL	BODY: ENAMEL COATED	BODY: ALL BRONZE	BODY: SECONDARY CLAMP	BODY: CLAMPING DEVICE	BODY: DECK CLAMP	BODY: BACK WATER VALVE	BODY: SUMP RECIEVER	STRAINER: CAST IRON	STRAINER: GALVANIZED	STRAINER: STAINLESS STEEL	STRAINER: DUCTILE IRON	STRAINER: ALL BRONZE	STRAINER: NICKEL BRONZE	STRAINER: CHROME PLATED	STRAINER: SEDIMENT BUCKET	STRAINER: SECONDARY STRAINER	STRAINER: POLISHED FINISH	STRAINER: VANDAL PROOF	STRAINER: TRACTOR GRATE	STRAINER: BRONZE MESH SCREEN	STRAINER: FUNNEL TOP	STRAINER: FLAT TOP	STRAINER: DOME	STRAINER: RAISED LIP	STRAINER: EXTENSION	STRAINER: LESS BOTTOM DOME	STRAINER: 1/2 GRATE	STRAINER: 3/4 GRATE	REMARKS
RD	3004NH	●						●	●			●															●		●				GENERAL ROOF DRAIN
CFRD	3004NH, FCS	●						●	●			●															●		●				CONTROL FLOW ROOF DRAIN
OD	3004NH, D	●						●	●			●															●		●				OVERFLOW ROOF DRAIN
TD "A"	2950-1	●						●	●			●		●								●				●			●				TRENCH DRAIN (BUILDING ENTRANCE)
TD "B"	2920	●						●	●			●										●	●			●			●				TRENCH DRAIN (LOADING DOCK)
AD	3100NH	●						●	●			●															●		●				AREA DRAIN (POOL PIT)
FD "A"	1100NH	●						●	●			●			●											●			●				FLOOR DRAIN (MECHANICAL ROOM)
FD "B'	1100NH	●						●	●			●						●								●			●				FLOOR DRAIN (TOILET ROOMS)
FD "C"	1210NH, 27	●						●	●		●	●							●							●			●				FLOOR DRAIN (TRASH ROOM)
FD "D"	1210NH, 8, 27	●						●	●		●	●							●	●						●			●				FLOOR DRAIN (LAUNDRY ROOM)
PD	1860-PA	●						●	●								●												●				PLANTER DRAIN

NOTES:

1. PROVIDE TRAP PRIMERS FOR FLOOR DRAINS IN RETURN PLENUMS, FOR (2)SPA WET TREATMENT ROOMS, DRY STORAGE, FOOD & PREP STORAGE, PREP/COLD STORAGE, LIQUOR STORAGE, HOTEL MEETING RMS PRIVATE DINING, PANTRY AND EXIT PASSAGE.
2. PROVIDE EXTRA HEAVY DUTY GRATES AND DECK PLATES FOR ALL DRAINS AND CLEANOUTS IN LOADING DOCK AREAS.

NON-PRESSURE VESSEL SCHEDULE

DESIGNATION	NO. REQUIRED	MANUFACTURER AND MODEL	MATERIALS	COMPT. EACH TANK	USABLE DOMESTIC (GALLONS)	USABLE F.S.P (GALLONS)	USABLE TOTAL (GALLONS)	SIZE	ALARMS (FROM BOTTOM OF TANK): LOW WATER	HIGH WATER	1ST PUMP ON	2ND PUMP ON	1ST PUMP OFF	2ND PUMP OFF	ALTERNATE LEAD PUMP	REMARKS	DRAWING NO.
HOUSE TANK-1	1	HIGHLAND TANK	STAINLESS STEEL	2	5,500	22,500	28,000		●	●	●	●	●	●	●	98TH FLOOR	P-170
HOUSE TANK-2	2	HIGHLAND TANK	STAINLESS STEEL	2	N/A	22,500	22,500		●	●	●	●	●	●	●	90TH FLOOR	P-166
HOUSE TANK-3	2	HIGHLAND TANK	STAINLESS STEEL	2	8,500	22,500	31,000		●	●	●	●	●	●	●	67TH FLOOR MEZZ	P-154
HOUSE TANK-4	1	HIGHLAND TANK	STAINLESS STEEL	2	11,500	22,500	34,000		●	●	●	●	●	●	●	46TH FLOOR	P-143
HOUSE TANK-5	1	HIGHLAND TANK	STAINLESS STEEL	2	12,500	22,500	35,000		●	●	●	●	●	●	●	27TH FLOOR	P-133
HOUSE TANK-6	1	HIGHLAND TANK	STAINLESS STEEL	2	11,000	60,000	71,000		●	●	●	●	●	●	●	12TH FLOOR	P-119
SUCT. TANK-1	1	HIGHLAND TANK	STAINLESS STEEL	1	20,000	N/A	20,000		●	●						SUBCELLAR 2	P-101
STORM DET. TANK	2	HIGHLAND TANK	CARBON-STEEL	1	N/A	N/A	20,000			●	●		●			6TH FLOOR	P-110

NOTES:

1. REFER TO DETAILS AND SPECIFICATIONS FOR MORE INFORMATION.

VALVE SCHEDULE

VALVE SPECIFICATIONS

	REQUIRED	FIG. NO.	SIZES MADE	FLANGED	SCREWED	SOLDER	SOCKET	HUB	W/ADAPTER	O.S.&Y.	N.R.S.	BRONZE	IBBM	ALL IRON	CAST STEEL	HOSE END
VALVES	○	B104	3/8"-3"			○					○	○				
		B103	1/4"-3"		○							○				
	○	G623B	2"-12"	○						○		○				
		G633	2 1/2"-6"		○					○			○			
	○	G634	2 1/2"-12"	○						○			○			
		G608	2"-6"													
		G612	2"-30"													
		F664	2"-4"		○					○			○			
		F667	2"-12"	○						○			○			
		B110SB	1/4"-3"													
		G744	2"-16"													
		30-OF	2"-24"													
		60-OF	2"-12"													
		B133	3/4"-2"													
	○	B623	2"-36"	○						○			○			
CHECK VALVES		3412	1/4 "-2"													
	○	B309	1/4"-3"			○						○				
	○	B319	1/4"-3"		○							○				
		G927	2"-6"													
	○	G931	2"-30"	○									○			
		F947	2"-10"													
		30-SF	2"-12"													
		60-SF	2"-8"													
		G938	2 1/2"-6"													
		G940	2 1/2"-12"													
	○	G93ILW	2 1/2"-30"	○									○			
		G939	2 1/2"-12"													
GLOBE OR ANGLE VALVES	○	B-14T	3/8 "-2"			○						○				
	○	B-13T	1/8 "-2"		○							○				
	○	B222	1/8 "-3"		○							○				
		G506	2"-6"													
		G512	2"-10"													
PLUG VALVES		1700*	1/2"-6"		○									○		
		1796*	1"-4"		○									○		
		1700F*	1"-8"	○										○		
	○	2911														

VALVE SPECIFICATIONS (CONTINUED) / WHERE USED

FIG. NO.	125# WWP	175# WWP	200# WWP	225# WWP	300# WWP	400# WWP	500# WWP	720# WWP	1440# WWP	UL.FM	REQ. AT EQUIP.	BURIED SERV.	SUMP DISCH.	EJECT. DISCH.	GAS	C.W. 4" & UP	C.W. 3" & DN	COMPRESSED AIR *	VACUUM *	TREATED WATER	H.W. 3" & DN.	H.W. 4 & UP	VACUUM 2" & UP	COMP AIR 2"& UP
B104			○														○				○			
B103			○														○				○			
G623B			○																		○	○		
G633		○								○														
G634		○								○			○	○										
G608																								
G612																								
F664							○																	
F667							○																	
B110SB																								
G744																								
30-OF																								
60-OF																								
B133																								
B623			○													○								
3412																								
B309			○														○				○			
B319			○														○				○			
G927																								
G931			○													○								
F947																								
30-SF																								
60-SF																								
G938																								
G940																								
G93ILW			○										○	○										
G939																								
B-14T			○													○	○				○			
B-13T			○													○	○				○			
B222					○											○	○				○			
G506																								
G512																								
1700*		○																						
1796*	○																						○	○
1700F*		○																					○	○
2911															○			○	○					

WALWORTH VALVE MFG. CO.
* OHIO UNION BALL VALVES STOCK NUMBERS 207-6300 THRU 207-6305 &6072-600 THRU 207-6070 -600

NOTES:

1. RISER CONTROL VALVES USE COMBINATION BALL VALVE AND DRAIN, SIMILAR TO WEBSTONE 4043N SERIES
2. HOT WATER CIRCULATION BALANCING VALVES - USE INLINE AUTOMATIC FLOW CONTROLLER, SIMILAR TO FLOW DESIGN INC MODEL ICSS SHALL BE AS PER THE ARCHITECTURAL DRAWINGS.
3. ALL DOMESTIC WATER VALVES SHALL BE LEAD-FREE.

FIXTURE CONNECTION SCHEDULE

FIXTURES	SERVICE CONNECTION: S	W	V	CW	HW	REMARKS
WATER CLOSET						
TANK	4"		2"	1/2"		
FLUSH VALVE	4"		2"	1"		
URINALS						
FLUSH VALVE		2"	2"	3/4"		
LAVATORIES						
RESIDENTIAL		2"	2"	1/2"	1/2"	
BACK OF HOUSE		2"	2"	1/2"	1/2"	
SERVICE SINKS						
WALL HUNG		3"	2"	3/4"	3/4"	
RECEPTOR		3"	2"	3/4"	3/4"	
EYE/FACE WASH						
WALL MOUNTED		2"	2"	1/2"	1/2"	
SHOWERS						
STD. BATH		2"	2"	3/4"	3/4"	
MASTER BATH		3"	2"	3/4"	3/4"	
BATH TUBS						
STD. BATH		2"	2"	1/2"	1/2"	
MASTER BATH		2"	2"	3/4"	3/4"	
SINKS						
RES. KITCHEN		2"	2"	1/2"	1/2"	
CLOTHES WASHERS						
IN APARTMENTS		2"	2"	1/2"	1/2"	WATTS INTELLIFLOW MODEL A2C-WB-M1 AUTO WATER SHUT-OFF WITH LEAK DETECTOR

NOTES:

1. REFER TO ARCHITECTURAL DOCUMENTS FOR PLUMBING FIXTURE SPECIFICATIONS.
2. THE EXACT LOCATION AND MOUNTING HEIGHTS OF ALL PLUMBING FIXTURES SHALL BE AS PER THE ARCHITECTURAL DRAWINGS.
3. ALL SINKS AND LAVATORIES THAT ARE HANDICAPPED ACCESSIBLE SHALL BE PROVIDED WITH THERMAL AND IMPACT INSULATION/SHIELDING KITS ON SUPPLIES, TRAPS, TAILPIECES AND WASTE OUTLETS THAT ARE EXPOSED.

MATERIAL SCHEDULE

SYSTEMS	PIPE: REQUIRED	PIPE: CAST IRON	PIPE: STL. SCHED.40	PIPE: STL. SCHED.80	PIPE: BLACK STEEL	PIPE: GALVANIZED	PIPE: COPPER TUBE "L"	PIPE: EXTRA HEAVY CAST IRON	PIPE: CAST IRON WASTE PIPE	PIPE: THREADED PIPE	PIPE: DUCTILE IRON CLASS 56	PIPE: COPPER TUBE "K"	FITTINGS: CAST IRON NO-HUB	FITTINGS: CAST IRON SOIL	FITTINGS: CAST IRON DRAINAGE	FITTINGS: STD. C.I. -175# W.W.P.	FITTINGS: EX. H. C.I. 400# W.W.P.	FITTINGS: STD. C.I. FLG.-175# W.W.P.	FITTINGS: STD. MALL.-300# W.W.P.	FITTINGS: WROUGHT STEEL	FITTINGS: CAST BRONZE-175# W.W.P.	FITTINGS: CAST BRONZE-400# W.W.P.	FITTINGS: CAST STEEL FLGD.	FITTINGS: SOLDER FITTINGS	FITTINGS: BRAZED FITTINGS	FITTINGS: BLACK	FITTINGS: GALVANIZED MECHANICAL	JOINTS: COMPRESSION GASKET	JOINTS: THREADED	JOINTS: SOLDERED	JOINTS: WELDED	JOINTS: BRAZED	JOINTS: MECH. JOINT	JOINTS: NO-HUB (HEAVY DUTY)
DRAINAGE (BURIED)	○							○							○													○						
VENTS (BURIED)	○							○							○													○						
HOUSE DRAINS (SEWER SERVICE)	○							○							○													○						
LEADER (STORM)	○								○						○													○						
HORIZONTAL STORM BRANCHES	○								○				○																					○
SANITARY STACKS	○								○				○																					○
SANITARY BRANCHES	○								○				○																					○
VENTS	○								○				○																					○
C.W., H.W., & H.W.R.	○						○																	○						○				
C.W., H.W., & H.W.R. EXPRESS RISERS	○						○																		○							○		
HOUSE PUMP DISCHARGE	○											○													○							○		
BOOSTER PUMP DISCHARGE	○						○																	○						○				
BURIED C.W. WATER SERVICE											○																						○	
EJECTOR DISCHARGE	○		○			○																					○						○	
SUMP DISCHARGE	○		○			○																					○						○	
GAS PIPING (14" W.C. & LESS, 5" & LARGER)	○		○																	○											○			
GAS PIPING (14" W.C. & LESS, 4" & SMALLER)	○		○																○										○					
GAS PIPING (>14" W.C., 4" & LARGER)	○		○																	○											○			
GAS PIPING (>14" W.C., 3" & SMALLER)	○		○																○										○					

NOTES:

1. VIEGA PROPRESS FITTINGS ONLY MAY BE USED FOR DOMESTIC WATER ONLY IN ACCESSIBLE LOCATIONS, SUCH AS CEILINGS AND IN BATHROOM CHASE WALLS. PROPRESS FITTINGS SHALL NOT BE USED FOR EXPRESS RISERS OR RISERS IN SHAFTS.
2. HEAVY DUTY NO-HUB FITTINGS SHALL BE HEAVY DUTY HUSKY HD4000

FILE NAME: C:\Revit Local Files\Y130747-000-AKF-865_MEP15-CENTRAL_jlangner.rvt
PLOT DATE: 9/19/2015 5:17:28 AM

KEY PLAN:
PROJECT 865 — WEST 58TH ST — WEST 57TH ST — 8TH AVE — BROADWAY — 7TH AVE

PROJECT NORTH | TRUE NORTH

DEVELOPER:
EXTELL DEVELOPMENT COMPANY
805 THIRD AVENUE, 7TH FLOOR
New York, NY 10022 USA
TEL: 212 712 6000 FAX: 212 712 6100

DESIGN ARCHITECT: Base Building Shell & Core
ADRIAN SMITH + GORDON GILL ARCHITECTURE
111 WEST MONROE STREET SUITE 2300
CHICAGO IL 60603
TEL: 312 920 1888 FAX: 312 920 1775

INTERIOR DESIGNER: Residential
Rottet Architecture and Design Studio, PLLC
298 Fifth Ave, 7th Floor
New York, NY 10001
TEL: 646 998 7000 FAX:

ARCHITECT OF RECORD: Base Building Shell, Core, & Residential
AAI ARCHITECTS, P.C.
401 Wellington St. W., 3rd Floor
Toronto, ON M5V 1E7 Canada
TEL: 416 967 1500 FAX: 416 967 7150

STRUCTURAL ENGINEERS:
WSP CANTOR SEINUK
228 EAST 45th Street
New York, NY 10017 USA
TEL: 212 687 9888 FAX: 646 487 5501

MEP ENGINEERS:
AKF GROUP
One Liberty Plaza, 165 Broadway, 22nd Floor
New York, NY 10006 USA
TEL: 212 354 5656 FAX: 212 354 5668

GEOTECHNICAL ENGINEERS:
Langan Engineering & Environmental Services
21 Penn Plaza - 360 West 31st Street, 8th Floor
New York, NY 10001-2727
TEL: 212 479 5400 FAX: 212 479 5444

CODE CONSULTANTS:
Construction Consulting Associates
100 Church Street
New York, NY 10007
TEL: 212 385 1818 FAX: 212 385 1911

CURTAINWALL CONSULTANT:
AJLP Consulting
40 Worth Street. Suite 826
New York, NY 10013
TEL: 212 757 5659 FAX: 646 219 8508

LANDMARK/PRESERVATION CONSULTANT:
Jan Hird Pokorny Associates, Inc.
39 West 37th Street, 12A
New York, NY 10018
TEL: 212 759 6462 FAX: 212 759 6540

No.	DESCRIPTION	DATE
1	ISSUED FOR SCHEMATIC DESIGN	04 APR 2014
2	ISSUED FOR DESIGN DEVLEOPMENT	01 JUL 2014
3	ISSUED FOR DESIGN DEVLEOPMENT	31 JUL 2014
4	CD PROGRESS ISSUE 1	15 OCT 2014
5	ISSUED FOR BID - PLUMBING	15 OCT 2014
6	DOB SUBMISSION	19 DEC 2014
7	CD PROGRESS ISSUE 3	09 MAR 2015
8	CD PROGRESS ISSUE 4	01 JUN 2015
9	CD PROGRESS ISSUE 5	10 AUG 2015
10	DOB AMENDMENT 2	18 SEP 2015

0 4' - 0" 8' - 0" 16' - 0"

Discrepancies must be reported immediately to the Architect before proceeding. Only figured dimensions are to be used. Contractors must check all dimensions on site. This drawing is protected by copyright.

ALL DIMENSIONS ARE SHOWN IN IMPERIAL.

CONSULTANT:
AKF
ONE LIBERTY PLAZA, 165 BROADWAY, 22nd FLOOR
NEW YORK, NY 10006
T: 212.354.5656 F: 212.354.5668
Arlington / Boston / Mexico City / Minneapolis / New York
Philadelphia / Princeton / Puebla / Rochester / Stamford

PROJECT:
217 WEST 57TH STREET
NEW YORK, NY

DRAWING TITLE:
PLUMBING SCHEDULES

SEAL & SIGNATURE: STATE OF NEW YORK — CHRISTOPHER O. McHUGH — LICENSED PROFESSIONAL ENGINEER — No. 073130

DATE:	04/04/14
PROJECT No:	Y130747-000
DRAWN:	JRD
CHK:	JRD
SCALE:	12" = 1'-0"
REV:	10
DWG No:	P-400.01
DOB PAGE No:	95 of 97

DOB EMPLOYEE STAMP:

DOB B-SCAN:

DEPT OF BLDGS 421263635 Job Number
E5372A5C9B5 Scan Code

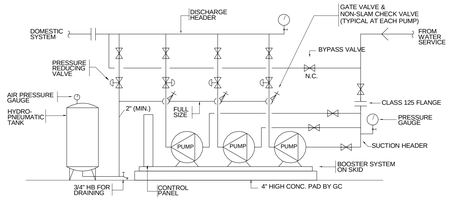

1 TRIPLEX BOOSTER PUMP PIPING SCHEMATIC
SCALE: N.T.S.

NOTE: PROVIDE INERTIA PAD FOR PUMPS INSTALLED ABOVE CELLAR LEVEL. PROVIDE NEOPRENE WAFFLE PADS FOR PUMPS LOCATED CELLAR LEVEL AND BELOW.

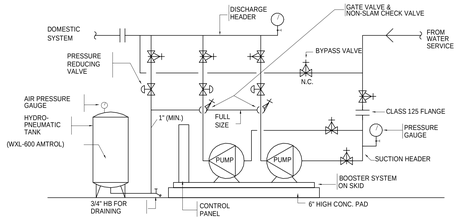

2 DUPLEX BOOSTER PUMP PIPING SCHEMATIC
SCALE: N.T.S.

NOTE: PROVIDE INERTIA PAD FOR PUMPS INSTALLED ABOVE CELLAR LEVEL. PROVIDE NEOPRENE WAFFLE PADS FOR PUMPS LOCATED CELLAR LEVEL AND BELOW.

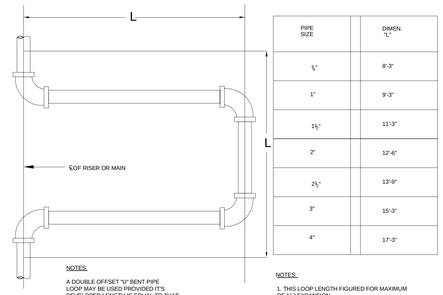

PIPE SIZE	DIMEN. "L"
¾"	8'-3"
1"	9'-3"
1¼"	11'-3"
2"	12'-6"
2½"	13'-9"
3"	15'-3"
4"	17'-3"

NOTES:
A DOUBLE OFFSET "U" BENT PIPE LOOP MAY BE USED PROVIDED ITS DEVELOPED LENGTH IS EQUAL TO THAT GIVEN FOR "L".

NOTES:
1. THIS LOOP LENGTH FIGURED FOR MAXIMUM OF 1¼" EXPANSION.
2. PROVIDE LOOP ALONG EVERY HOT WATER PIPING RUN.

3 FOUR ELBOW SWING EXPANSION LOOP
SCALE: N.T.S.

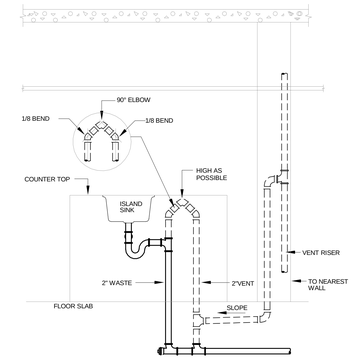

4 ISLAND SINK VENTING DETAIL
SCALE: N.T.S.

CONCEALED VALVES AND FITTINGS:
- WRAP WITH 1 INCH THICK, 1 POUND DENSITY TO REQUIRED PIPE INSULATION THICKNESS.
- SECURE WITH WIRE OR TAPE.
- VAPOR SEAL COLD WATER AND STORM.

EXPOSED VALVES AND FITTINGS
- PREMOLDED FIBERGLASS OR RADIAL MITERED PIPE INSULATION.
- SKIM COAT OF INSULATION CEMENT.
- COAT OF MASTIC.
- WRAP WITH FIBERLASS REINFORCING CLOTH.
- FINISH COAT OF MASTIC.
- OVERLAP 2 INCHES ON PIPE INSULATION.

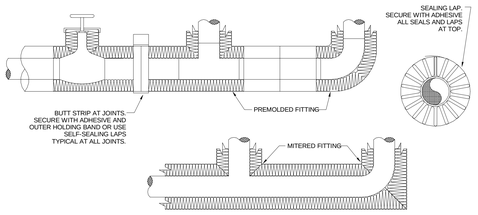

5 INSULATION OF PIPING VALVE AND FITTINGS
SCALE: N.T.S.

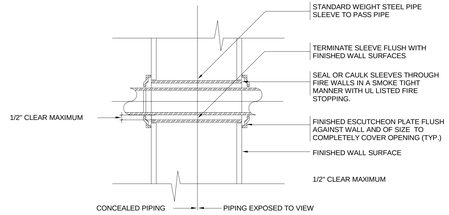

6 PIPE INSULATION THROUGH FIRE RATED WALL
SCALE: N.T.S.

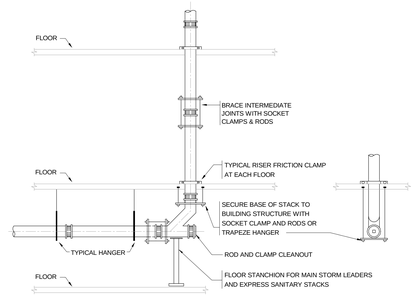

7 PIPE BRACING FOR VERTICAL SANITARY AND STORM PIPING
SCALE: N.T.S.

NOTES
1. SLEEVES IN MECHANICAL ROOMS TO EXTEND MIN 8 INCHES AFF. INSTALL STEEL PIPE SUPPORT ABOVE PIPE SLEEVE

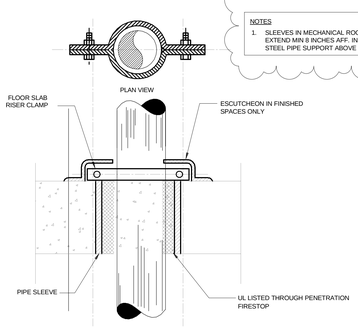

8 PIPING SLEEVE THRU FLOOR SLAB
SCALE: N.T.S.

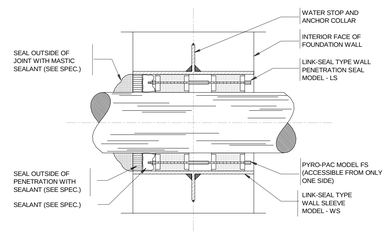

9 PIPING SLEEVE THRU EXTERIOR FOUNDATION WALL
SCALE: N.T.S.

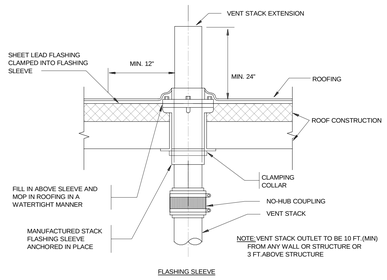

10 VENT THRU ROOF
SCALE: N.T.S.

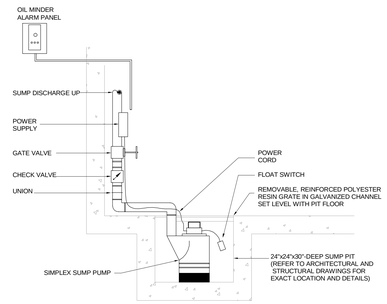

11 SUMP PUMP DRAIN DETAIL
SCALE: N.T.S.

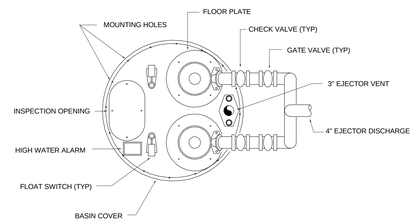

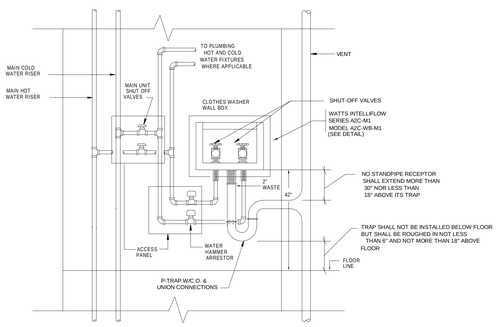

12 CLOTHES WASHER PIPING DETAIL
SCALE: N.T.S.

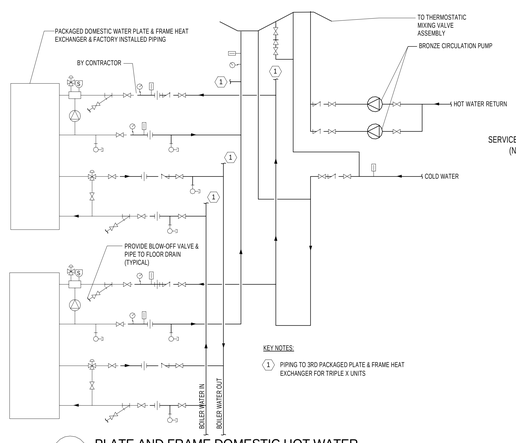

13 PLATE AND FRAME DOMESTIC HOT WATER
SCALE: N.T.S.

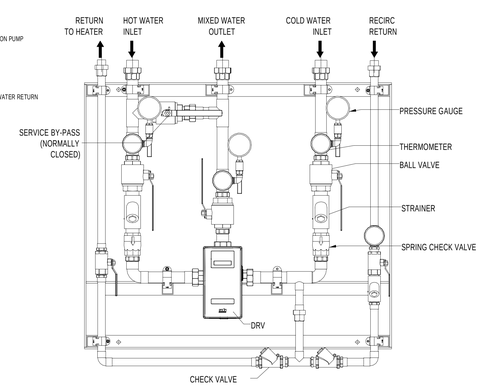

DIGITAL THERMOSTATIC MIXING VALVE ASSEMBLY
SCALE: N.T.S.

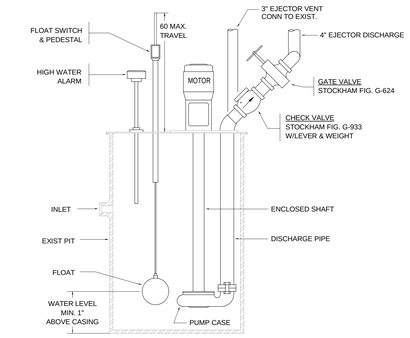

14 DUPLEX SEWAGE EJECTOR DETAIL
SCALE: N.T.S.

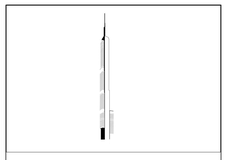

KEY PLAN:

PROJECT NORTH | TRUE NORTH

DEVELOPER:
EXTELL DEVELOPMENT COMPANY
805 THIRD AVENUE, 7TH FLOOR
New York, NY 10022 USA
TEL: 212 712 6000 FAX: 212 712 6100

DESIGN ARCHITECT: Base Building Shell & Core
ADRIAN SMITH + GORDON GILL ARCHITECTURE
111 WEST MONROE STREET SUITE 2300
CHICAGO IL 60603
TEL: 312 920 1888 FAX: 312 920 1775

INTERIOR DESIGNER: Residential
Rottet Architecture and Design Studio, PLLC
298 Fifth Ave, 7th Floor
New York, NY 10001
TEL: 646 998 7000 FAX:

ARCHITECT OF RECORD:Base Building Shell, Core, & Residential
AAI ARCHITECTS, P.C.
401 Wellington St. W., 3rd Floor
Toronto, ON M5V 1E7 Canada
TEL: 416 967 1500 FAX: 416 967 7150

STRUCTURAL ENGINEERS:
WSP CANTOR SEINUK
228 EAST 45th Street
New York, NY 10017 USA
TEL: 212 687 9888 FAX: 646 487 5501

MEP ENGINEERS:
AKF GROUP
One Liberty Plaza, 165 Broadway, 22nd Floor
New York, NY 10006 USA
TEL: 212 354 5656 FAX: 212 354 5668

GEOTECHNICAL ENGINEERS:
Langan Engineering & Environmental Services
21 Penn Plaza - 360 West 31st Street, 8th Floor
New York, NY 10001-2727
TEL: 212 479 5400 FAX: 212 479 5444

CODE CONSULTANTS:
Construction Consulting Associates
100 Church Street
New York, NY 10007
TEL: 212 385 1818 FAX: 212 385 1911

CURTAINWALL CONSULTANT:
AJLP Consulting
40 Worth Street. Suite 826
New York, NY 10013
TEL: 212 757 5659 FAX: 646 219 8508

LANDMARK/PRESERVATION CONSULTANT:
Jan Hird Pokorny Associates, Inc.
39 West 37th Street, 12A
New York, NY 10018
TEL: 212 759 6462 FAX: 212 759 6540

No.	DESCRIPTION	DATE
1	ISSUED FOR SCHEMATIC DESIGN	04 APR 2014
2	ISSUED FOR DESIGN DEVLEOPMENT	01 JUL 2014
3	ISSUED FOR DESIGN DEVLEOPMENT	31 JUL 2014
4	CD PROGRESS ISSUE 1	15 OCT 2014
5	ISSUED FOR BID - PLUMBING	15 OCT 2014
6	DOB SUBMISSION	19 DEC 2014
7	CD PROGRESS ISSUE 3	09 MAR 2015
8	CD PROGRESS ISSUE 4	01 JUN 2015
9	CD PROGRESS ISSUE 5	10 AUG 2015
10	DOB AMENDMENT 2	18 SEP 2015

0 4' - 0" 8' - 0" 16' - 0"

Discrepancies must be reported immediately to the Architect before proceeding. Only figured dimensions are to be used. Contractors must check all dimensions on site. This drawing is protected by copyright.

ALL DIMENSIONS ARE SHOWN IN IMPERIAL.

CONSULTANT:
AKF
ONE LIBERTY PLAZA, 165 BROADWAY, 22nd FLOOR
NEW YORK, NY 10006
T: 212.354.5656 F: 212.354.5668
Arlington / Boston / Mexico City / Minneapolis / New York
Philadelphia / Houston / Dublin / Rochester / Rockford

PROJECT:
217 WEST 57TH STREET
NEW YORK, NY

DRAWING TITLE:
PLUMBING DETAILS

SEAL & SIGNATURE:

DATE:	04/04/14
PROJECT No:	Y130747-000
DRAWN: JRD	REV: 10
CHK: JRD	
SCALE: 1/8" = 1'-0"	
DWG No:	P-500.01
DOB PAGE No:	96 of 97

DOB EMPLOYEE STAMP: DOB B-SCAN:

36" x 48" Arch E - SHEET SIZE
FILE NAME: C:\Temp\ Local Files\Y130747-000-AKF-865_MEP15-CENTRAL_Jingner.rvt
PLOT DATE: 9/10/2015 5:11:32 AM

36" x 48" Arch E -SHEET SIZE

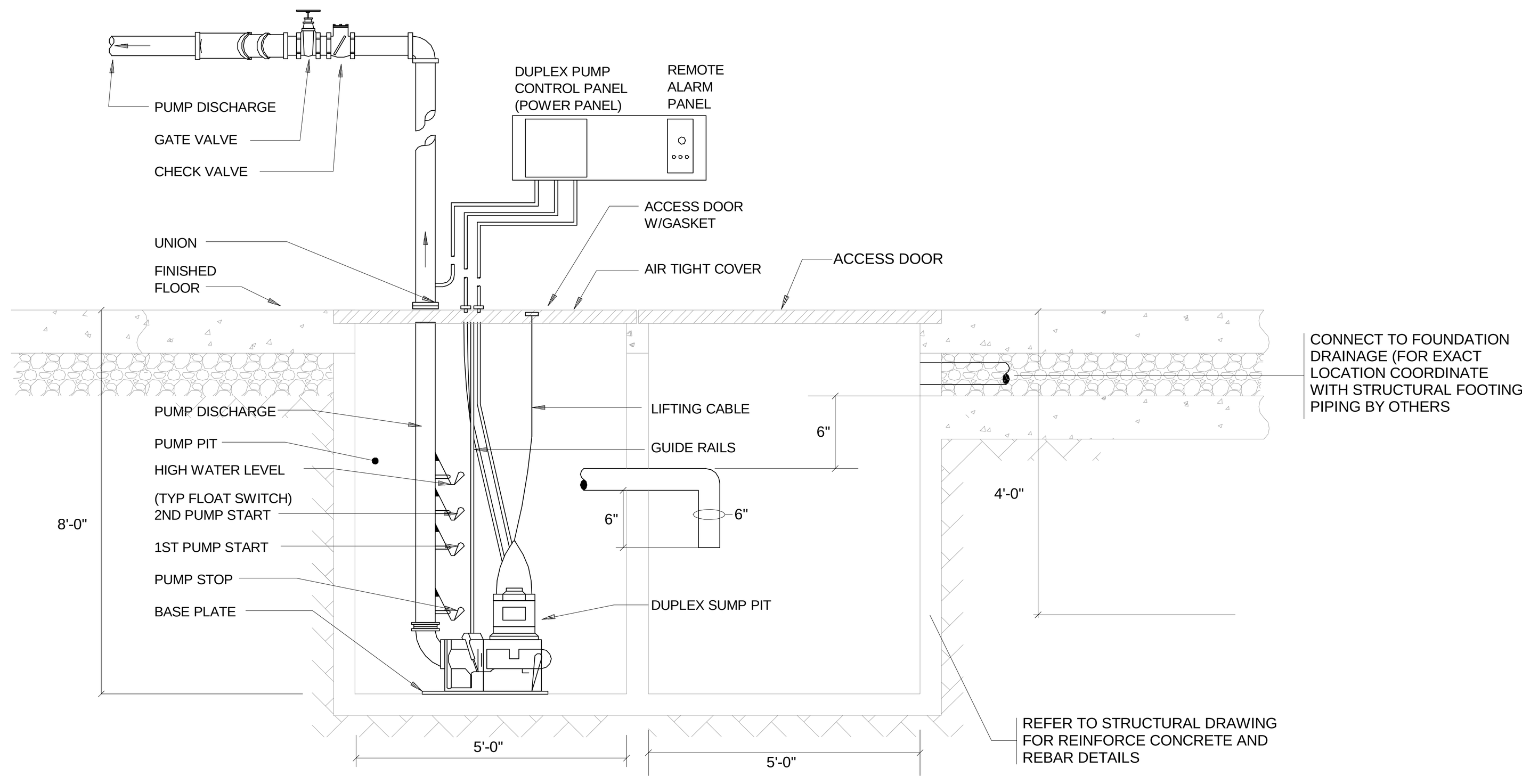

14 DUPLEX SUMP PUMPS IN SUMP PIT W/ SAND INTERCEPTOR
SCALE: N.T.S.

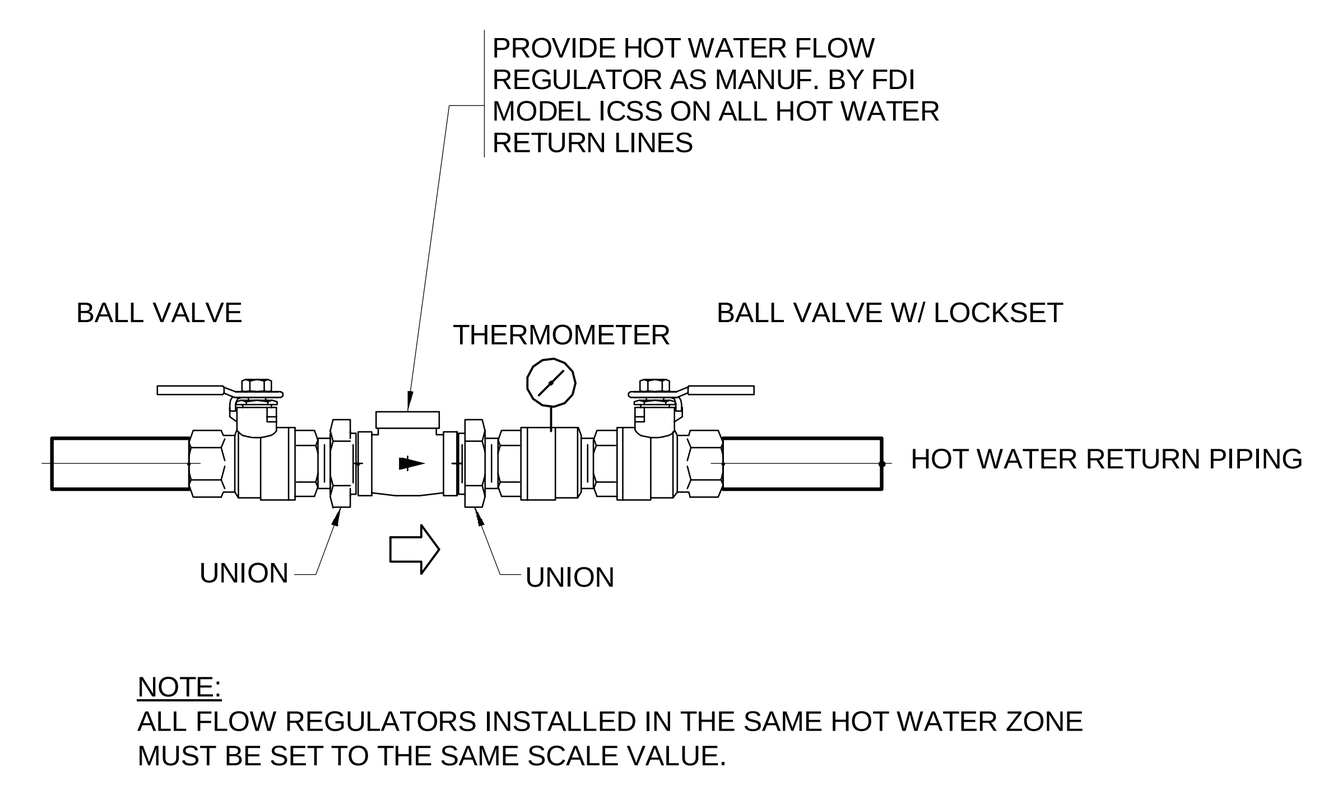

NOTE:
ALL FLOW REGULATORS INSTALLED IN THE SAME HOT WATER ZONE MUST BE SET TO THE SAME SCALE VALUE.

15 HOT WATER RETURN BALANCING ASSEMBLY
SCALE: N.T.S.

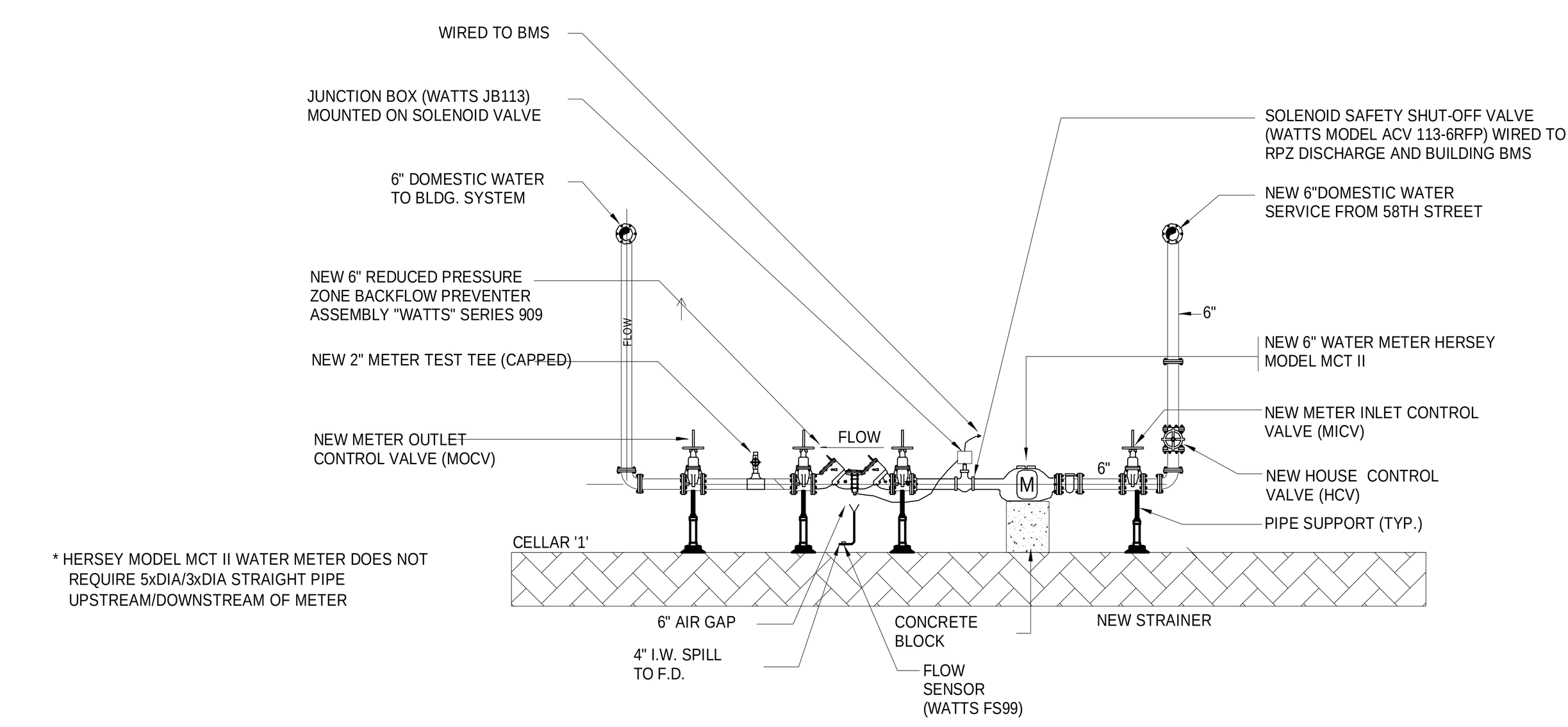

* HERSEY MODEL MCT II WATER METER DOES NOT REQUIRE 5xDIA/3xDIA STRAIGHT PIPE UPSTREAM/DOWNSTREAM OF METER

DOMESTIC WATER SERVICE BACKFLOW PREVENTER ASSEMBLY
SCALE: N.T.S.

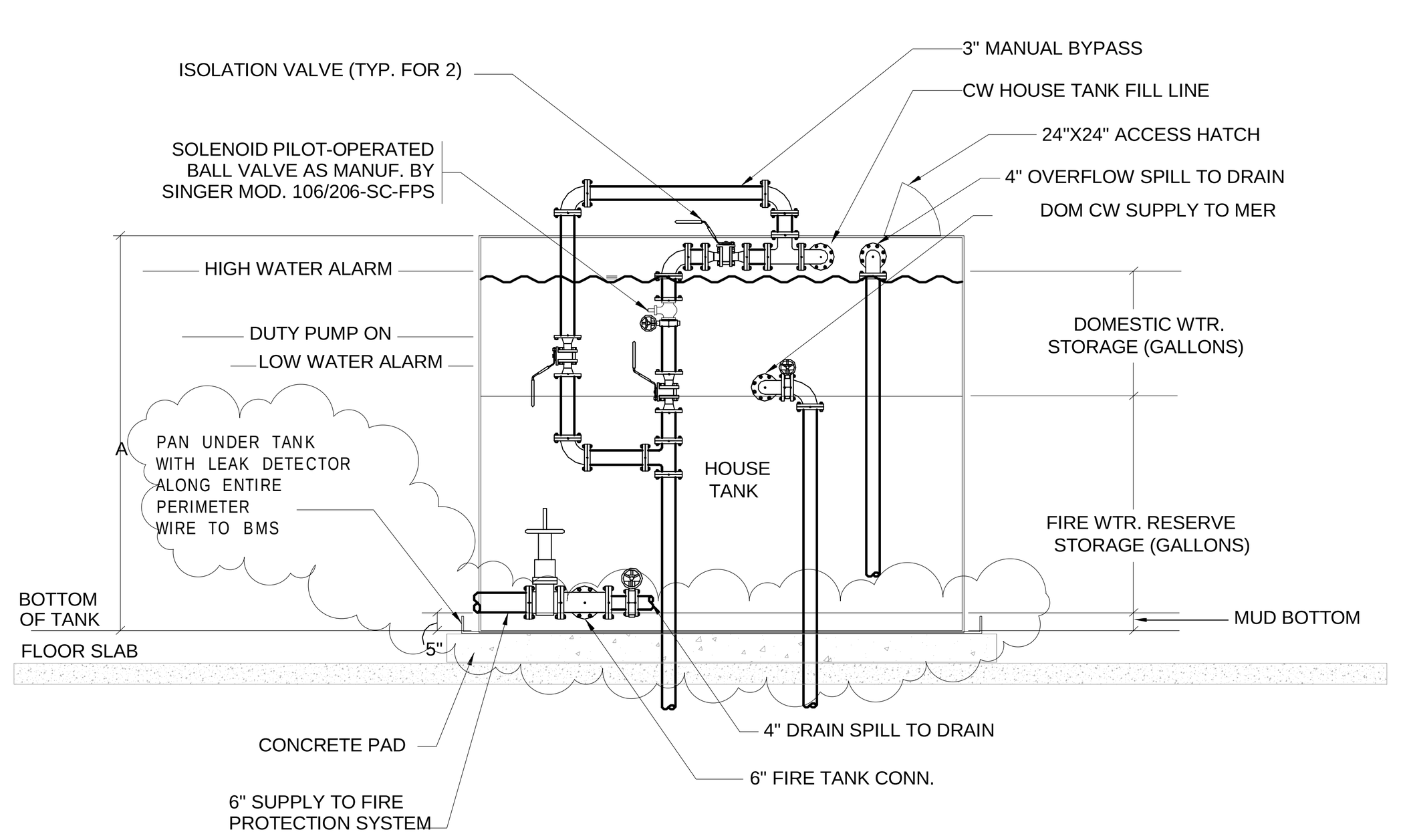

NOTES:
1. ADD 3" MANUAL BYPASS WITH BALL VALVE. PROVIDE ISOLATION VALVES FOR SOLENOID PILOT-OPERATED BALL VALVE.

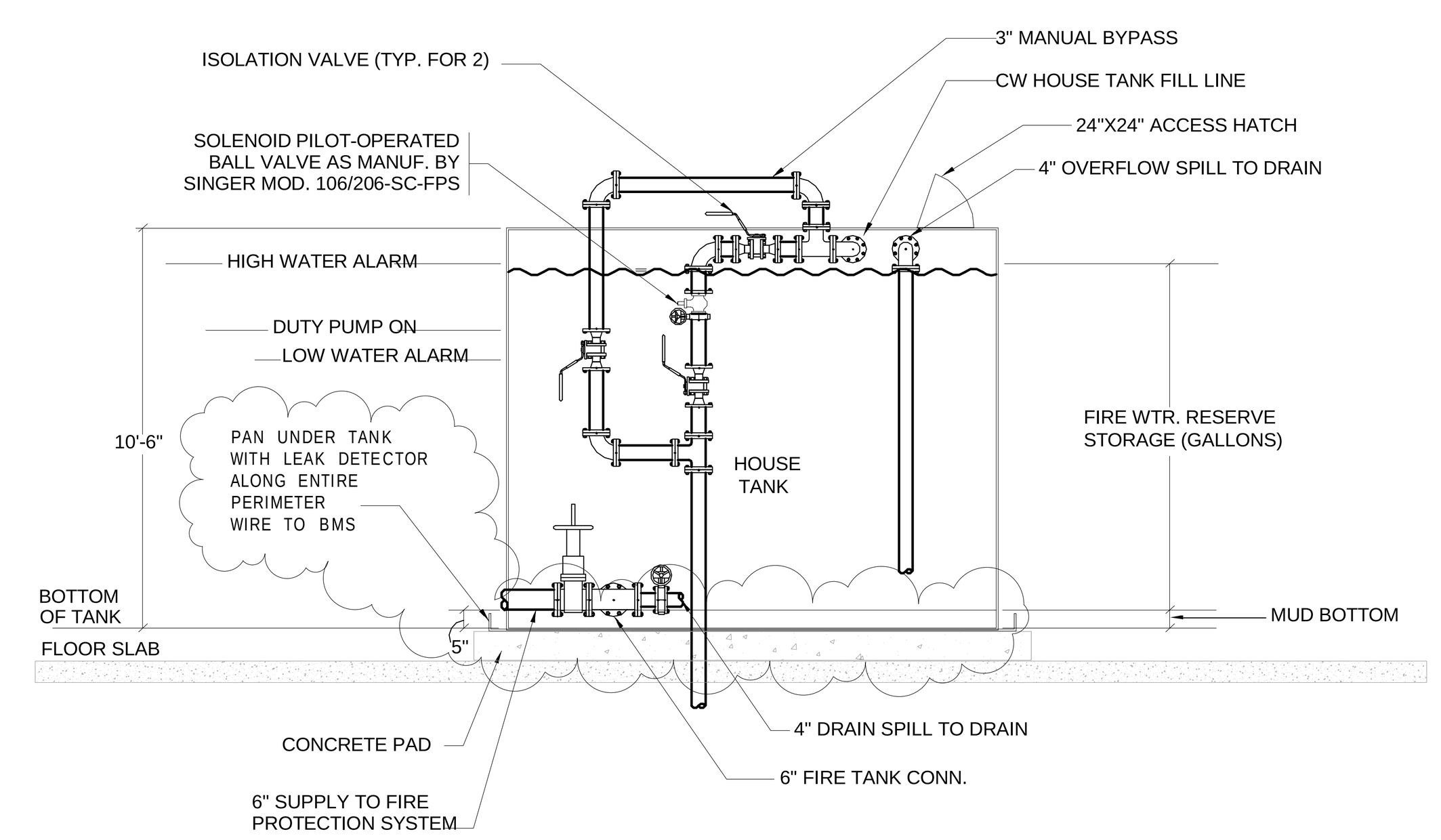

NOTES:
1. ADD 3" MANUAL BYPASS WITH BALL VALVE. PROVIDE ISOLATION VALVES FOR SOLENOID PILOT-OPERATED BALL VALVE.

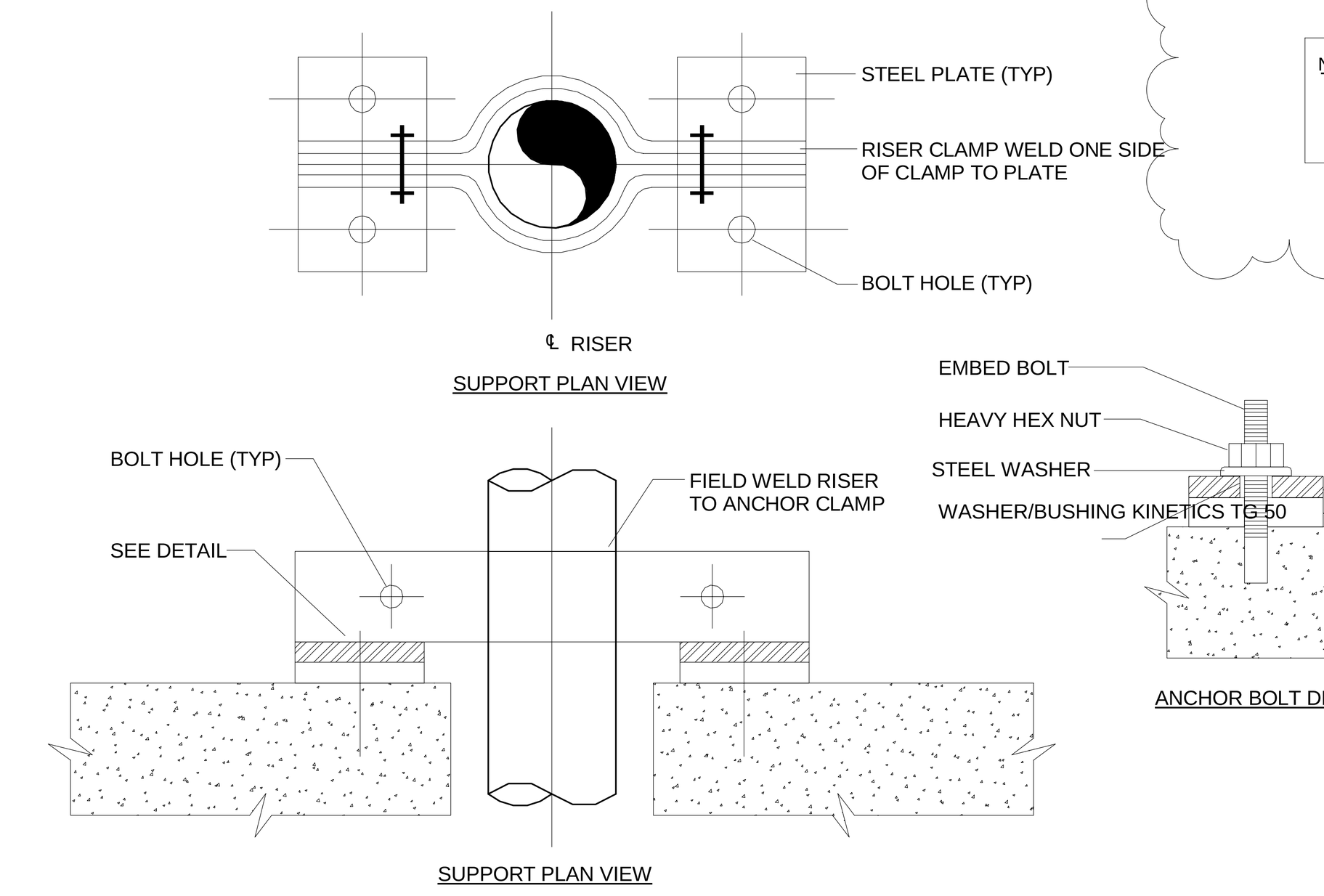

NOTES
1. SLEEVES IN MECHANICAL ROOMS TO EXTEND MIN 8 INCHES AFF. INSTALL STEEL PIPE SUPPORT ABOVE PIPE SLEEVE

18 PIPE ANCHOR DETAIL #1
SCALE: N.T.S.

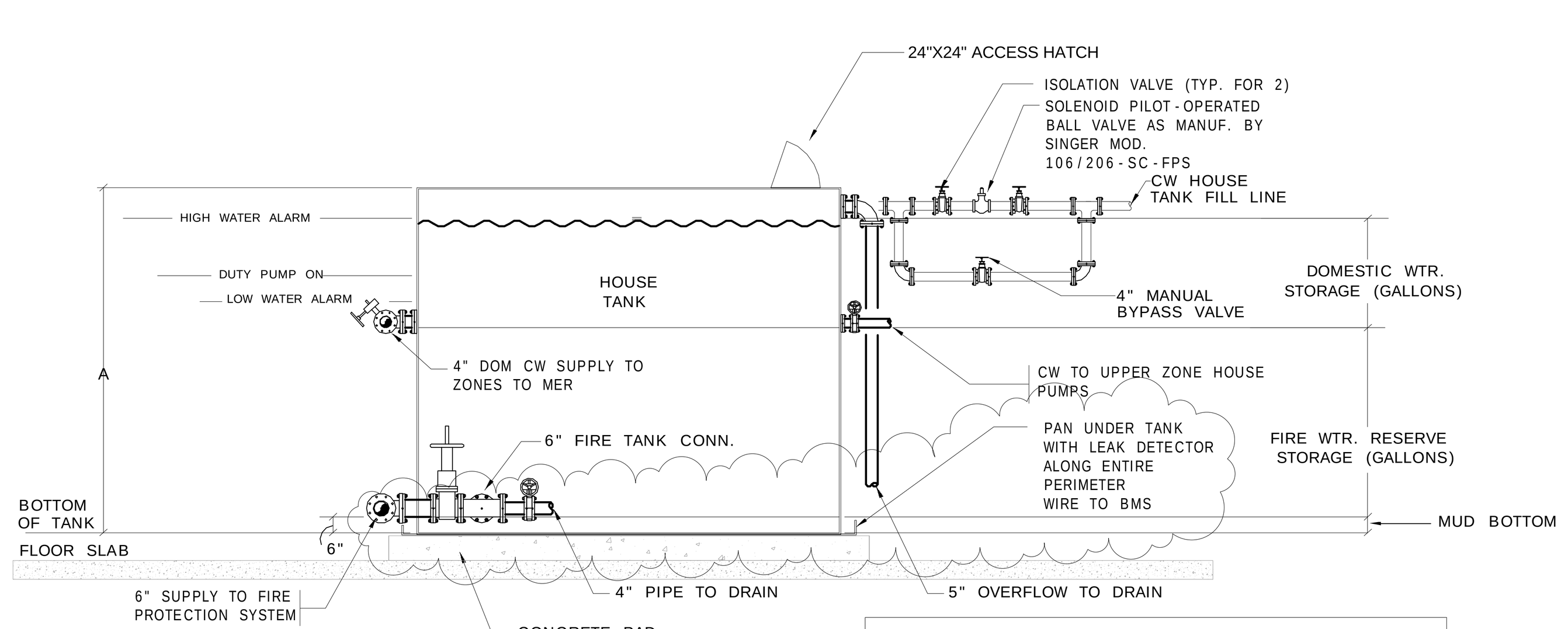

TANK SCHEDULE

FLOOR	A (HEIGHT)	WIDTH	LENGTH	DOMESTIC WATER STORAGE (GALLONS)	FIRE RESERVE STORAGE (GALLONS)	COMPARTMENTS
94	14' - 0"	20' - 0"	16' - 0"	5,500	22,500	2
67 MEZZ T-1	8' - 6"	16' - 0"	20' - 0"	4,000	11,500	1
67 MEZZ T-2	8' - 6"	16' - 0"	20' - 0"	4,000	11,500	1
46	10' - 0"	28' - 0"	21' - 0"	11,500	22,500	2
27	12' - 0"	26' - 0"	18' - 0"	12,500	22,500	2
11	17' - 0"	20' - 0"	32' - 0"	10,500	60,500	2

NOTES:
1. ADD 4" MANUAL BYPASS WITH GATE VALVE. PROVIDE ISOLATION VALVES FOR SOLENOID PILOT-OPERATED BALL VALVE.
2. HOUSE TANKS ON FLOORS 26 AND 45 WILL BE ELEVATED AND REQUIRE ADDITIONAL SUPPORT.

16 COMBINED HOUSE TANK DETAILS
SCALE: N.T.S.

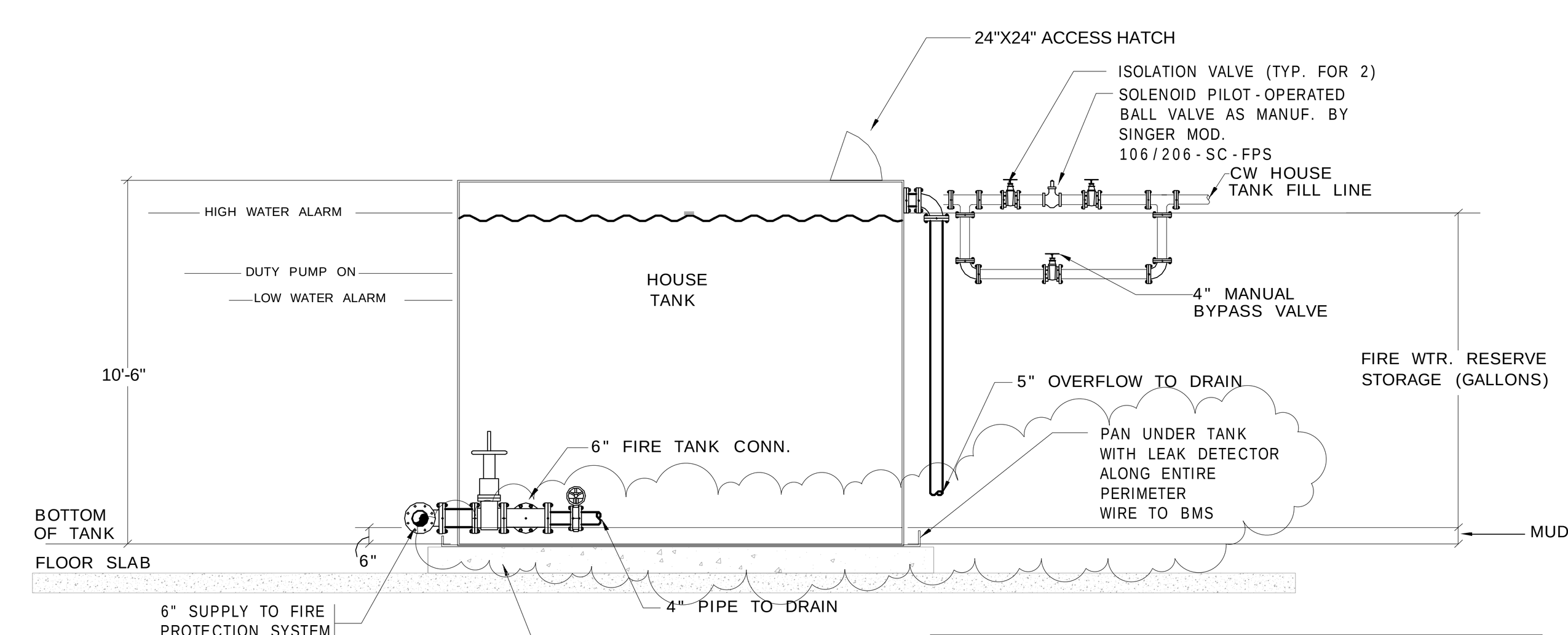

TANK SCHEDULE

FLOOR	A (HEIGHT)	WIDTH	LENGTH	DOMESTIC WATER STORAGE (GALLONS)	FIRE RESERVE STORAGE (GALLONS)	COMPARTMENTS
92 T-1	10' - 6"	15' - 0"	8' - 0"	-	7,500	1
92 T-2	10' - 6"	11' - 0"	22' - 0"	-	15,000	2

NOTES:
1. ADD 4" MANUAL BYPASS WITH GATE VALVE. PROVIDE ISOLATION VALVES FOR SOLENOID PILOT-OPERATED BALL VALVE.

17 FIRE ONLY HOUSE TANK DETAILS
SCALE: N.T.S.

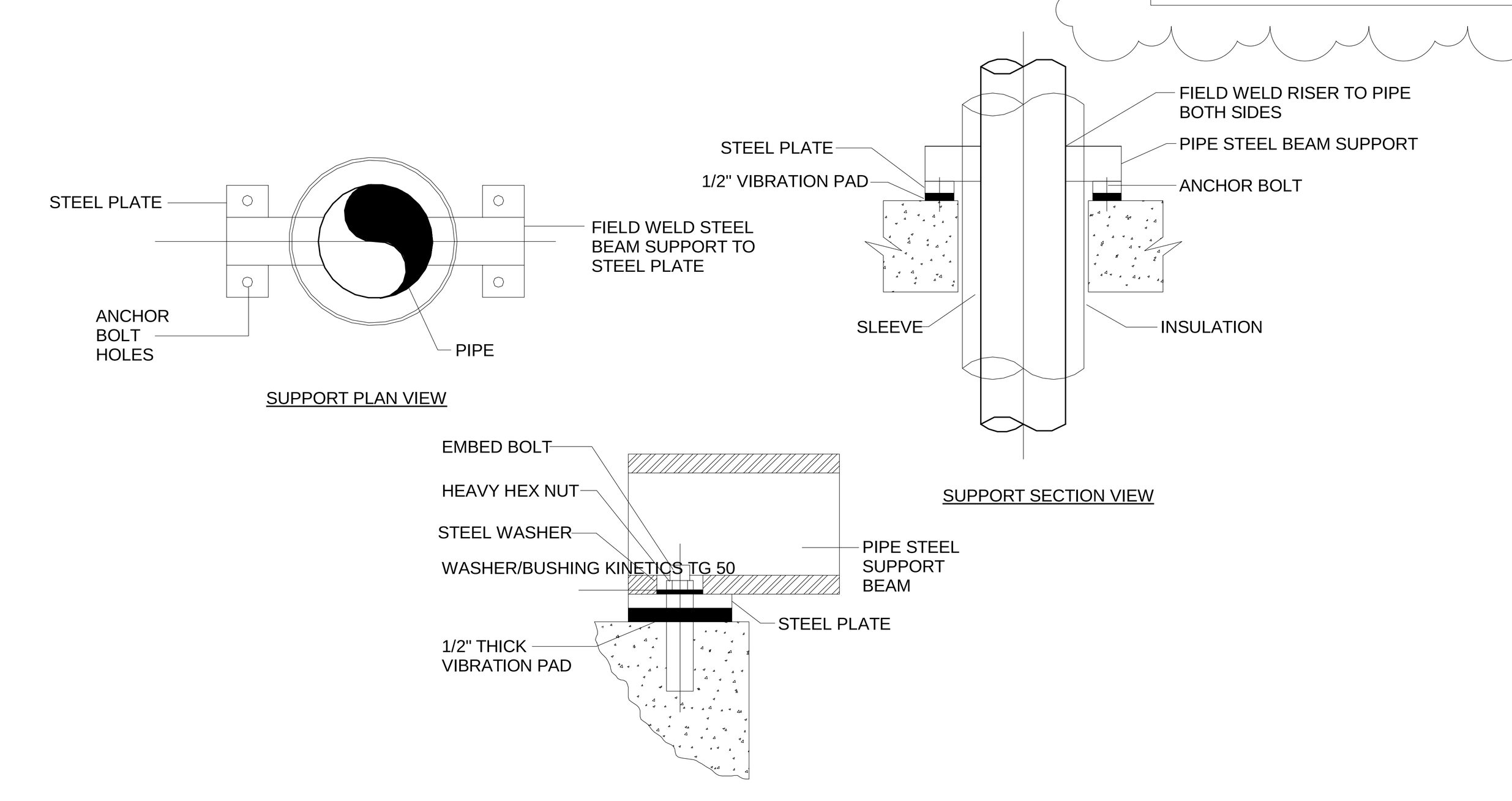

NOTES
1. SLEEVES IN MECHANICAL ROOMS TO EXTEND MIN 8 INCHES AFF. INSTALL STEEL PIPE SUPPORT ABOVE PIPE SLEEVE

19 PIPE ANCHOR DETAIL #2
SCALE: N.T.S.

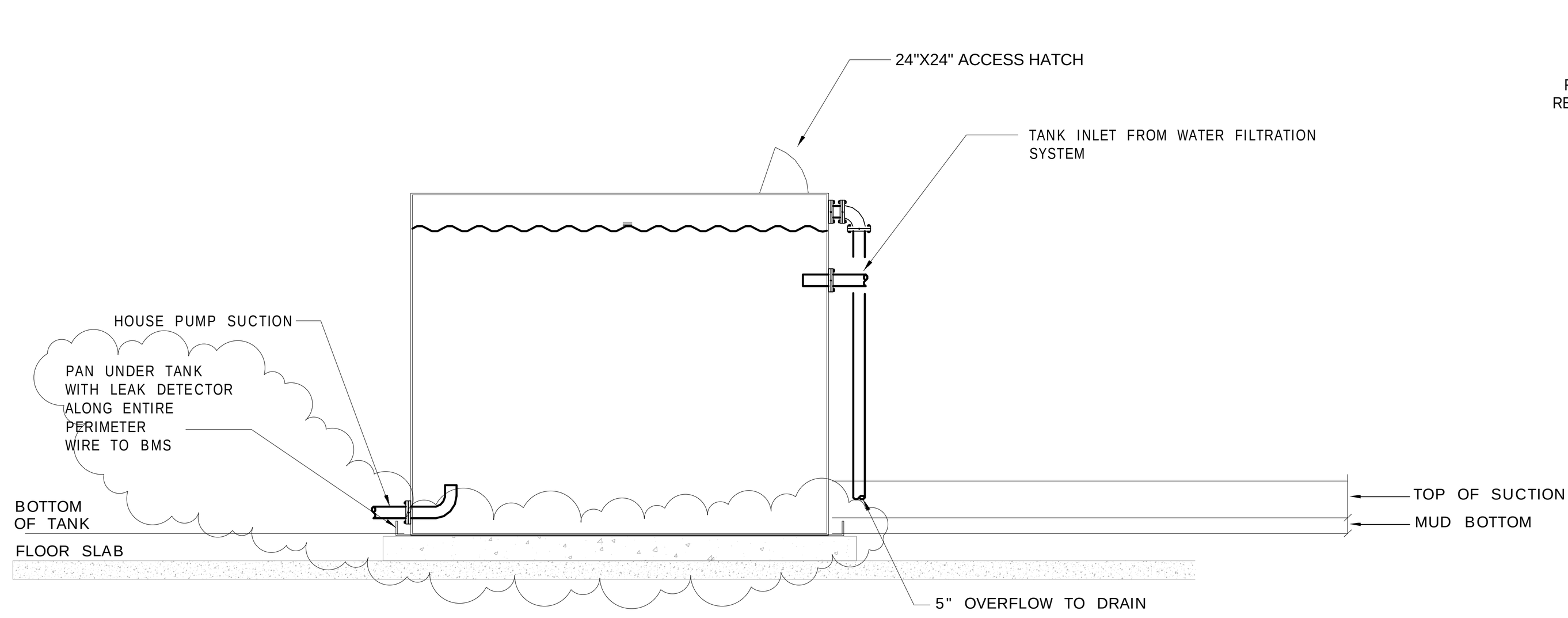

20 SUCTION TANK DETAIL
SCALE: N.T.S.

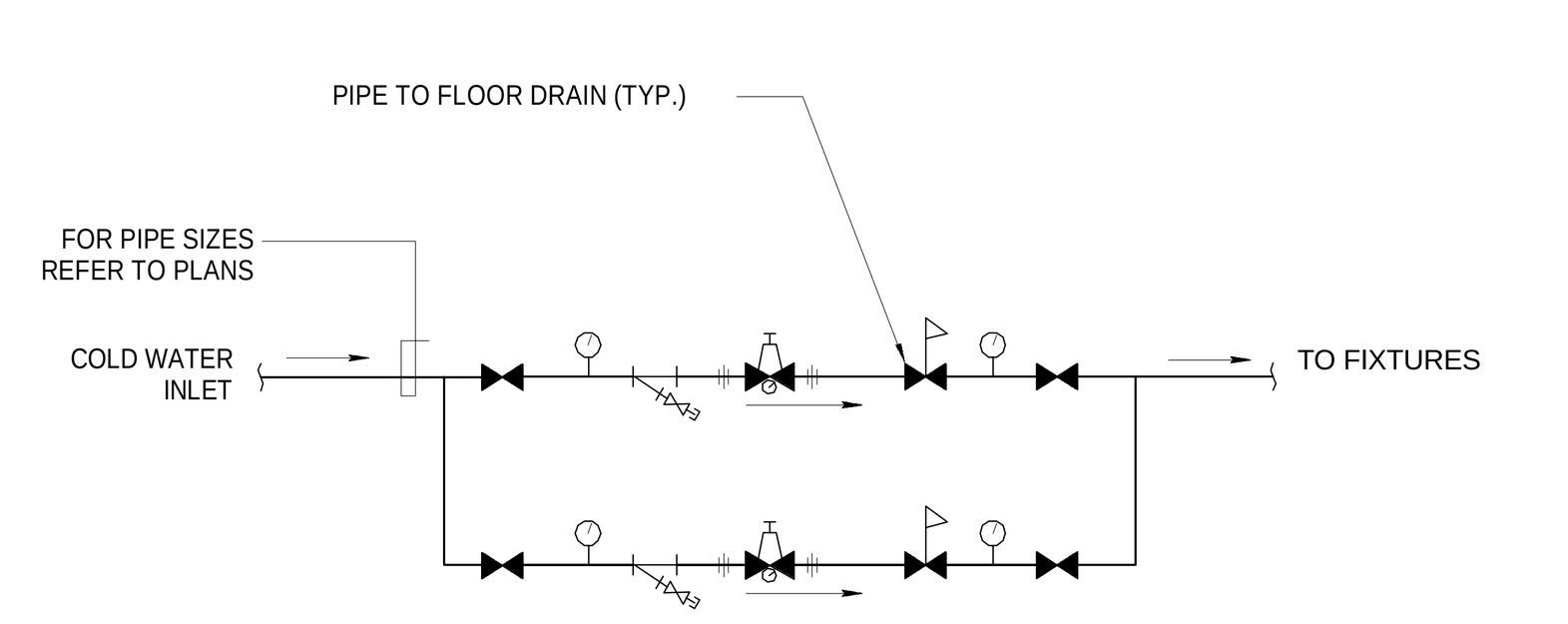

LEGEND
1. PRESSURE REDUCING VALVE (PRV), CLA-VAL 90G-01ASKXHCSI 150# FLANGED, BRONZE BODY, SS TRIM, EPDM, 30-300 PSI
2. EXCESS PRESSURE SAFETY VALVE (XPSV), CLA-VAL 50G-33KXHCSI 150# FLANGED, BRONZE BODY, BRONZE TRIM, EPDM, 20-200 PSI
A. ISOLATION VALVE, BRONZE BODY (FULL PORTED)
B. Y STRAINER, 150# FLANGED SS BODY, PERF SS STRAINER
C. PRESSURE GAUGE, 4" FACE, SS CASE, GLYCERIN FILL, 0-300 PSI RANGE

FLOOR LOCATION	ZONE #	PRV SIZE	GPM	INLET PSI	PRV SETPOINT	XPSV SETPOINT
46	R3-3	2 ½"	135	135	96.5	110
67	R4-4	2 ½"	105	183.5	97.5	112
67	R4-3	2 ½"	105	183.5	146.7	160

21 MASTER PRV STATION - WITH EXCESSIVE PRESSURE SAFETY VALVE (XPSV)
SCALE: N.T.S.

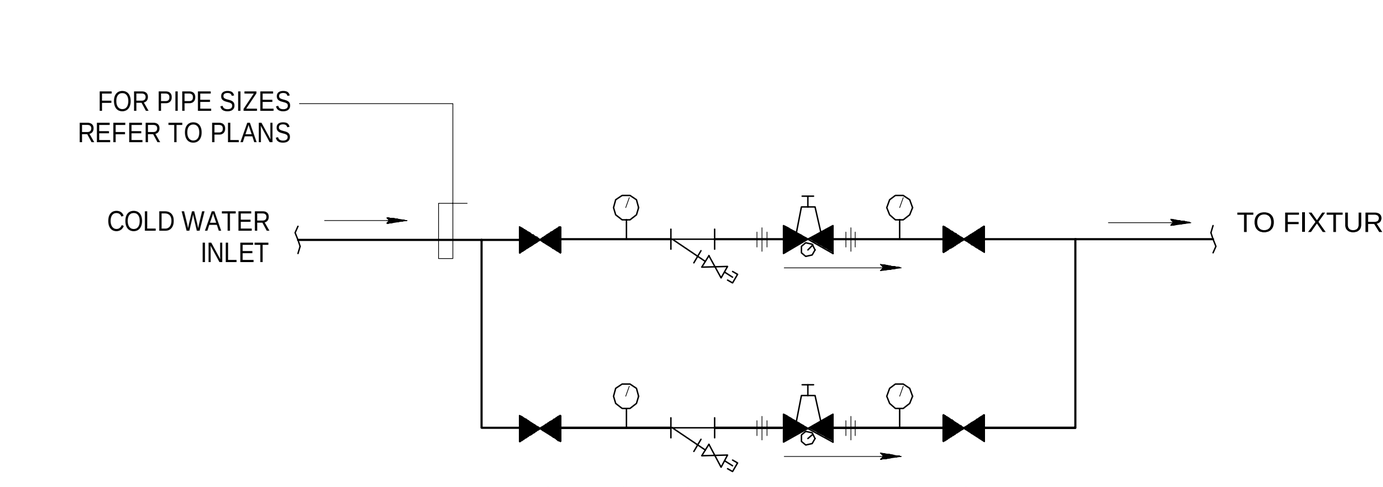

LEGEND
1. PRESSURE REDUCING VALVE, CAL-VAL 90G-01ASKXHCSI 150# FLANGED, BRONZE BODY, SS TRIM, EPDM, 30-300 PSI
A. ISOLATION BALL VALVE, BRONZE BODY, FULL PORTED
B. Y STRAINER, 800# FNPT, SS BODY, PERF SS STRAINER
C. PRESSURE GAUGE, 4" SS GLYCERIN FILLED CASE 0-300 PSI

FLOOR LOCATION	ZONE #	PRV SIZE	GPM	INLET PSI	PRV 1 SETPOINT
7	A1-2	2 ½"	110	80	65
12	R1-2	3"	225	96.4	88.4
27	R2-2	3"	170	110.2	95.5
46	R3-2	2 ½"	95	135	124.1
90	R4-2	2"	75	158.0	38.0

22 MASTER PRV STATION - WITHOUT EXCESSIVE PRESSURE SAFETY VALVE (XPSV)
SCALE: N.T.S.

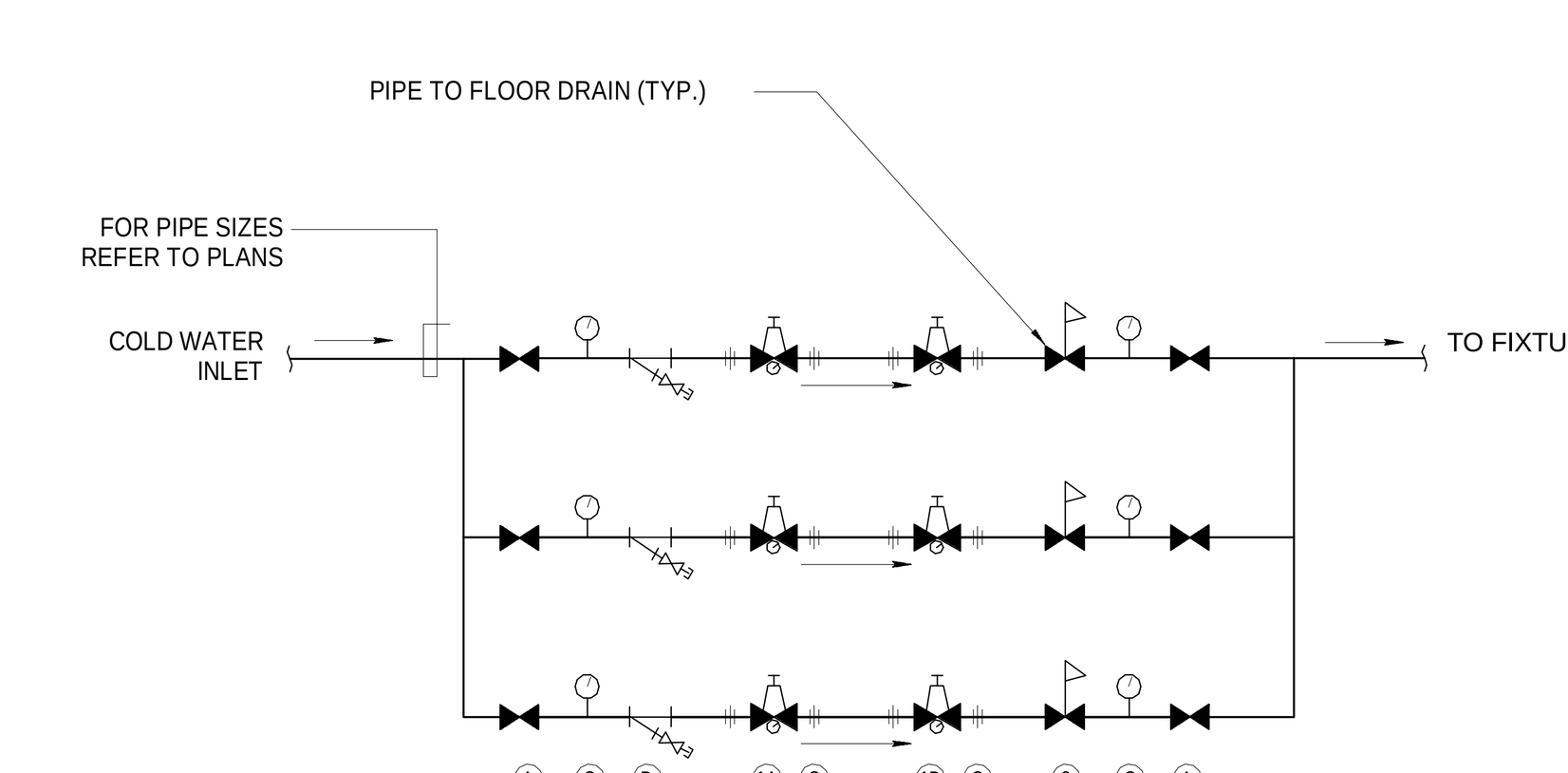

LEGEND
1. PRESSURE REDUCING VALVE, JRG No. 1318KXHCSI 300 LB MNPT, BRONZE BODY, SS TRIM, EPDM, 28-85 PSI
2. EXCESS PRESSURE SAFETY VALVE, CLA-VAL 50G-33KXHCSI 300 LB FNPT, BRONZE BODY & TRIM, EPDM, 20-200 PSI
A. ISOLATION BALL VALVE, BRONZE BODY, FULL PORTED
B. Y STRAINER, 800# FNPT, SS BODY, PERF SS STRAINER
C. PRESSURE GAUGE, 4" SS GLYCERIN FILLED CASE 0-300 PSI

FLOOR LOCATION	ZONE #	PRV SIZE	GPM	INLET PSI	PRV 1A SETPOINT	PRV 1B SETPOINT	XPSV SETPOINT
27	R1-1	2 ½"	180	110.2	70	35.2	50
46	R2-1	2 ½"	180	135	70	35.2	50
67	R3-1	2 ½"	120	183.5	75	42.5	50

23 MASTER PRV STATION - TWO STAGE REDUCTION
SCALE: N.T.S.

KEY PLAN:

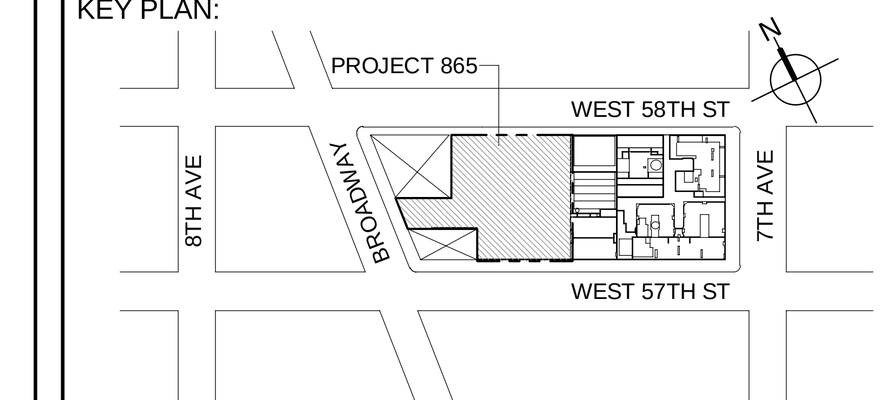

PROJECT NORTH | TRUE NORTH

DEVELOPER:
EXTELL DEVELOPMENT COMPANY
805 THIRD AVENUE, 7TH FLOOR
New York, NY 10022 USA
TEL: 212 712 6000 FAX: 212 712 6100

DESIGN ARCHITECT: Base Building Shell & Core
ADRIAN SMITH + GORDON GILL ARCHITECTURE
111 WEST MONROE STREET SUITE 2300
CHICAGO IL 60603
TEL: 312 920 1888 FAX: 312 920 1775

INTERIOR DESIGNER: Residential
Rottet Architecture and Design Studio, PLLC
298 Fifth Ave, 7th Floor
New York, NY 10001
TEL: 646 998 7000 FAX:

ARCHITECT OF RECORD: Base Building Shell, Core, & Residential
AAI ARCHITECTS, P.C.
401 Wellington St. W., 3rd Floor
Toronto, ON M5V 1E7 Canada
TEL: 416 967 1500 FAX: 416 967 7150

STRUCTURAL ENGINEERS:
WSP CANTOR SEINUK
228 EAST 45th Street
New York, NY 10017 USA
TEL: 212 687 9888 FAX: 646 487 5501

MEP ENGINEERS:
AKF GROUP
One Liberty Plaza, 165 Broadway, 22nd Floor
New York, NY 10006 USA
TEL: 212 354 5656 FAX: 212 354 5668

GEOTECHNICAL ENGINEERS:
Langan Engineering & Environmental Services
21 Penn Plaza - 360 West 31st Street, 8th Floor
New York, NY 10001-2727
TEL: 212 479 5400 FAX: 212 479 5444

CODE CONSULTANTS:
Construction Consulting Associates
100 Church Street
New York, NY 10007
TEL: 212 385 1818 FAX: 212 385 1911

CURTAINWALL CONSULTANT:
AJLP Consulting
40 Worth Street. Suite 826
New York, NY 10013
TEL: 212 757 5659 FAX: 646 219 8508

LANDMARK/PRESERVATION CONSULTANT:
Jan Hird Pokorny Associates, Inc.
39 West 37th Street, 12A
New York, NY 10018
TEL: 212 759 6462 FAX: 212 759 6540

No.	DESCRIPTION	DATE
1	ISSUED FOR SCHEMATIC DESIGN	04 APR 2014
2	ISSUED FOR DESIGN DEVLEOPMENT	01 JUL 2014
3	ISSUED FOR DESIGN DEVLEOPMENT	31 JUL 2014
4	CD PROGRESS ISSUE 1	15 OCT 2014
5	ISSUED FOR BID - PLUMBING	15 OCT 2014
6	DOB SUBMISSION	19 DEC 2014
7	CD PROGRESS ISSUE 3	09 MAR 2015
8	CD PROGRESS ISSUE 5	10 AUG 2015
9	DOB AMENDMENT 2	18 SEP 2015

0 4' - 0" 8' - 0" 16' - 0"

Discrepancies must be reported immediately to the Architect before proceeding. Only figured dimensions are to be used. Contractors must check all dimensions on site. This drawing is protected by copyright.

ALL DIMENSIONS ARE SHOWN IN IMPERIAL.

CONSULTANT: AKF
ONE LIBERTY PLAZA, 165 BROADWAY, 22nd FLOOR
NEW YORK, NY 10006
T: 212.354.5656 F: 212.354.5668
Arlington / Boston / Mexico City / Minneapolis / New York
Philadelphia / Princeton / Puebla / Rochester / Stamford

PROJECT:
217 WEST 57TH STREET
NEW YORK, NY

DRAWING TITLE:
PLUMBING DETAILS

SEAL & SIGNATURE:



DATE: 04/04/14
PROJECT No: Y130747-000
DRAWN: JRD
CHK: JRD
REV: 9
SCALE: 1/8" = 1'-0"
DWG No: **P-501.01**
DOB PAGE No: 97 of 97

DOB EMPLOYEE STAMP: | DOB B-SCAN: